

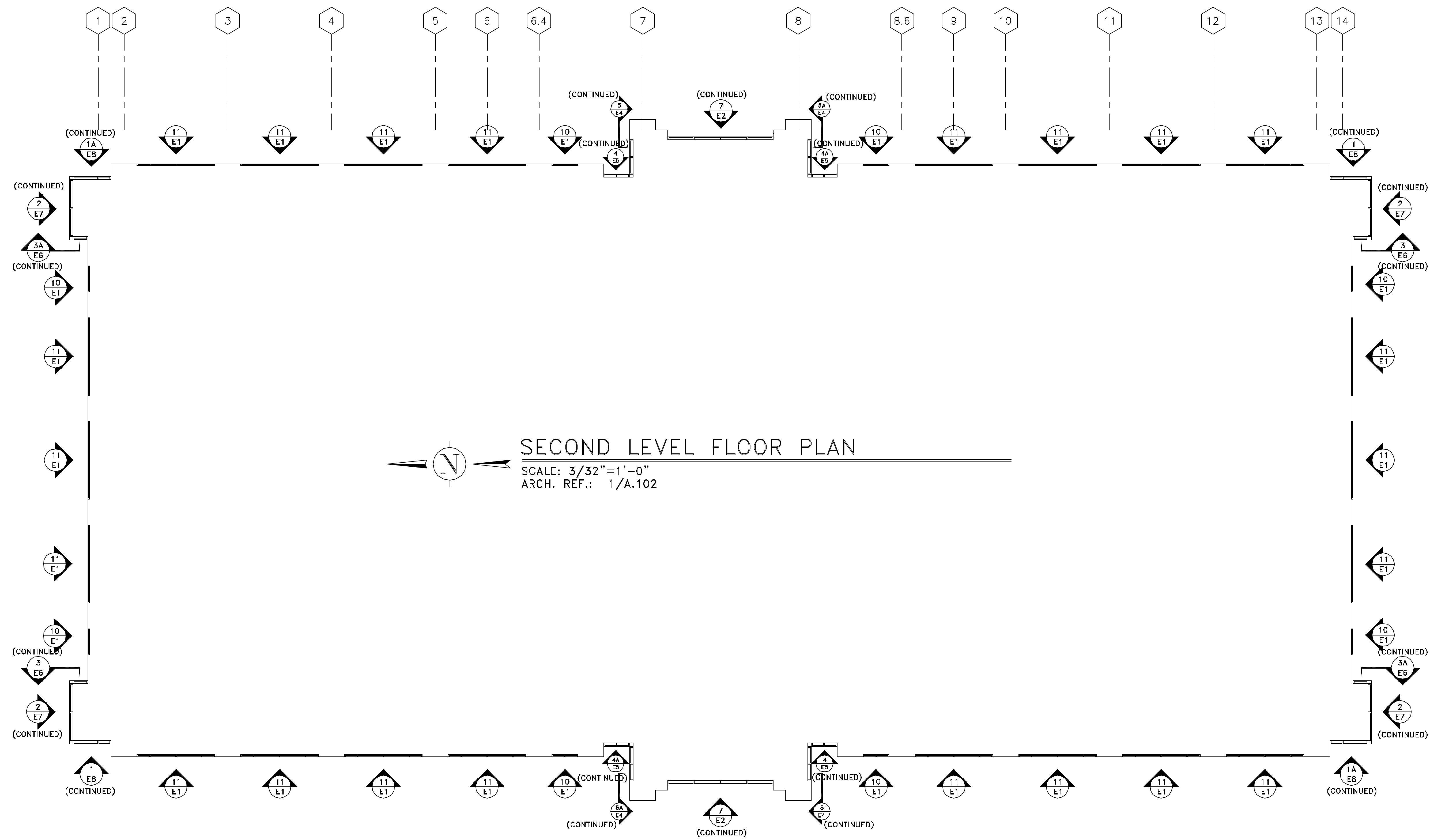
NO.	REVISION	ISSUE DATE	BY	CHKD BY

ARCHITECT NAME AND LOCATION:
 WAKEFIELD BEASLEY & ASSOCIATES
 5155 PEACHTREE PARKWAY
 BUILDING 300, SUITE 322D
 NORCROSS, GA 30092

CUSTOMER NAME AND LOCATION:
 GARRARD CONSTRUCTION GROUP
 1130 HURRICANE SHOALS ROAD
 SUITE 1800
 LAWRENCEVILLE, GA 30043

PROJECT NAME AND LOCATION:
 OFFICE BUILDING & PARKING DECK
 1960 SATELLITE BLVD.
 DULUTH, GEORGIA 30097

DESCRIPTION: PLAN	
SCALE: 3/32"=1'-0"	ISSUE DATE: 10/28/08
DRAWN BY: BKB	SHEET NO.:
CHECKED BY: BKB	P2




SECOND LEVEL FLOOR PLAN
 SCALE: 3/32"=1'-0"
 ARCH. REF.: 1/A.102

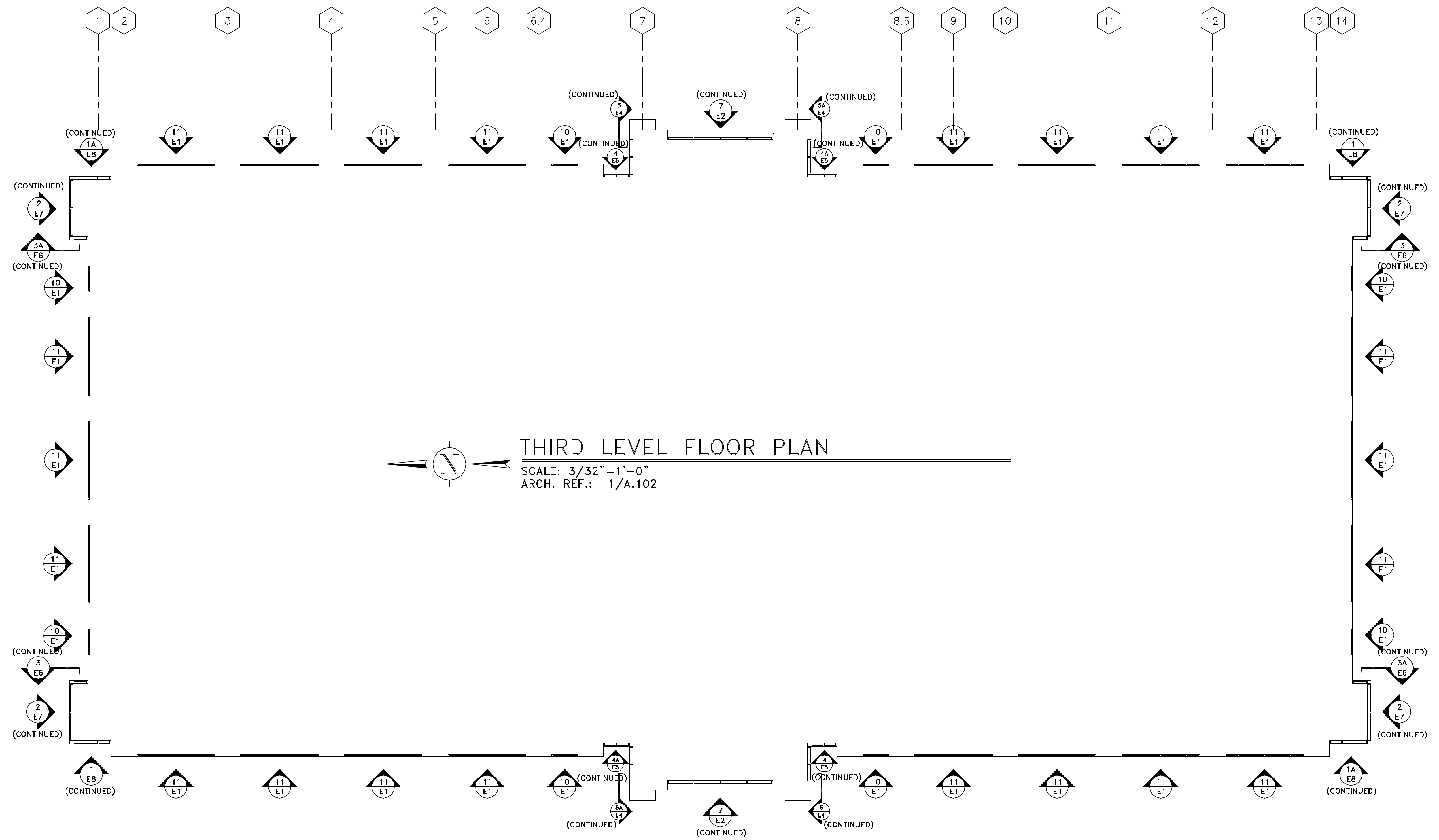
NO.	REVISION	ISSUE DATE	BY	CHKD BY

ARCHITECT NAME AND LOCATION:
 WAKEFIELD BEASLEY & ASSOCIATES
 5155 PEACHTREE PARKWAY
 BUILDING 300, SUITE 322D
 NORCROSS, GA 30092

CUSTOMER NAME AND LOCATION:
 GARRARD CONSTRUCTION GROUP
 1130 HURRICANE SHOALS ROAD
 SUITE 1800
 LAWRENCEVILLE, GA 30043

PROJECT NAME AND LOCATION:
 OFFICE BUILDING & PARKING DECK
 1960 SATELLITE BLVD.
 DULUTH, GEORGIA 30097

DESCRIPTION: PLAN	
SCALE: 3/32"=1'-0"	ISSUE DATE: 10/28/08
DRAWN BY: BKB	SHEET NO.:
CHECKED BY: BKB	P3



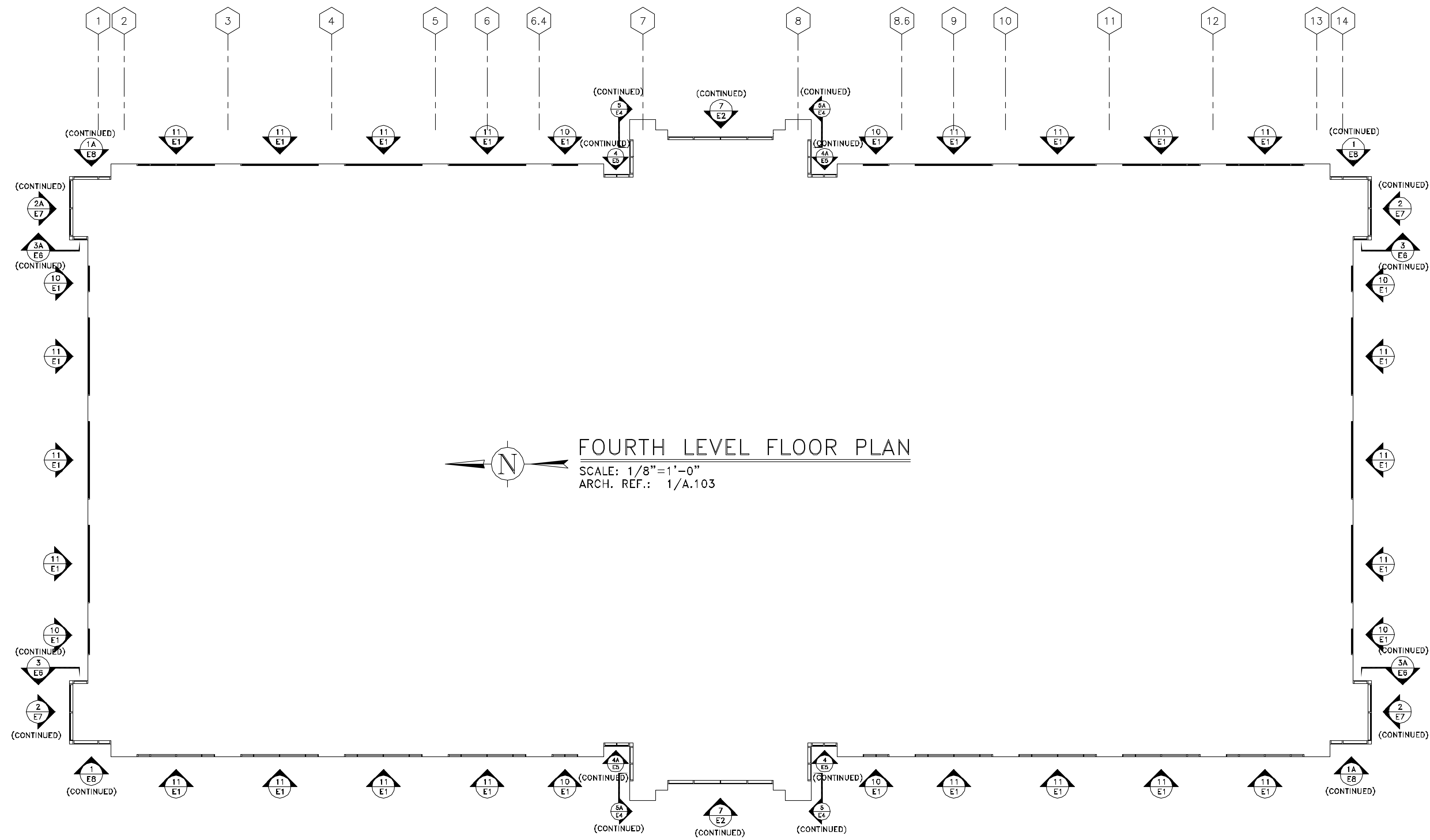
NO.	REVISION	ISSUE DATE	BY	CHKD BY

ARCHITECT NAME AND LOCATION:
 WAKEFIELD BEASLEY & ASSOCIATES
 5155 PEACHTREE PARKWAY
 BUILDING 300, SUITE 322D
 NORCROSS, GA 30092

CUSTOMER NAME AND LOCATION:
 GARRARD CONSTRUCTION GROUP
 1130 HURRICANE SHOALS ROAD
 SUITE 1800
 LAWRENCEVILLE, GA 30043

PROJECT NAME AND LOCATION:
 OFFICE BUILDING & PARKING DECK
 1960 SATELLITE BLVD.
 DULUTH, GEORGIA 30097

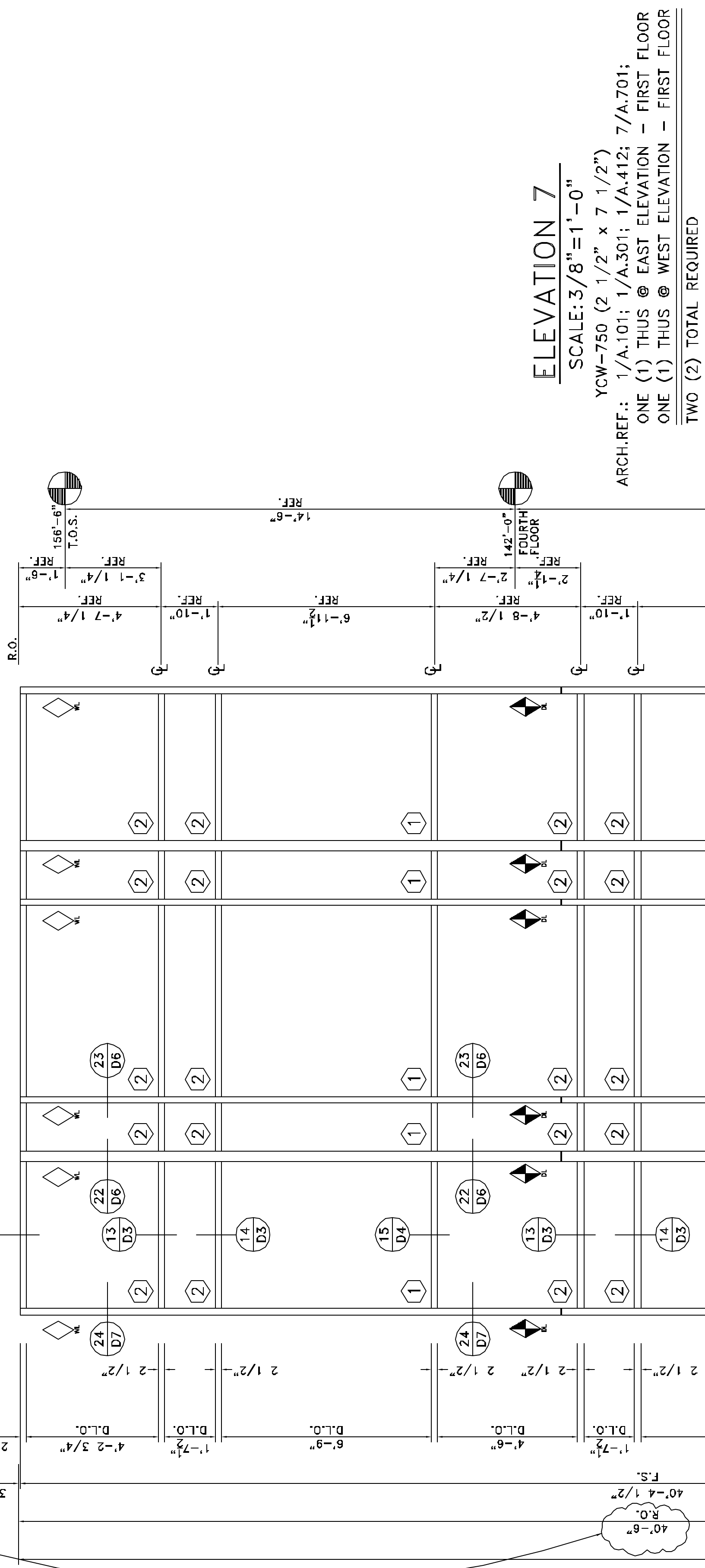
DESCRIPTION: PLAN	
SCALE: 3/8"=1'-0"	ISSUE DATE: 10/28/08
DRAWN BY: BKB	SHEET NO.:
CHECKED BY: BKB	P4



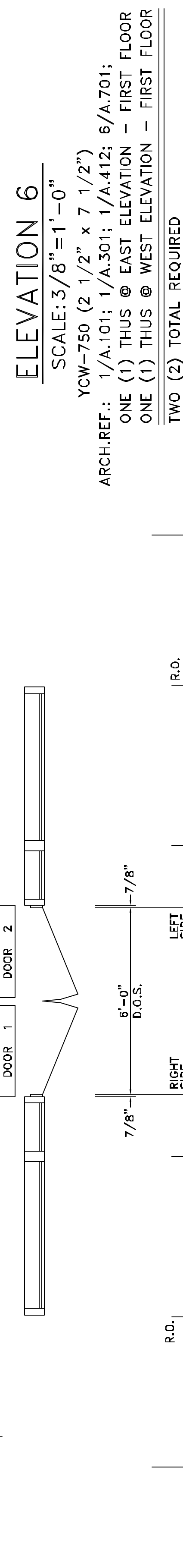
FOURTH LEVEL FLOOR PLAN
 SCALE: 1/8"=1'-0"
 ARCH. REF.: 1/A.103

GLASS LEGEND	
①	1" INSULATED VRE 1-38 CLEAR GLASS
①①	1" INSULATED VRE 1-38 CLEAR TEMPERED GLASS
②	1" INSULATED SPANDREL GLASS
③	1/4" CLEAR TEMPERED GLASS

ARCHITECT/G.C. NOTE:
THIS DIMENSION DEVIATES FROM WINDOW ELEVATION PAGE 7/A.701 BUT IS DRAWN PER SECTION 1/A.412 1/2" AND DETAIL 5/A.4.22.



ARCHITECT/G.C. NOTE:
CLOUDED DIMENSIONS DEVIATE FROM ARCHITECTURAL DOCUMENTS IN ORDER TO MAINTAIN 6'-0" DOOR OPENING ALONG WITH SUB-FRAMING REQUIREMENTS. PLEASE REVIEW AND ADVISE.



NO.	REVISION	ISSUE DATE	BY	CHK BY


PROJECT NAME AND LOCATION:	CUSTOMER NAME AND LOCATION:	ARCHITECT NAME AND LOCATION:
OFFICE BUILDING & PARKING DECK 1960 SATELLITE BLVD. DULUTH, GEORGIA 30097	GARRARD CONSTRUCTION GROUP 1130 HURRICANE SHOALS ROAD SUITE 1800 LAWRENCEVILLE, GA 30043	WAKEFIELD BEASLEY & ASSOCIATES 5155 PEACHTREE PARKWAY BUILDING 300, SUITE 322D NORCROSS, GA 30092

DESCRIPTION:	ELEVATIONS
SCALE: 3/8" = 1'-0"	ISSUE DATE: 11/28/08
DRAWN BY: BKB	SHEET NO.:
CHECKED BY: BKB	E2



Storefront Systems, Inc.
6170 Old Atlanta Highway, NW
Covington, GA 30014
770.784.1555
770.385.8010 Fax

GLASS LEGEND	
①	1" INSULATED VRE 1-38 CLEAR GLASS
②	1" INSULATED VRE 1-38 CLEAR TEMPERED GLASS
③	1" INSULATED SPANDREL GLASS
④	1/4" CLEAR TEMPERED GLASS



SECTION A
SCALE: 3/8"=1'-0"
ARCH. REF.: 1/A-412

SECTION B
SCALE: 3/8"=1'-0"
ARCH. REF.: 1/A-414

DESCRIPTION:	
ELEVATIONS	
SCALE: 3/8"=1'-0"	ISSUE DATE: 12/28/08
DRAWN BY: BKB	SHEET NO.:
CHECKED BY: BKB	E3

PROJECT NAME AND LOCATION:
OFFICE BUILDING & PARKING DECK
1960 SATELLITE BLVD.
DULUTH, GEORGIA 30097

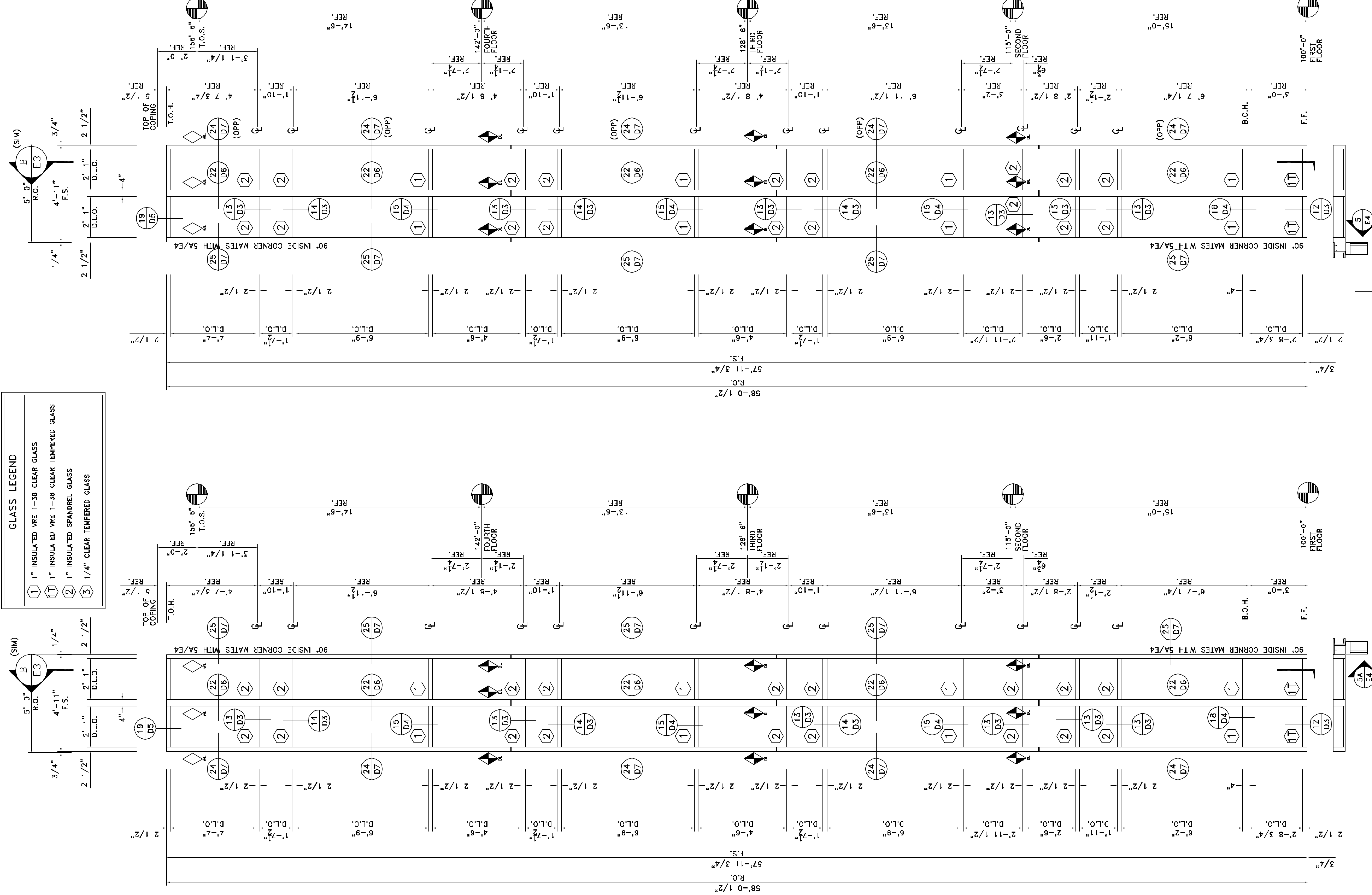
CUSTOMER NAME AND LOCATION:
GARRARD CONSTRUCTION GROUP
1130 HURRICANE SHOALS ROAD
SUITE 1800
LAWRENCEVILLE, GA 30043

ARCHITECT NAME AND LOCATION:
WAKEFIELD BEASLEY & ASSOCIATES
5155 PEACHTREE PARKWAY
BUILDING 300, SUITE 322D
NORCROSS, GA 30092

NO.	REVISION	ISSUE DATE	BY	CHK BY

SSI
Storefront Systems, Inc.
6170 Old Atlanta Highway, NW
Covington, GA 30014
770.784.1555
770.385.8010 Fax

GLASS LEGEND	
①	1" INSULATED VFE 1-38 CLEAR GLASS
①	1" INSULATED VFE 1-38 CLEAR TEMPERED GLASS
②	1" INSULATED SPANDREL GLASS
③	1/4" CLEAR TEMPERED GLASS



ELEVATION 4A

SCALE: 3/8" = 1'-0"
 YCW-750 (2 1/2" x 7 1/2")
 ARCH-REF.: 1/A.101; 1/A.102; 1/A.103; 2/A.301; 2/A.302; 2/A.4.13; 4/A.701;
 ONE (1) THUS @ WEST ELEVATION - FIRST THRU FOURTH FLOORS
 ONE (1) THUS @ EAST ELEVATION - FIRST THRU FOURTH FLOORS
 TWO (2) TOTAL REQUIRED

ELEVATION 4

SCALE: 3/8" = 1'-0"
 YCW-750 (2 1/2" x 7 1/2")
 ARCH-REF.: 1/A.101; 1/A.102; 1/A.103; 2/A.301; 2/A.4.13; 4/A.701;
 ONE (1) THUS @ WEST ELEVATION - FIRST THRU FOURTH FLOORS
 ONE (1) THUS @ EAST ELEVATION - FIRST THRU FOURTH FLOORS
 TWO (2) TOTAL REQUIRED

DESCRIPTION: ELEVATIONS	
SCALE: 3/8" = 1'-0"	ISSUE DATE: 11/28/08
DRAWN BY: BKB	SHEET NO.:
CHECKED BY: BKB	E5

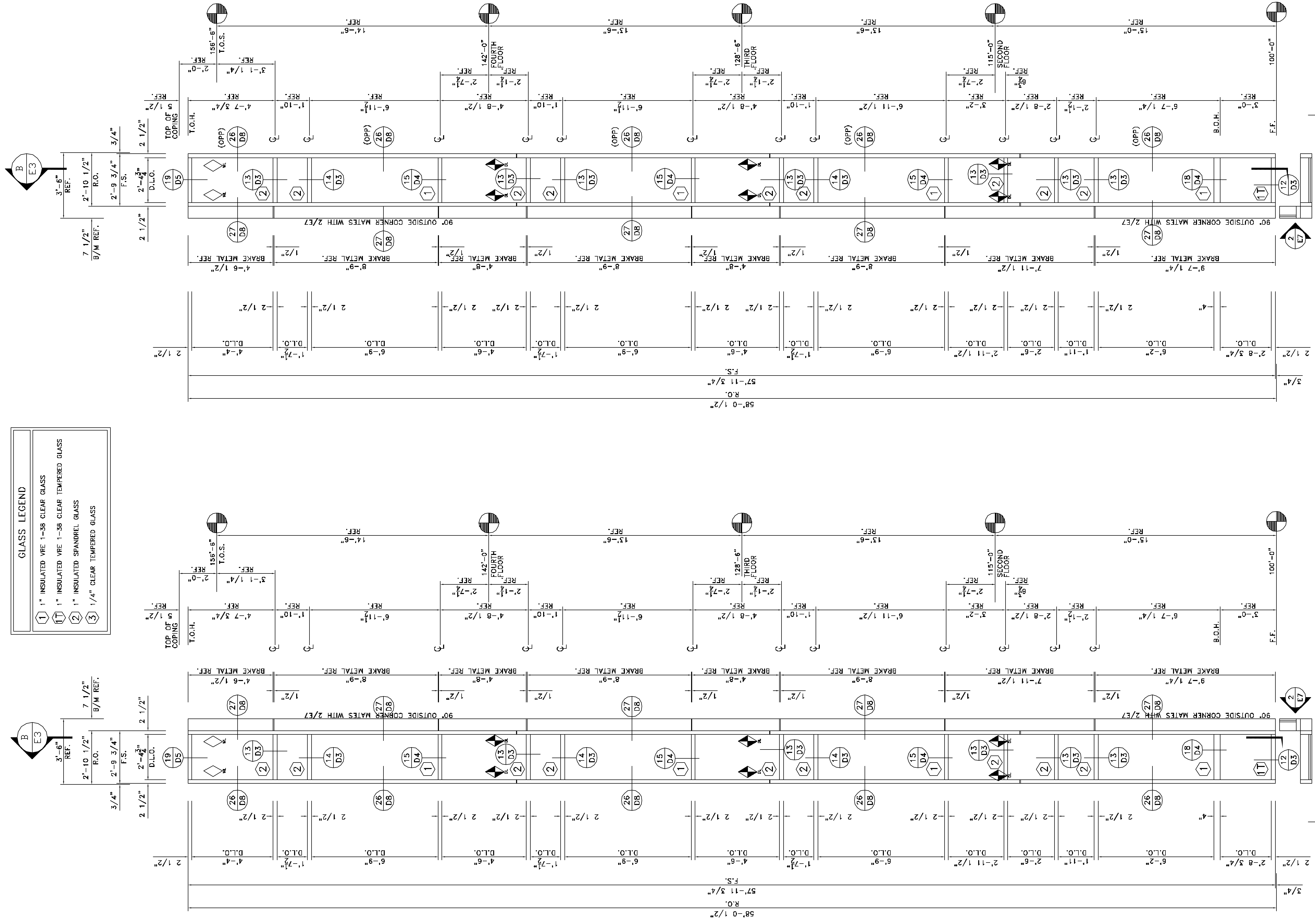
PROJECT NAME AND LOCATION: OFFICE BUILDING & PARKING DECK 1960 SATELLITE BLVD. DULUTH, GEORGIA 30097	CUSTOMER NAME AND LOCATION: GARRARD CONSTRUCTION GROUP 1130 HURRICANE SHOALS ROAD SUITE 1800 LAWRENCEVILLE, GA 30043
---	--

ARCHITECT NAME AND LOCATION: WAKEFIELD BEASLEY & ASSOCIATES 5155 PEACHTREE PARKWAY BUILDING 300, SUITE 322D NORCROSS, GA 30092	NO.	REVISION	ISSUE DATE	BY	CHK BY
--	-----	----------	------------	----	--------

SSI

Storefront Systems, Inc.
 6170 Old Atlanta Highway, NW
 Covington, GA 30014
 770.784.1555
 770.385.8010 Fax

GLASS LEGEND	
①	1" INSULATED VRE 1-58 CLEAR GLASS
②	1" INSULATED VRE 1-58 CLEAR TEMPERED GLASS
③	1" INSULATED SPANDREL GLASS
④	1/4" CLEAR TEMPERED GLASS



ELEVATION 3
SCALE: 3/8" = 1'-0"

YCW-750 (2 1/2" x 7 1/2")
 ARCH-REF.: 1/A.101; 1/A.102; 1/A.103; 2/A.301; 2/A.302; 2/A4.13; 3/A.701;
 ONE (1) THUS @ EAST ELEVATION - FIRST THRU FOURTH FLOORS
 ONE (1) THUS @ WEST ELEVATION - FIRST THRU FOURTH FLOORS
 TWO (2) TOTAL REQUIRED

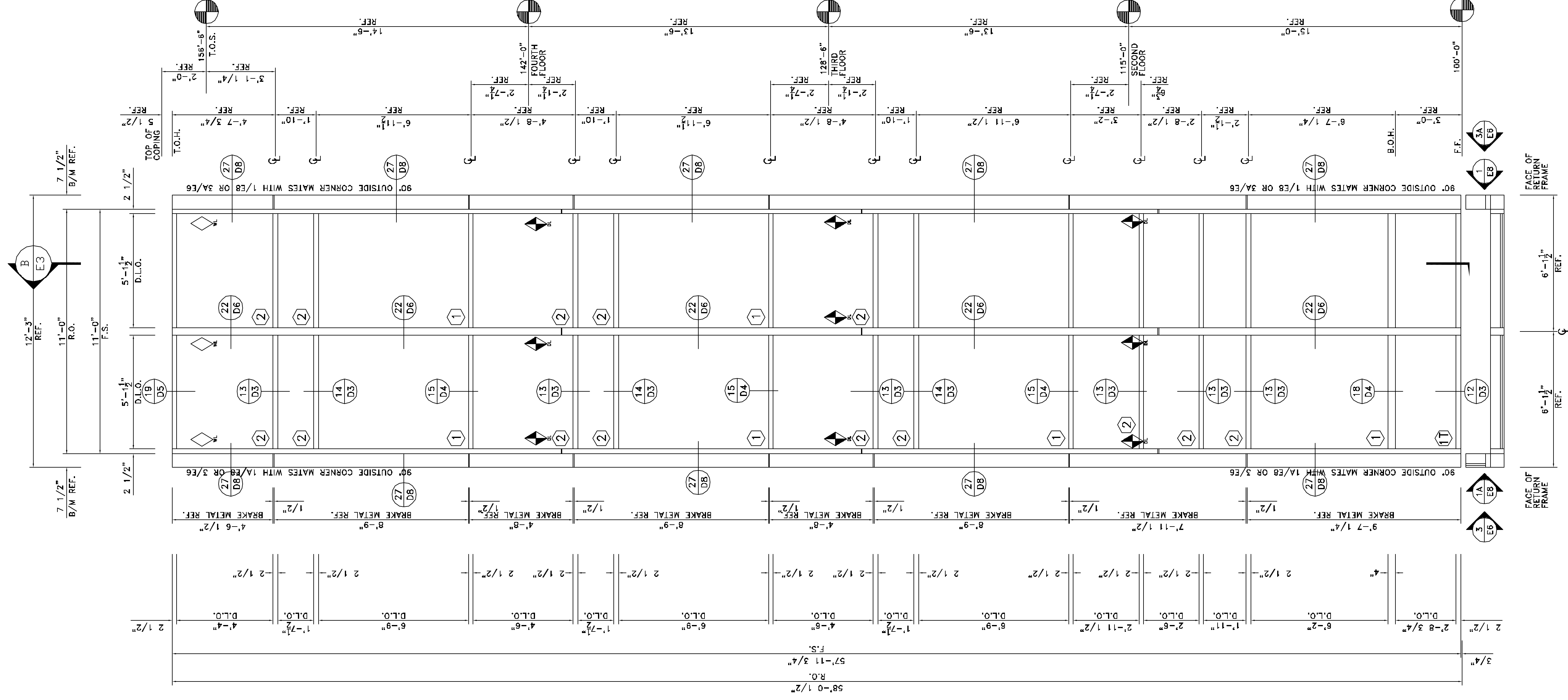
ELEVATION 3A
SCALE: 3/8" = 1'-0"

YCW-750 (2 1/2" x 7 1/2")
 ARCH-REF.: 1/A.101; 1/A.102; 1/A.103; 2/A.301; 2/A.302; 2/A4.13; 3/A.701;
 ONE (1) THUS @ EAST ELEVATION - FIRST THRU FOURTH FLOORS
 ONE (1) THUS @ WEST ELEVATION - FIRST THRU FOURTH FLOORS
 TWO (2) TOTAL REQUIRED

PROJECT NAME AND LOCATION:		CUSTOMER NAME AND LOCATION:		ARCHITECT NAME AND LOCATION:	
OFFICE BUILDING & PARKING DECK 1960 SATELLITE BLVD. DULUTH, GEORGIA 30097		GARRARD CONSTRUCTION GROUP 1130 HURRICANE SHOALS ROAD SUITE 1800 LAWRENCEVILLE, GA 30043		WAKEFIELD BEASLEY & ASSOCIATES 5155 PEACHTREE PARKWAY BUILDING 300, SUITE 322D NORCROSS, GA 30092	
DESCRIPTION: ELEVATIONS		ARCHITECT NAME AND LOCATION:		ARCHITECT NAME AND LOCATION:	
SCALE: 3/8" = 1'-0"	ISSUE DATE: 12/28/08	PROJECT NAME AND LOCATION:		PROJECT NAME AND LOCATION:	
DRAWN BY: BKB	SHEET NO.:	PROJECT NAME AND LOCATION:		PROJECT NAME AND LOCATION:	
CHECKED BY: BKB	E6	PROJECT NAME AND LOCATION:		PROJECT NAME AND LOCATION:	
NO.		REVISION		DATE	
NO.		REVISION		DATE	
NO.		REVISION		DATE	
NO.		REVISION		DATE	



Storefront Systems, Inc.
 6170 Old Atlanta Highway, NW
 Covington, GA 30014
 770.784.1555
 770.385.8010 Fax



ELEVATION 2

SCALE: 3/8" = 1'-0"

YCW-750 (2 1/2" x 7 1/2")

ARCH. REF.: 1/A.101; 1/A.102; 1/A.103; 2/A.301; 2/A.302; 2/A.4.13; 2/A.701;
 TWO (2) THUS @ NORTH ELEVATION - FIRST THRU FOURTH FLOORS
 TWO (2) THUS @ SOUTH ELEVATION - FIRST THRU FOURTH FLOORS
 FOUR (4) TOTAL REQUIRED

GLASS LEGEND

①	1" INSULATED WRE 1-38 CLEAR GLASS
②	1" INSULATED WRE 1-38 CLEAR TEMPERED GLASS
③	1" INSULATED SPANDREL GLASS
④	1/4" CLEAR TEMPERED GLASS

NO.	REVISION	ISSUE DATE	BY	CHKD BY

ARCHITECT NAME AND LOCATION:
 WAKEFIELD BEASLEY & ASSOCIATES
 5155 PEACHTREE PARKWAY
 BUILDING 300, SUITE 322D
 NORCROSS, GA 30092

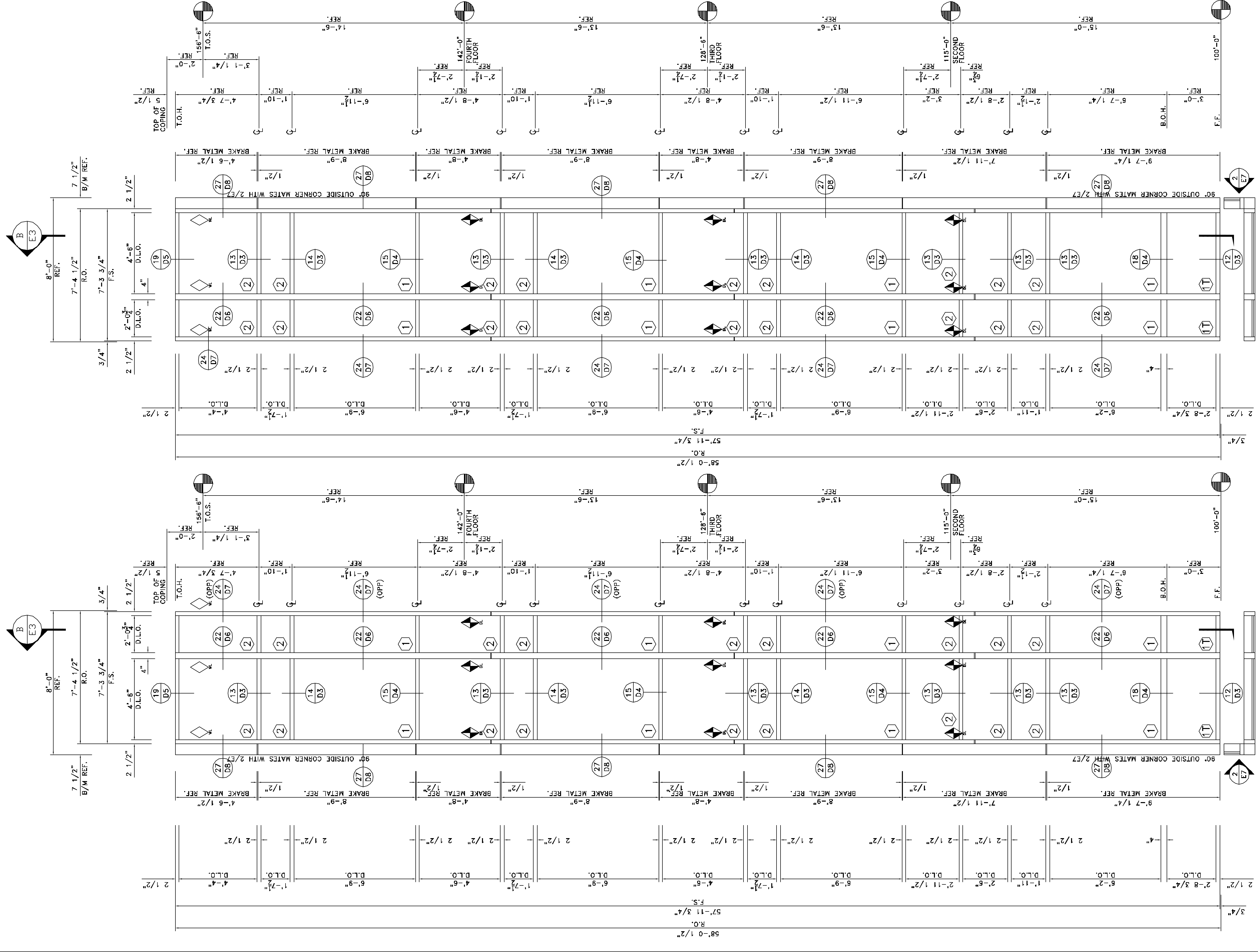
CUSTOMER NAME AND LOCATION:
 GARRARD CONSTRUCTION GROUP
 1130 HURRICANE SHOALS ROAD
 SUITE 1800
 LAWRENCEVILLE, GA 30043

PROJECT NAME AND LOCATION:
 OFFICE BUILDING & PARKING DECK
 1960 SATELLITE BLVD.
 DULUTH, GEORGIA 30097

DESCRIPTION: ELEVATIONS	
SCALE: 3/8"=1'-0"	ISSUE DATE: 11/28/08
DRAWN BY: BKB	SHEET NO.:
CHECKED BY: BKB	E7



Storefront Systems, Inc.
 6170 Old Atlanta Highway, NW
 Covington, GA 30014
 770.784.1555
 770.385.8010 Fax



GLASS LEGEND

- ① 1" INSULATED VRE 1-38 CLEAR TEMPERED GLASS
- ② 1" INSULATED VRE 1-38 CLEAR TEMPERED GLASS
- ③ 1" INSULATED SPANDREL GLASS
- ④ 1/4" CLEAR TEMPERED GLASS

ELEVATION 1
SCALE: 3/8" = 1'-0"

ELEVATION 1A
SCALE: 3/8" = 1'-0"

YCW-750 (2 1/2" x 7 1/2") ARCH. REF.: 1/A.101; 1/A.102; 1/A.103; 1/A.301; 1/A.302; 2/A4.13; 2/A.701;
 ONE (1) THUS @ EAST ELEVATION - FIRST THRU FOURTH FLOORS
 ONE (1) THUS @ WEST ELEVATION - FIRST THRU FOURTH FLOORS

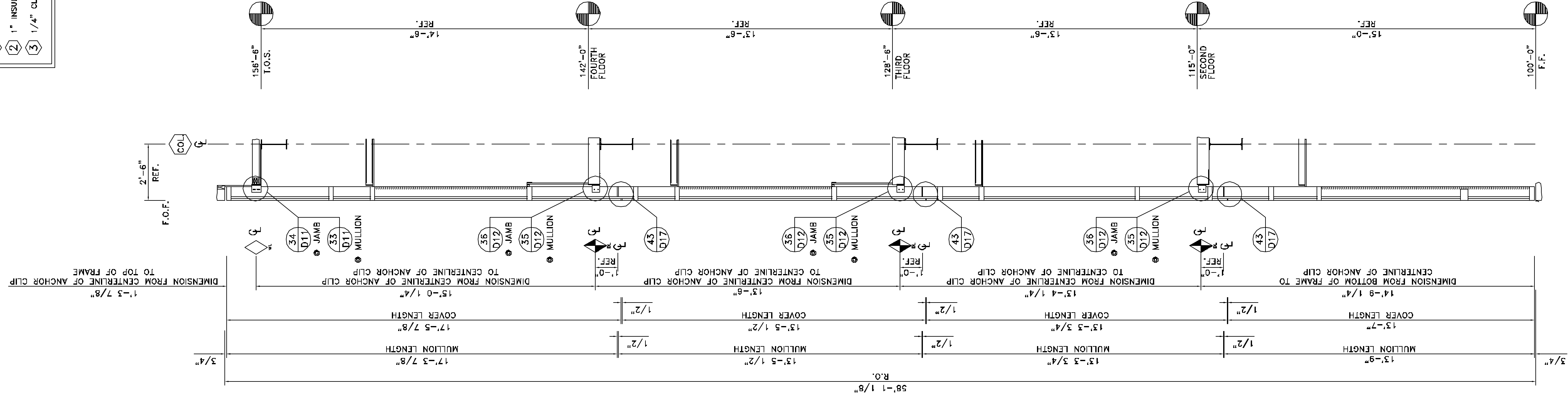
TWO (2) TOTAL REQUIRED

PROJECT NAME AND LOCATION: OFFICE BUILDING & PARKING DECK 1960 SATELLITE BLVD. DULUTH, GEORGIA 30097		CUSTOMER NAME AND LOCATION: GARRARD CONSTRUCTION GROUP 1130 HURRICANE SHOALS ROAD SUITE 1800 LAWRENCEVILLE, GA 30043		ARCHITECT NAME AND LOCATION: WAKEFIELD WEALEY & ASSOCIATES 5155 PEACHTREE PARKWAY BUILDING 300, SUITE 322D NORCROSS, GA 30092	
SCALE: 3/8" = 1'-0"	ISSUE DATE: 12/28/08	NO.	REVISION	DATE	BY
DRAWN BY: BKB	SHEET NO.:				
CHECKED BY: BKB	E8				



Storefront Systems, Inc.
 6170 Old Atlanta Highway, NW
 Covington, GA 30014
 770.784.1555
 770.385.8010 Fax

GLASS LEGEND	
①	1" INSULATED VRE 1-38 CLEAR GLASS
②	1" INSULATED VRE 1-38 CLEAR TEMPERED GLASS
③	1" INSULATED SPANDREL GLASS
④	1/4" CLEAR TEMPERED GLASS



SECTION C
SCALE: 3/8"=1'-0"
ARCH. REF.: 2/A-413

SCALE:	3/8"=1'-0"	ISSUE DATE:	10/28/08
DRAWN BY:	BKB	SHEET NO.:	19
CHECKED BY:	BKB		

DESCRIPTION:
ELEVATIONS

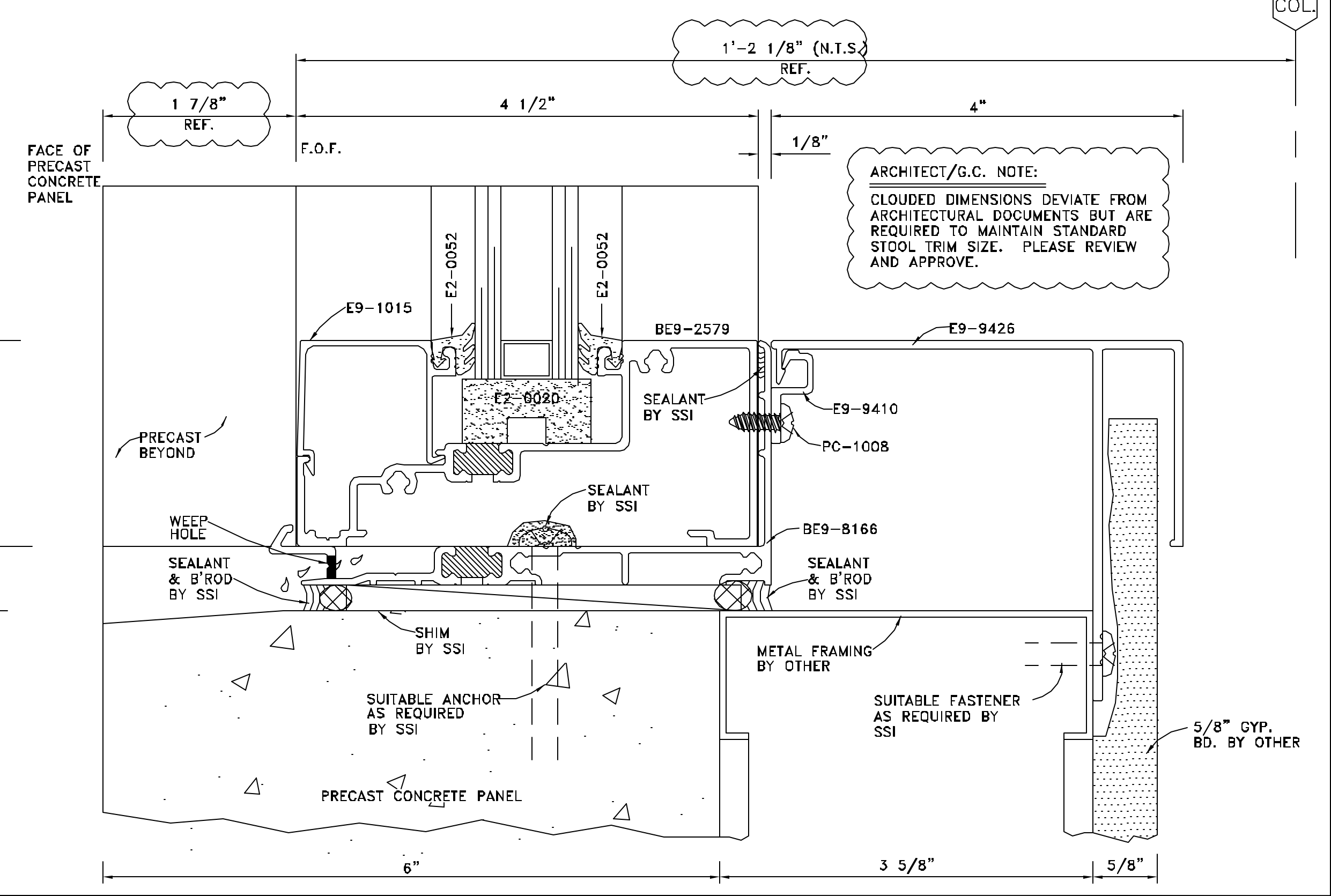
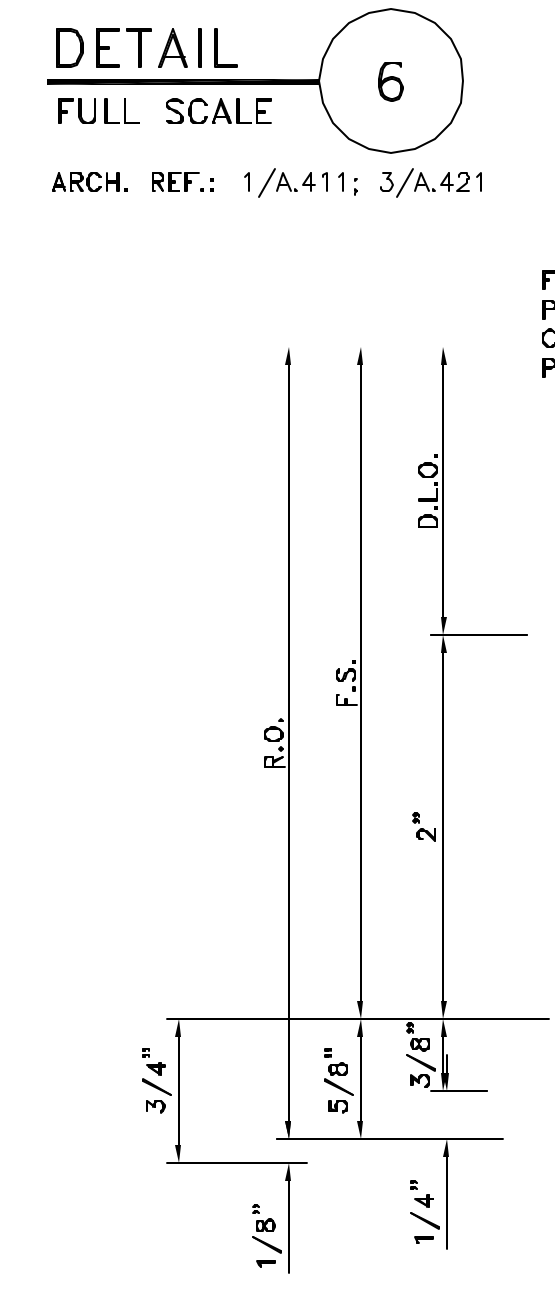
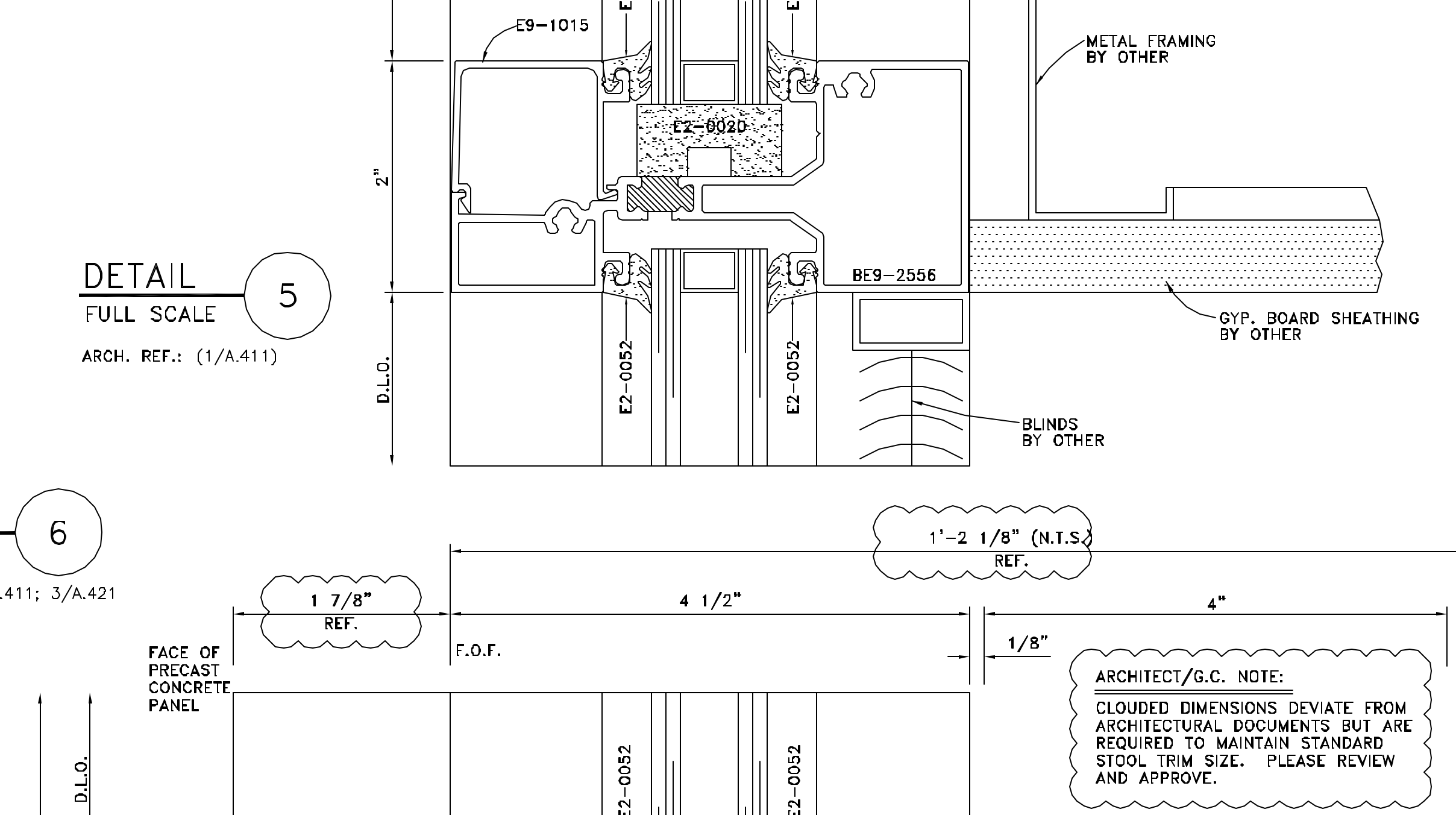
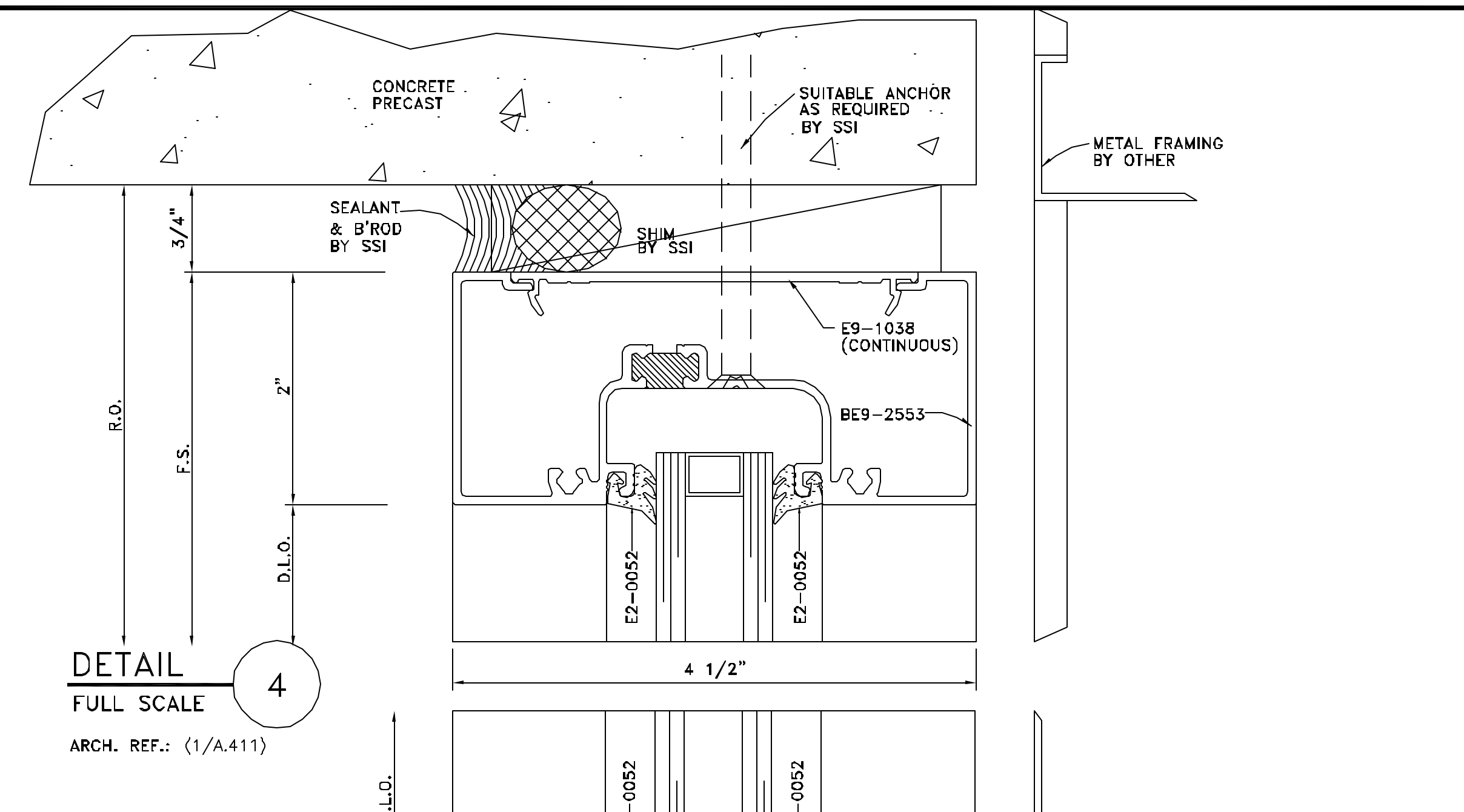
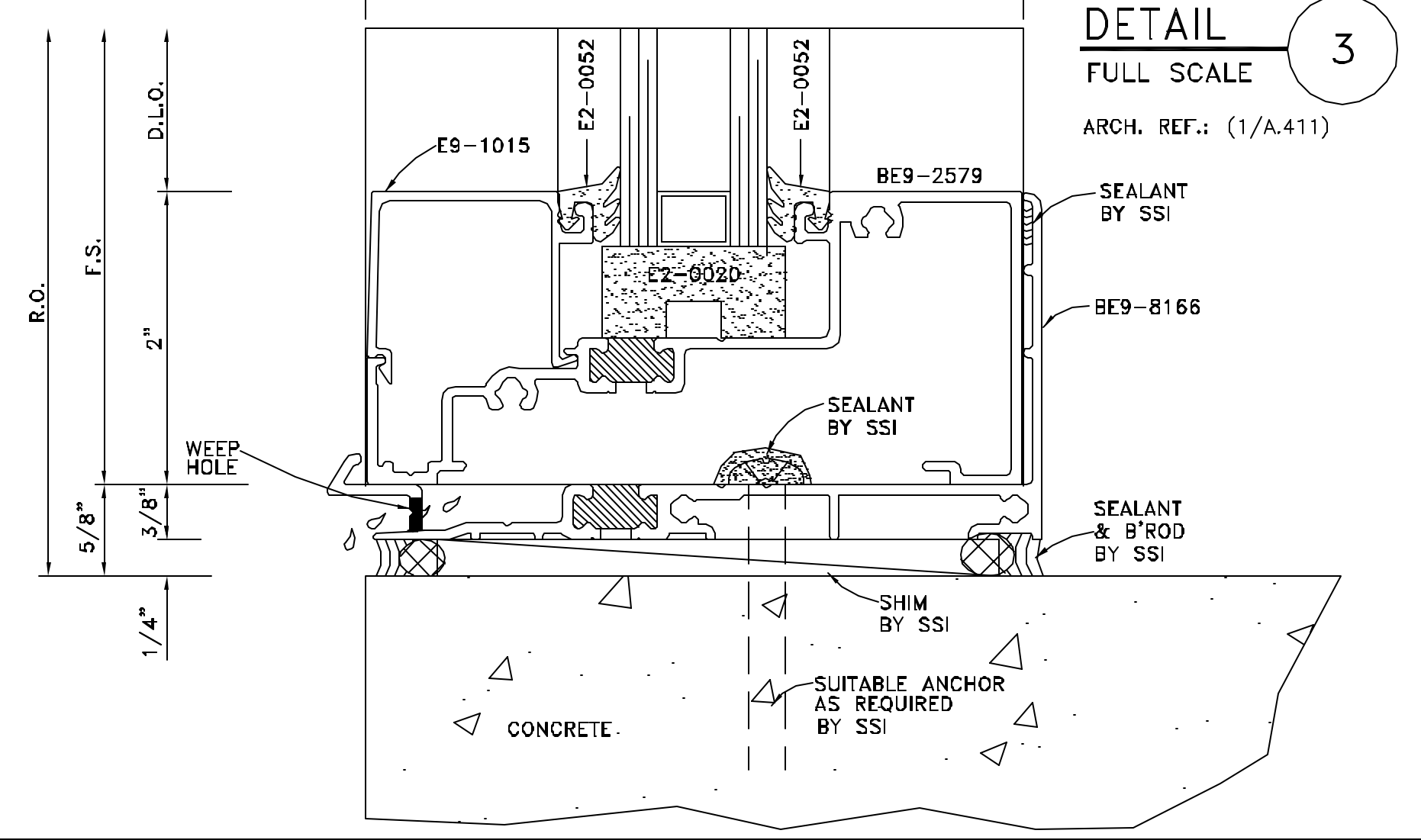
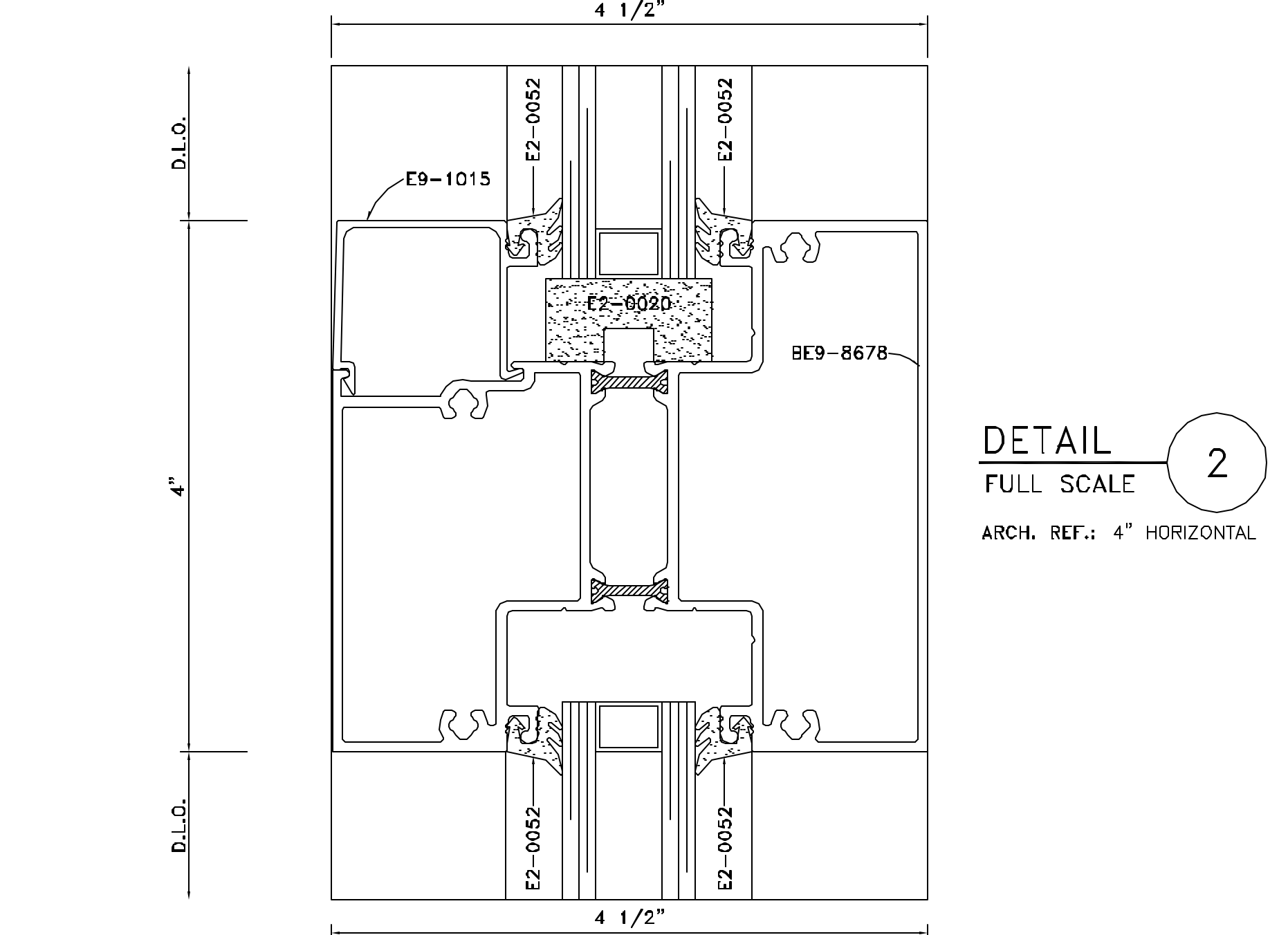
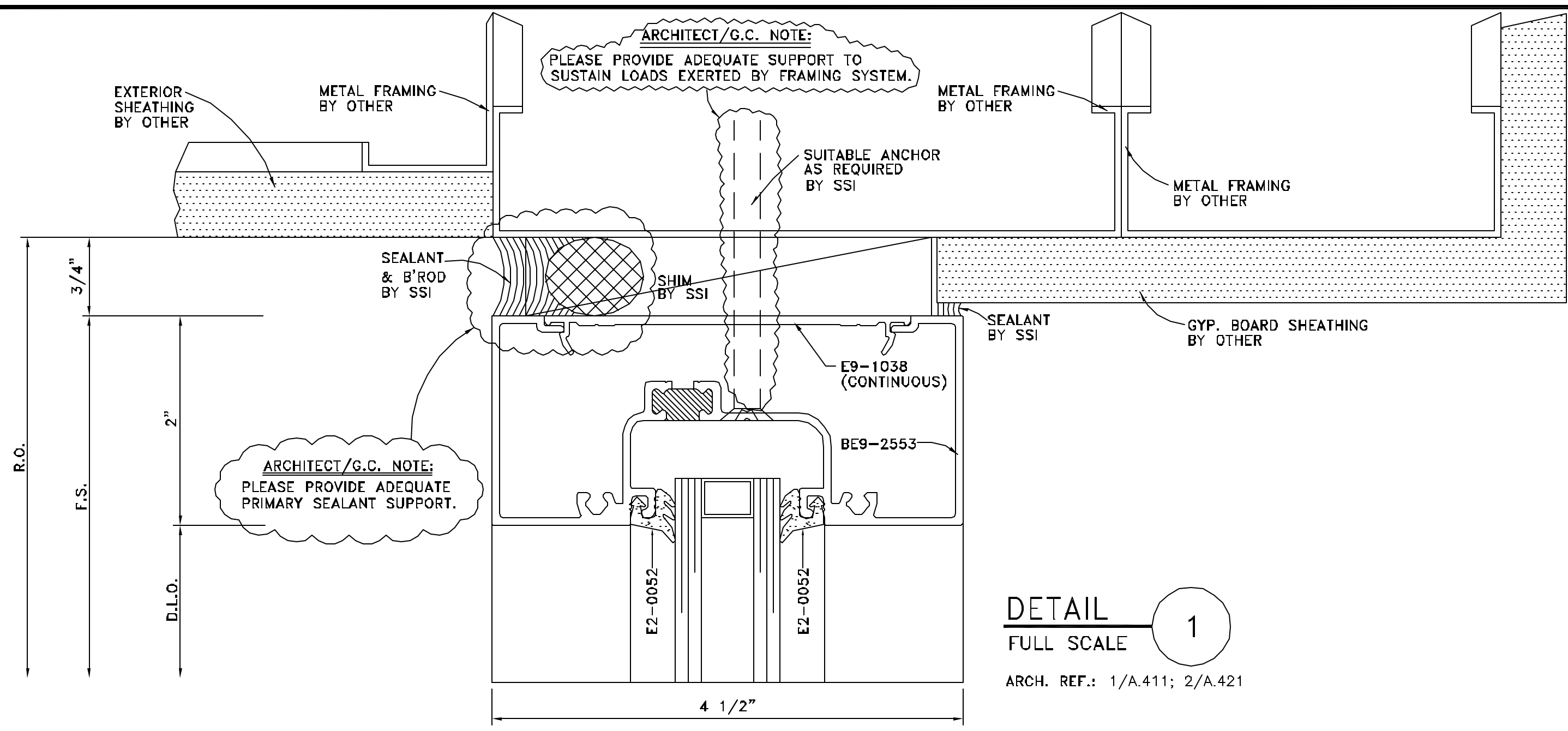
PROJECT NAME AND LOCATION:
OFFICE BUILDING & PARKING DECK
1960 SATELLITE BLVD.
DULUTH, GEORGIA 30097

CUSTOMER NAME AND LOCATION:
GARRARD CONSTRUCTION GROUP
1130 HURRICANE SHOALS ROAD
SUITE 1800
LAWRENCEVILLE, GA 30043

NO.	REVISION	ISSUE DATE	BY	CHK BY

Storefront Systems, Inc.
5170 Old Atlanta Highway, NW
Covington, GA 30014
770.784.1555
770.385.8010 Fax

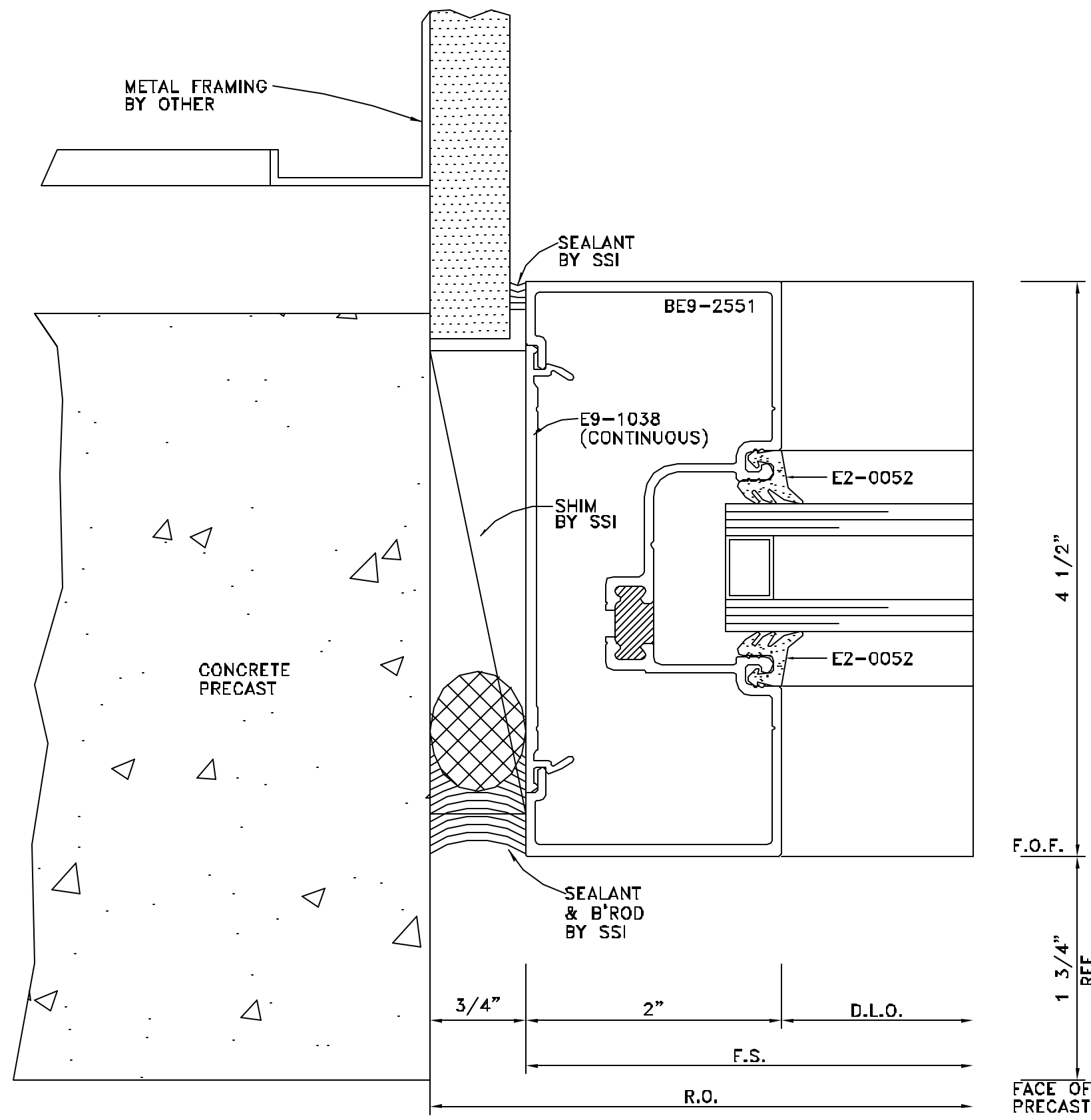




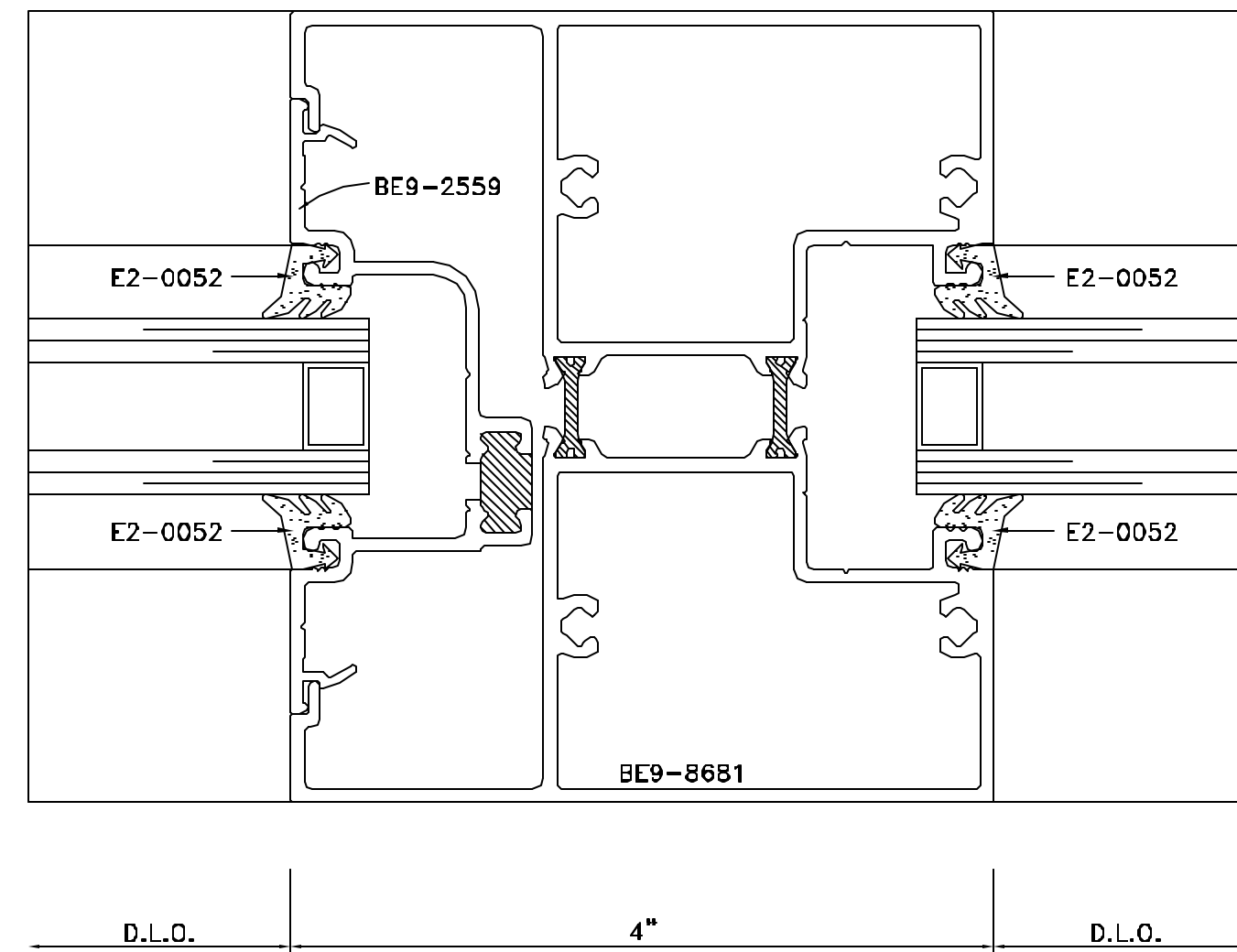
SSI	
Storefront Systems, Inc. 9170 Old Atlanta Highway, NW Covington, GA 30014 770.784.1555 770.385.8010 Fax	
REVISED BY	
ISSUE DATE	
REVISION	
NO.	
ARCHITECT NAME AND LOCATION:	WAKEFIELD BEASLEY & ASSOCIATES 5155 PEACHTREE PARKWAY BUILDING 300, SUITE 3220 NORCROSS, GA 30092
CUSTOMER NAME AND LOCATION:	GARRARD CONSTRUCTION GROUP 1130 HURRICANE SHOALS ROAD SUITE 1800 LAWRENCEVILLE, GA 30043
PROJECT NAME AND LOCATION:	OFFICE BUILDING & PARKING DECK 1960 SATELLITE BLVD. DULUTH, GEORGIA 30097
DESCRIPTION:	DETAILS
SCALE:	ISSUE DATE:
FULL	10/28/08
DRAWN BY:	SHEET NO.:
BKB	D1
CHECKED BY:	
BKB	

EA:DWG\SSA\1960 SATELLITE BLVD \1960SATBLVD-01

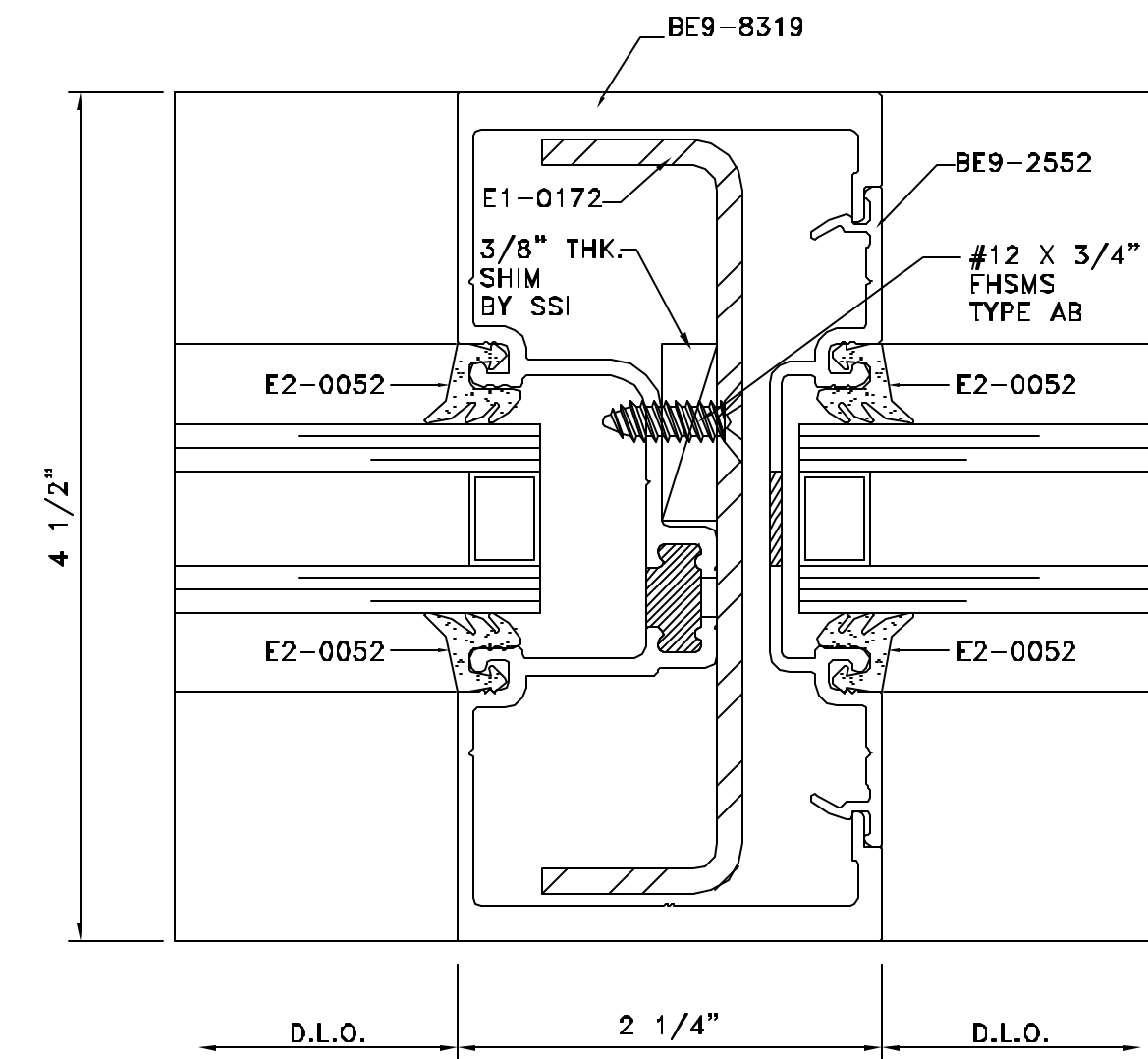
NO.	REVISION	ISSUE DATE	BY	CHK BY



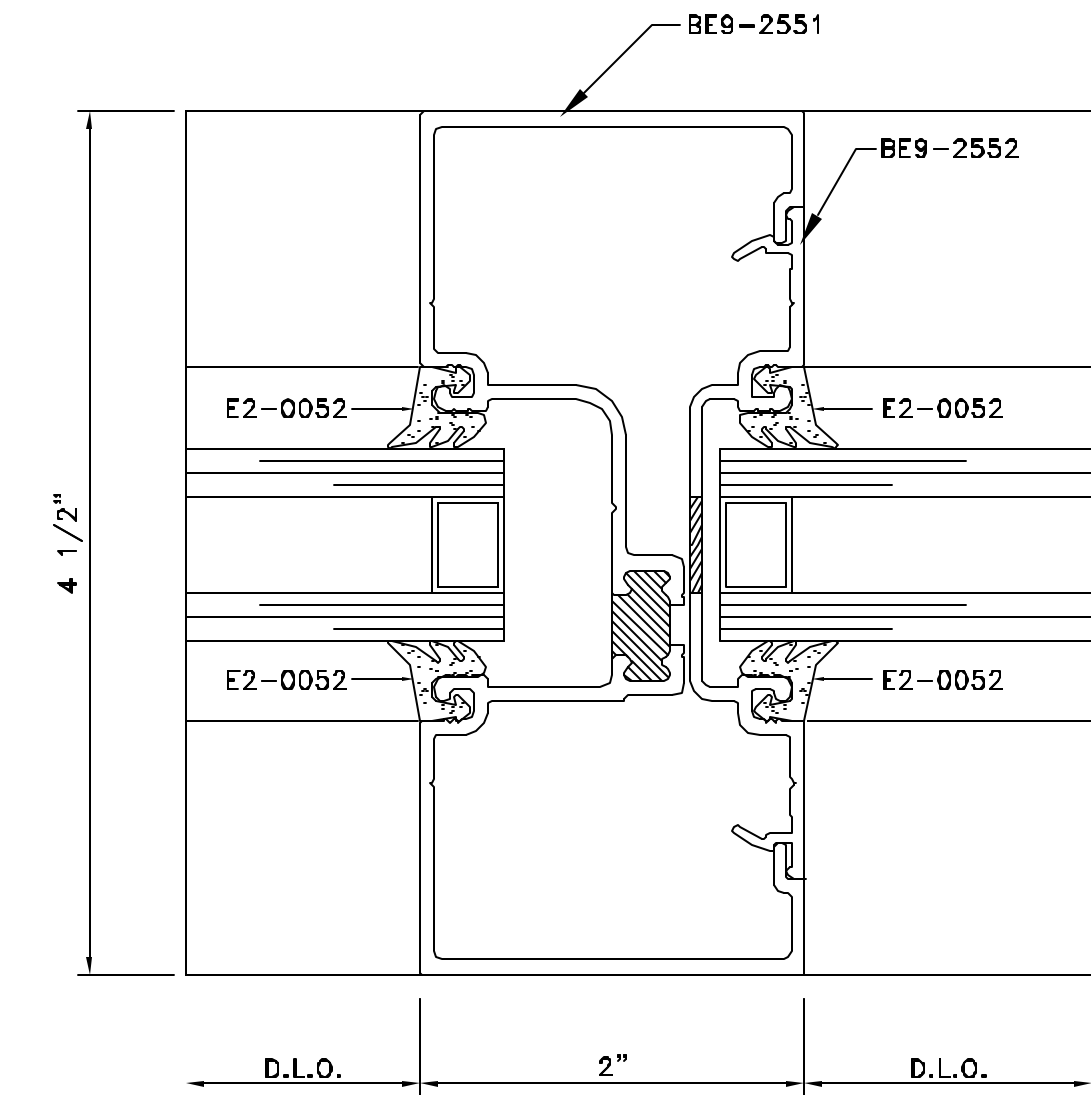
DETAIL 7
 FULL SCALE
 ARCH. REF.: (1&9/A.131)



DETAIL 8
 FULL SCALE
 ARCH. REF.: 4" HEAD



DETAIL 9
 FULL SCALE
 ARCH. REF.: HEAVY MULLION (1"-1") W/E1-0172 STEEL REINFORCING



DETAIL 10
 FULL SCALE
 ARCH. REF.: MULLION (1"-1")

ARCHITECT NAME AND LOCATION:
 WAKEFIELD BEASLEY & ASSOCIATES
 5155 PEACHTREE PARKWAY
 BUILDING 300, SUITE 3220
 NORCROSS, GA 30092

CUSTOMER NAME AND LOCATION:
 GARRARD CONSTRUCTION GROUP
 1130 HURRICANE SHOALS ROAD
 SUITE 1800
 LAWRENCEVILLE, GA 30043

PROJECT NAME AND LOCATION:
 OFFICE BUILDING & PARKING DECK
 1960 SATELLITE BLVD.
 DULUTH, GEORGIA 30097

DESCRIPTION:	
DETAILS	
SCALE: FULL	ISSUE DATE: 10/28/08
DRAWN BY: BKB	SHEET NO.:
CHECKED BY: BKB	D2

NO.	REVISION	ISSUE DATE	BY	CHKD BY

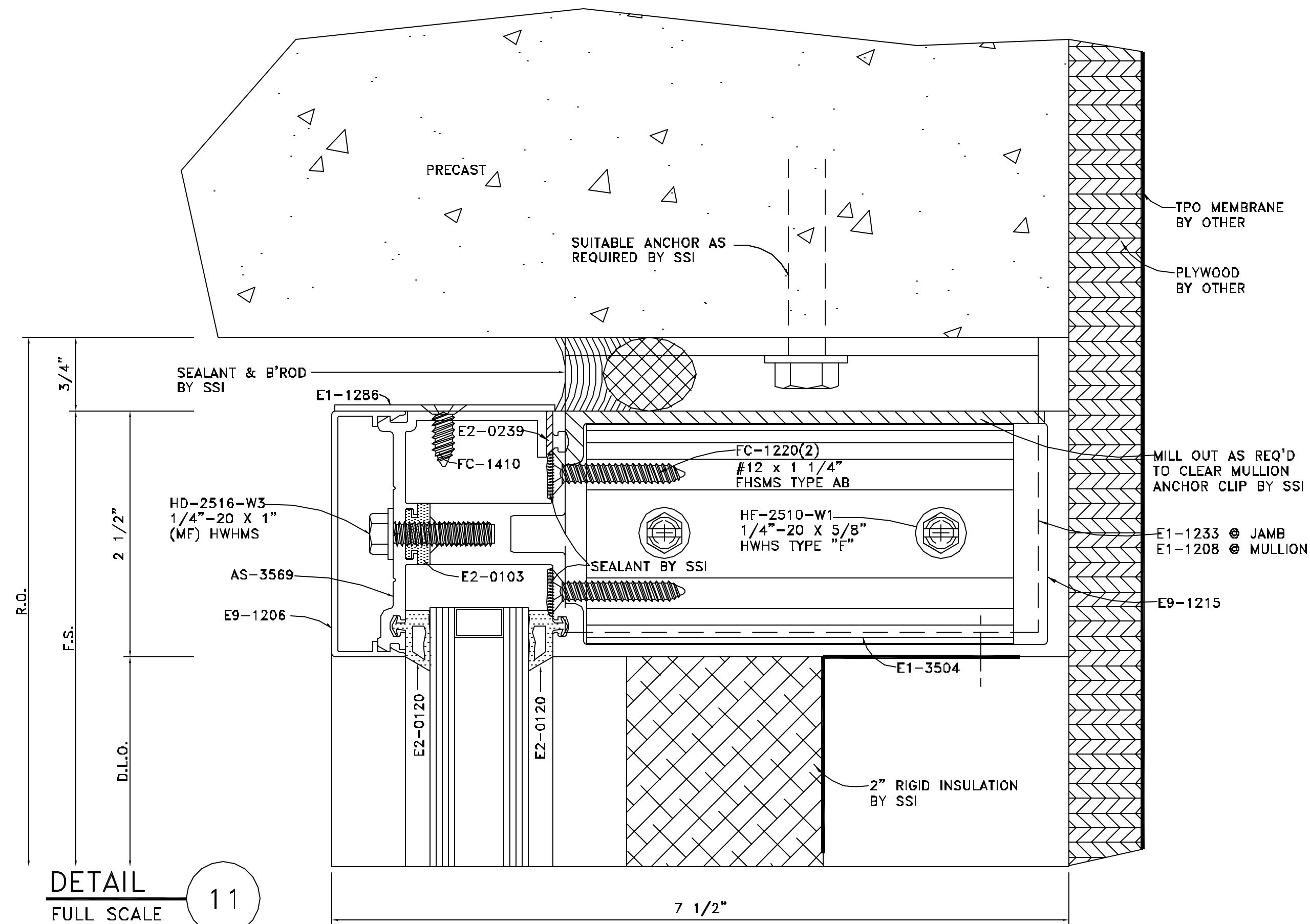
ARCHITECT NAME AND LOCATION:
WAKEFIELD BEASLEY & ASSOCIATES
 5155 PEACHTREE PARKWAY
 BUILDING 300, SUITE 3220
 NORCROSS, GA 30092

CUSTOMER NAME AND LOCATION:
GARRARD CONSTRUCTION GROUP
 1130 HURRICANE SHOALS ROAD
 SUITE 1800
 LAWRENCEVILLE, GA 30043

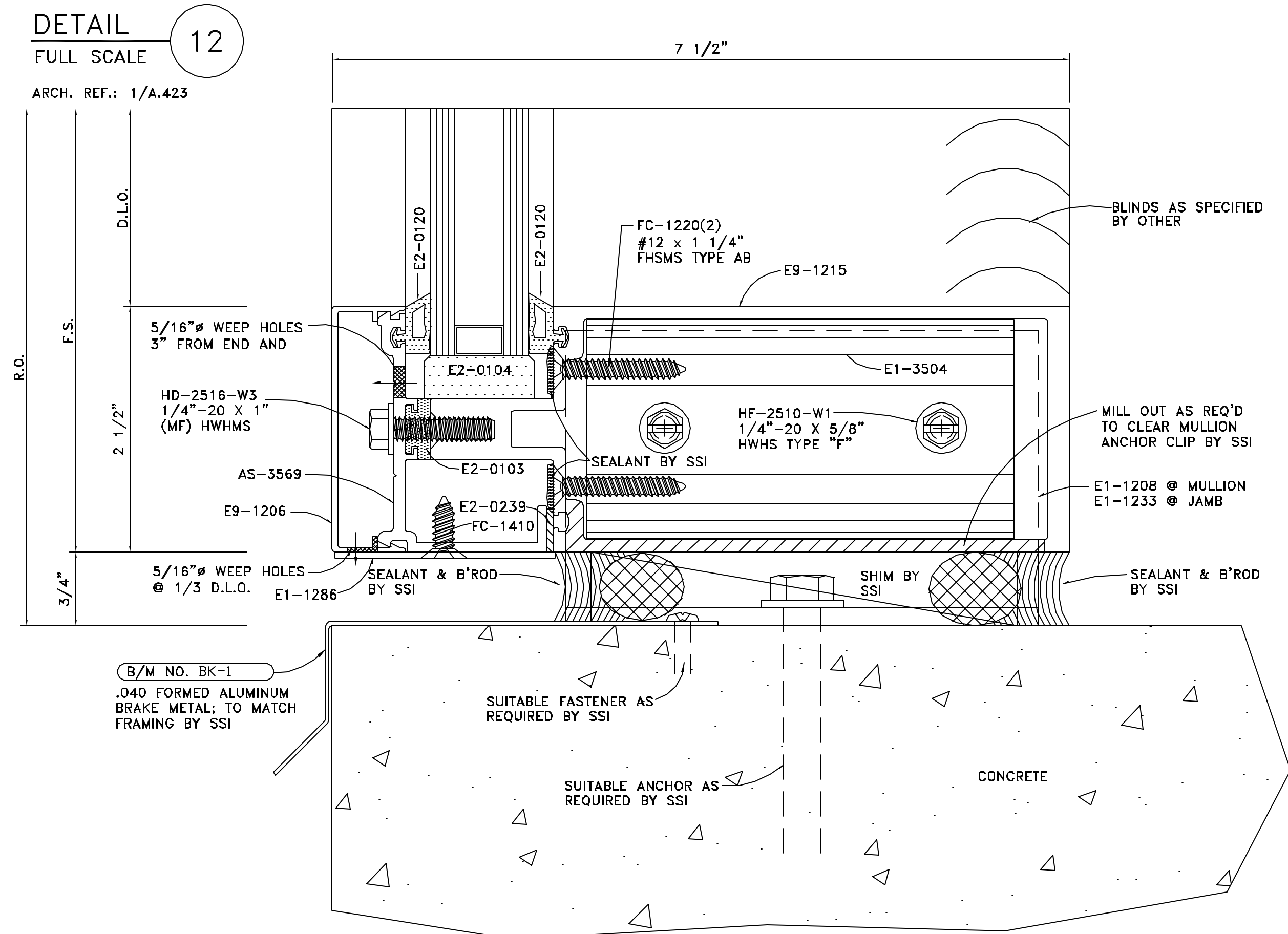
PROJECT NAME AND LOCATION:
OFFICE BUILDING & PARKING DECK
 1960 SATELLITE BLVD.
 DULUTH, GEORGIA 30097

DESCRIPTION:

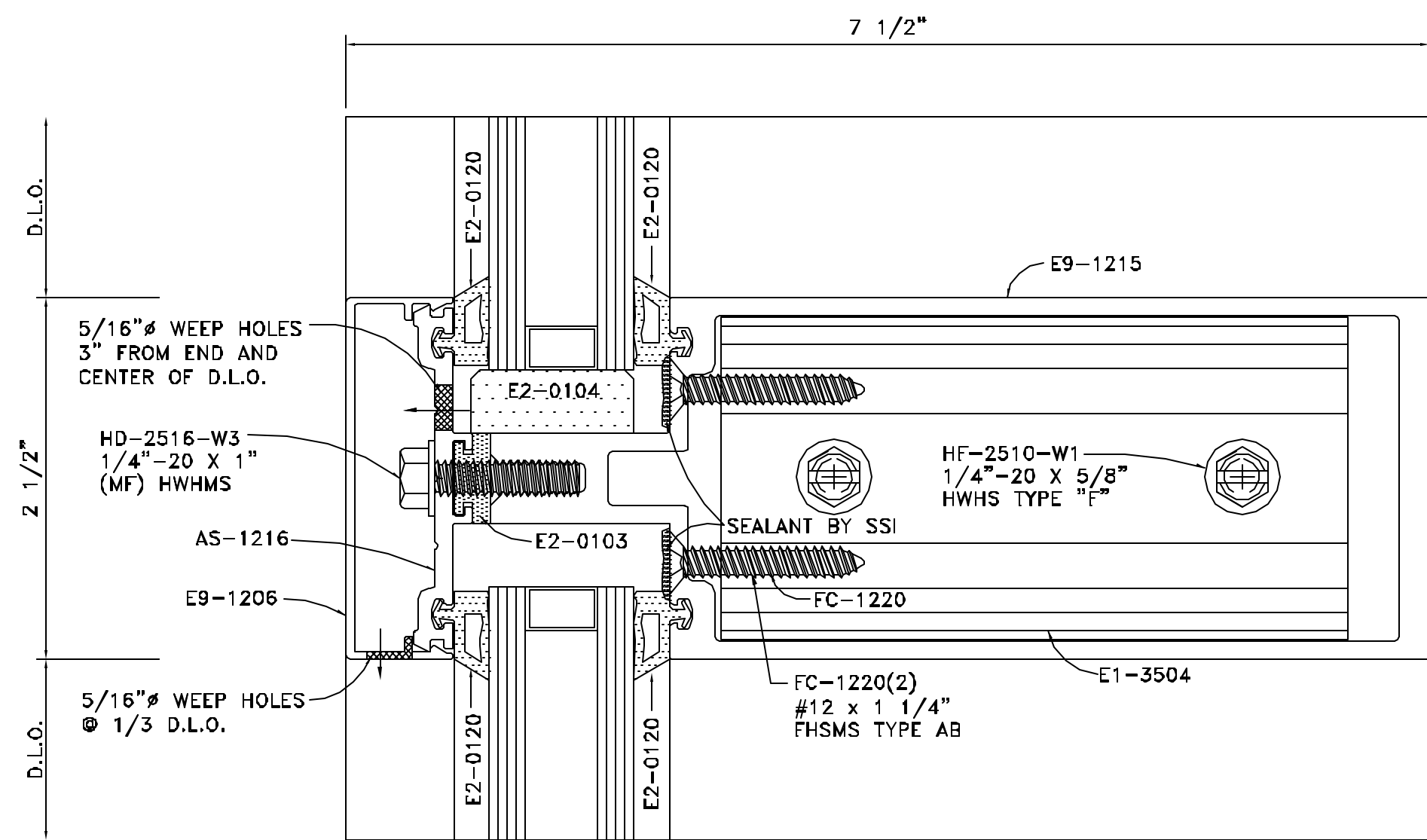
DETAILS	
SCALE:	ISSUE DATE:
FULL	10/28/08
DRAWN BY:	SHEET NO.:
BKB	D3
CHECKED BY:	
BKB	



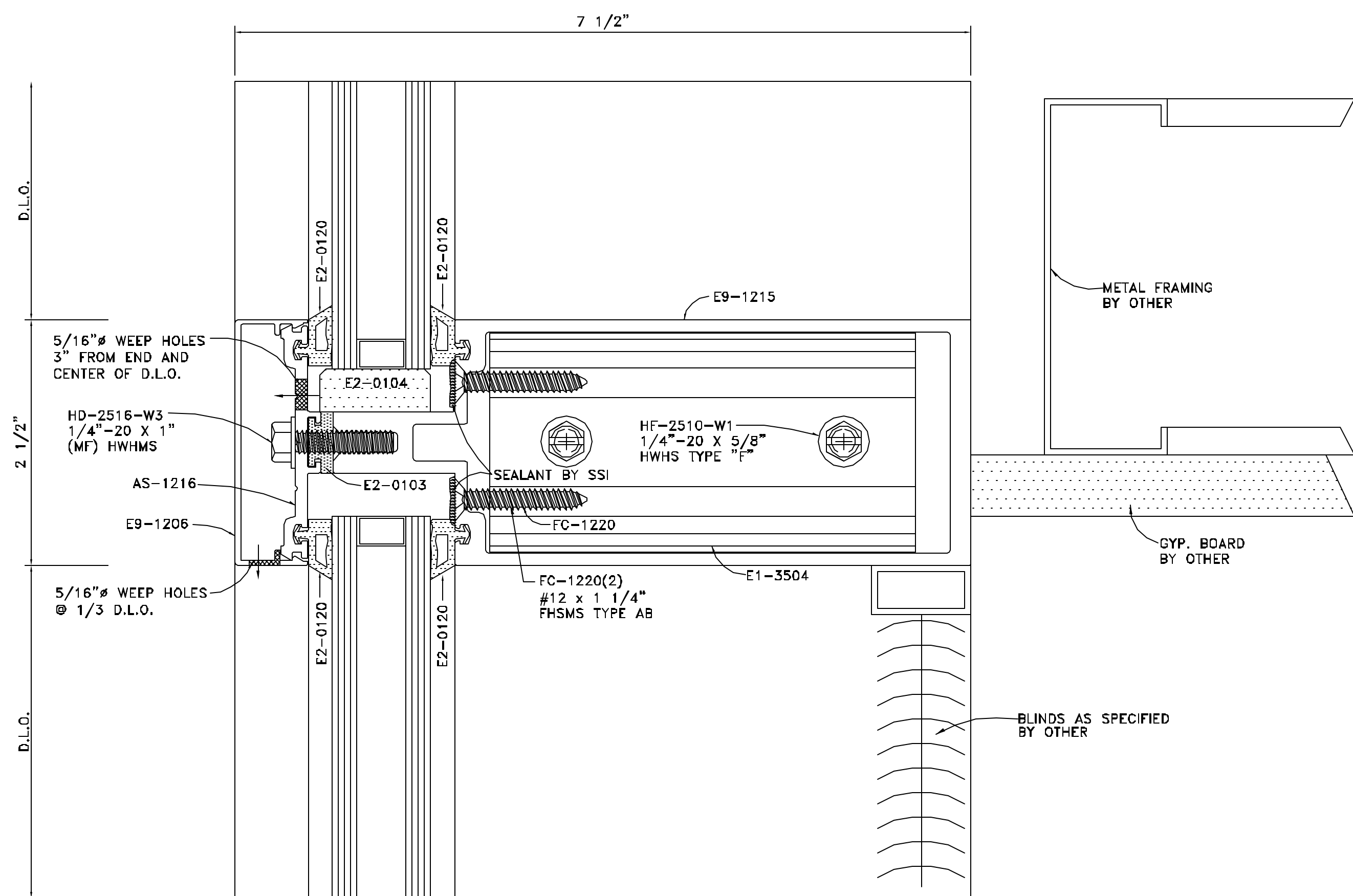
DETAIL 11
 FULL SCALE
 ARCH. REF.: 5/A.4.22



DETAIL 12
 FULL SCALE
 ARCH. REF.: 1/A.4.23



DETAIL 13
 FULL SCALE
 ARCH. REF.: HORIZONTAL (1" TO 1")



DETAIL 14
 FULL SCALE
 ARCH. REF.: HORIZONTAL (1" TO 1") 1/A.412

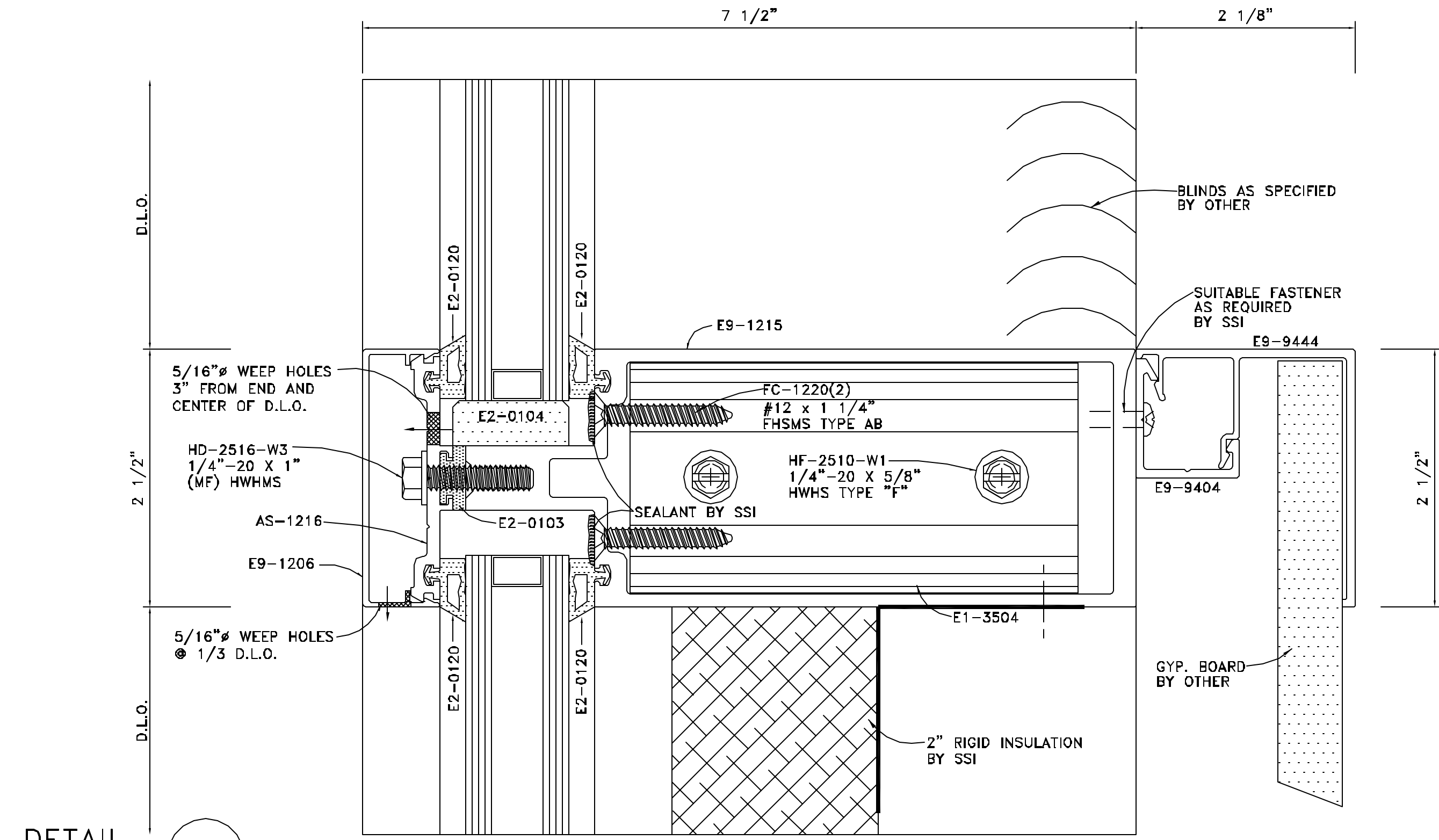
REV	BY	DATE	REVISION

ARCHITECT NAME AND LOCATION:
WAKEFIELD BEASLEY & ASSOCIATES
 5155 PEACHTREE PARKWAY
 BUILDING 300, SUITE 3220
 NORCROSS, GA 30092

CUSTOMER NAME AND LOCATION:
GARRARD CONSTRUCTION GROUP
 1130 HURRICANE SHOALS ROAD
 SUITE 1800
 LAWRENCEVILLE, GA 30043

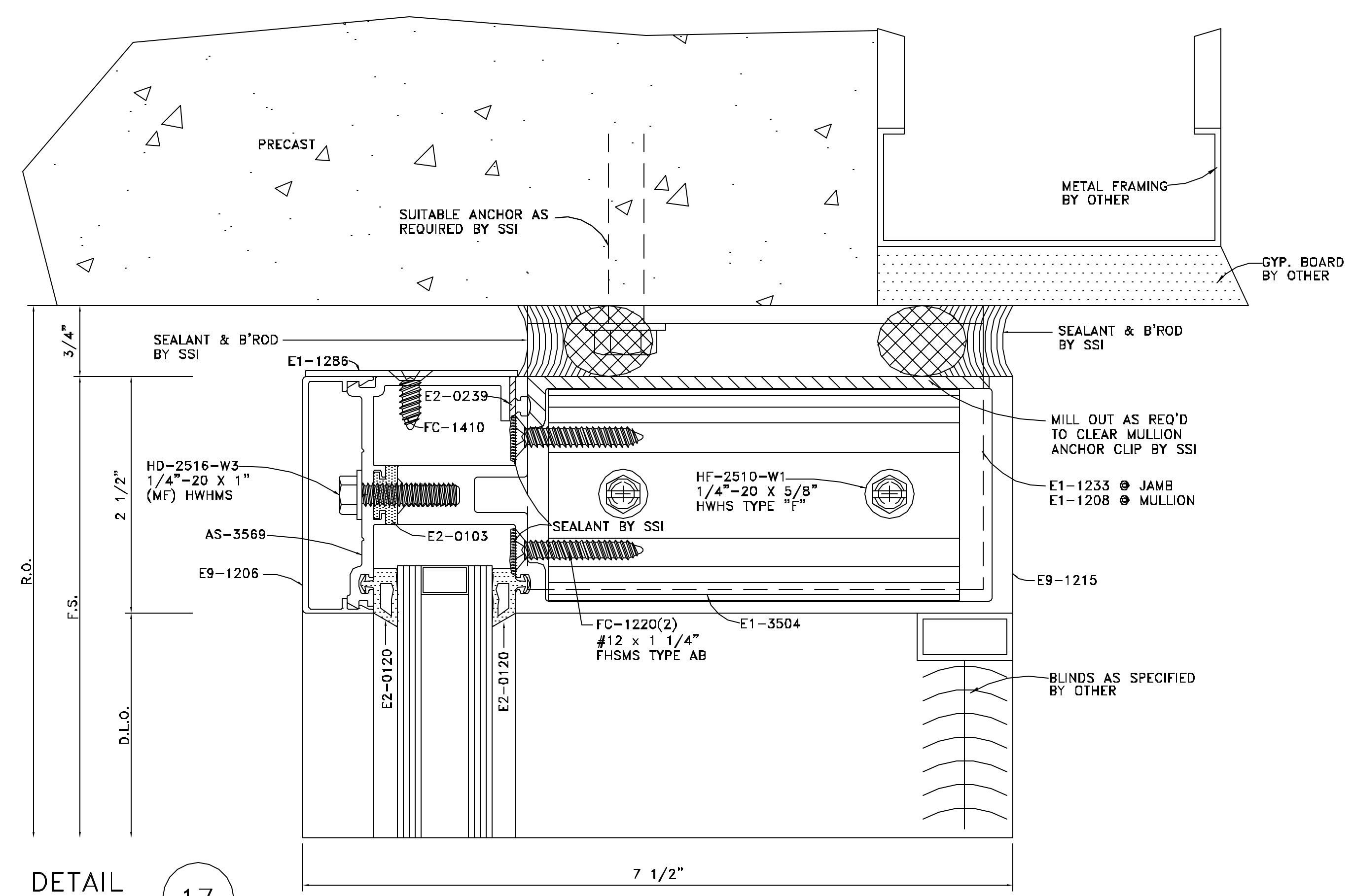
PROJECT NAME AND LOCATION:
OFFICE BUILDING & PARKING DECK
 1960 SATELLITE BLVD.
 DULUTH, GEORGIA 30097

DESCRIPTION:	
DETAILS	
SCALE: FULL	ISSUE DATE: 10/28/08
DRAWN BY: BKB	SHEET NO.:
CHECKED BY: BKB	D4



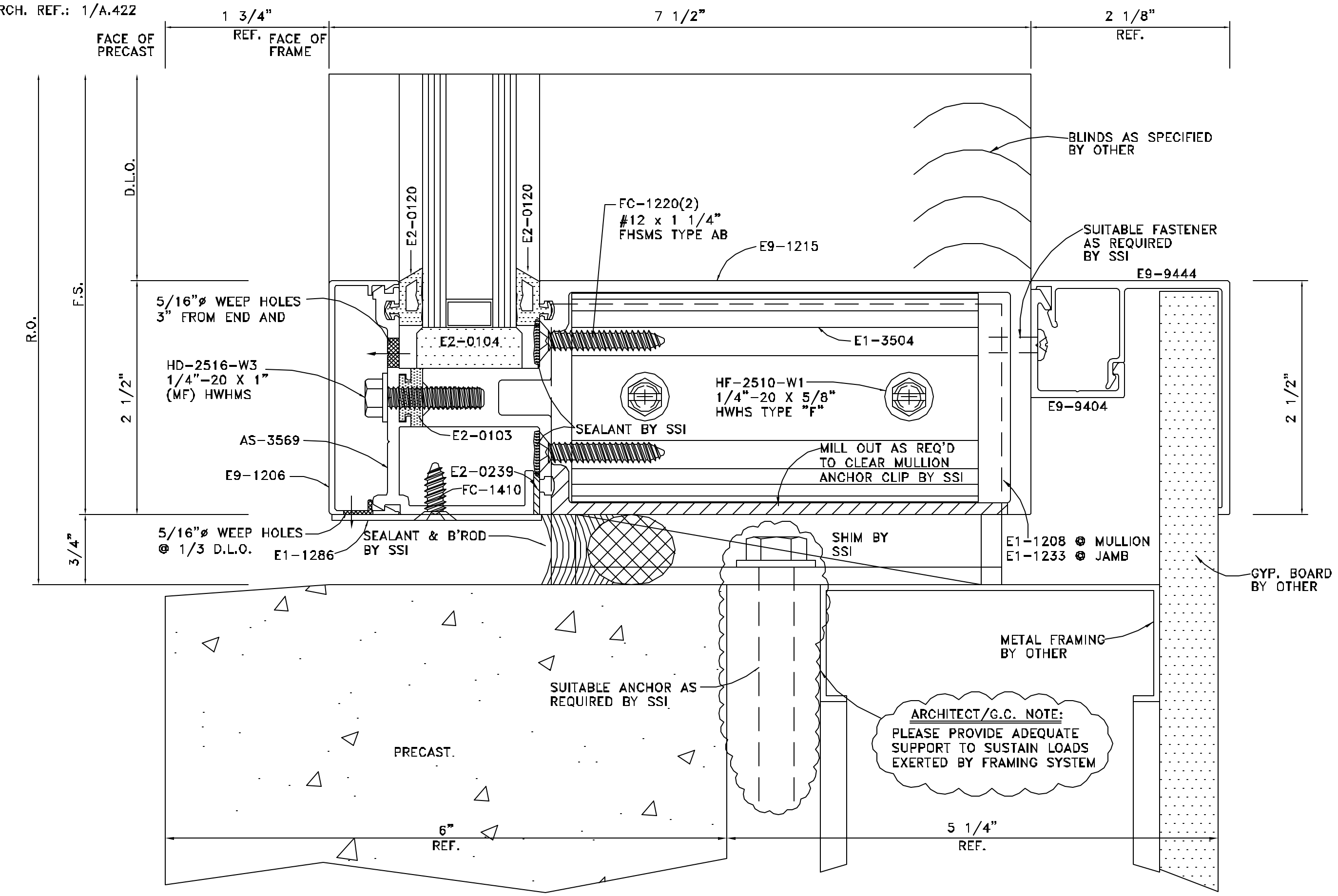
DETAIL 15
 FULL SCALE

ARCH. REF.: HORIZONTAL (1" TO 1")



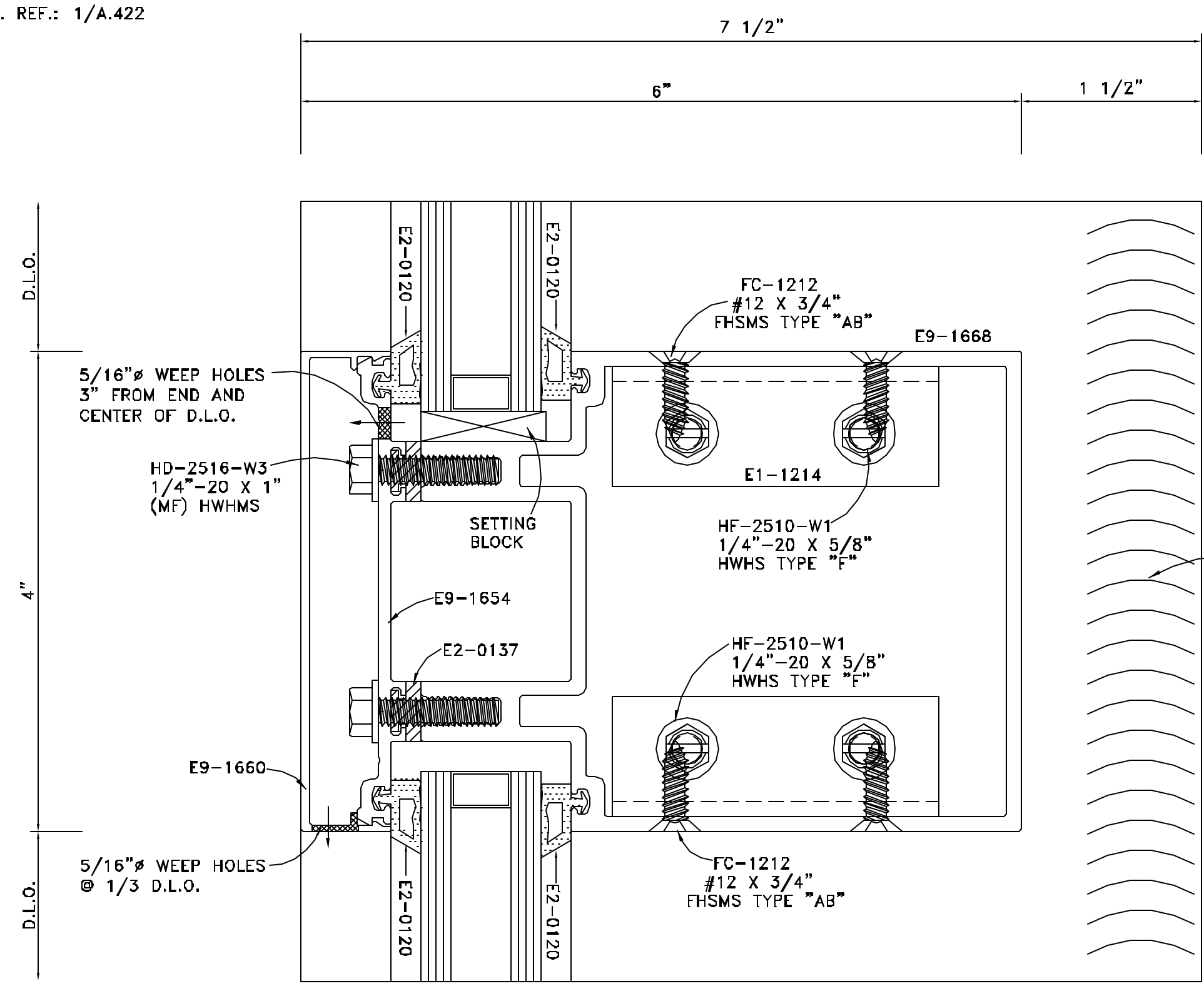
DETAIL 17
 FULL SCALE

ARCH. REF.: 1/A.422



DETAIL 16
 FULL SCALE

ARCH. REF.: 1/A.422



DETAIL 18
 FULL SCALE

ARCH. REF.: 4" SHALLOW HORIZONTAL

ARCHITECT/G.C. NOTE:
 PLEASE PROVIDE ADEQUATE
 SUPPORT TO SUSTAIN LOADS
 EXERTED BY FRAMING SYSTEM

NO.	REVISION	ISSUE DATE	BY	CHK BY

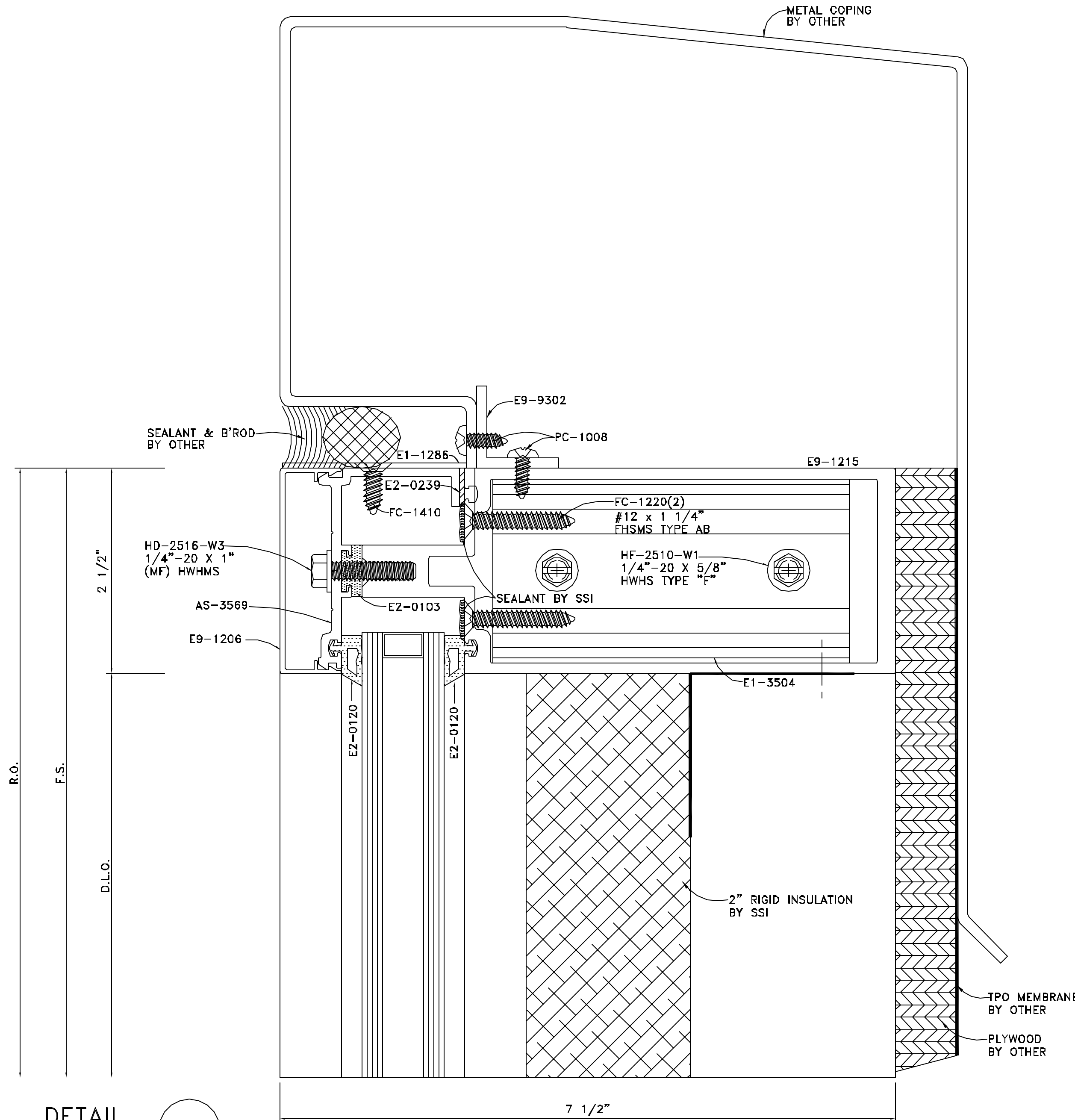
ARCHITECT NAME AND LOCATION:
WAKEFIELD BEASLEY & ASSOCIATES
 5155 PEACHTREE PARKWAY
 BUILDING 300, SUITE 3220
 NORCROSS, GA 30092

CUSTOMER NAME AND LOCATION:
GARRARD CONSTRUCTION GROUP
 1130 HURRICANE SHOALS ROAD
 SUITE 1800
 LAWRENCEVILLE, GA 30043

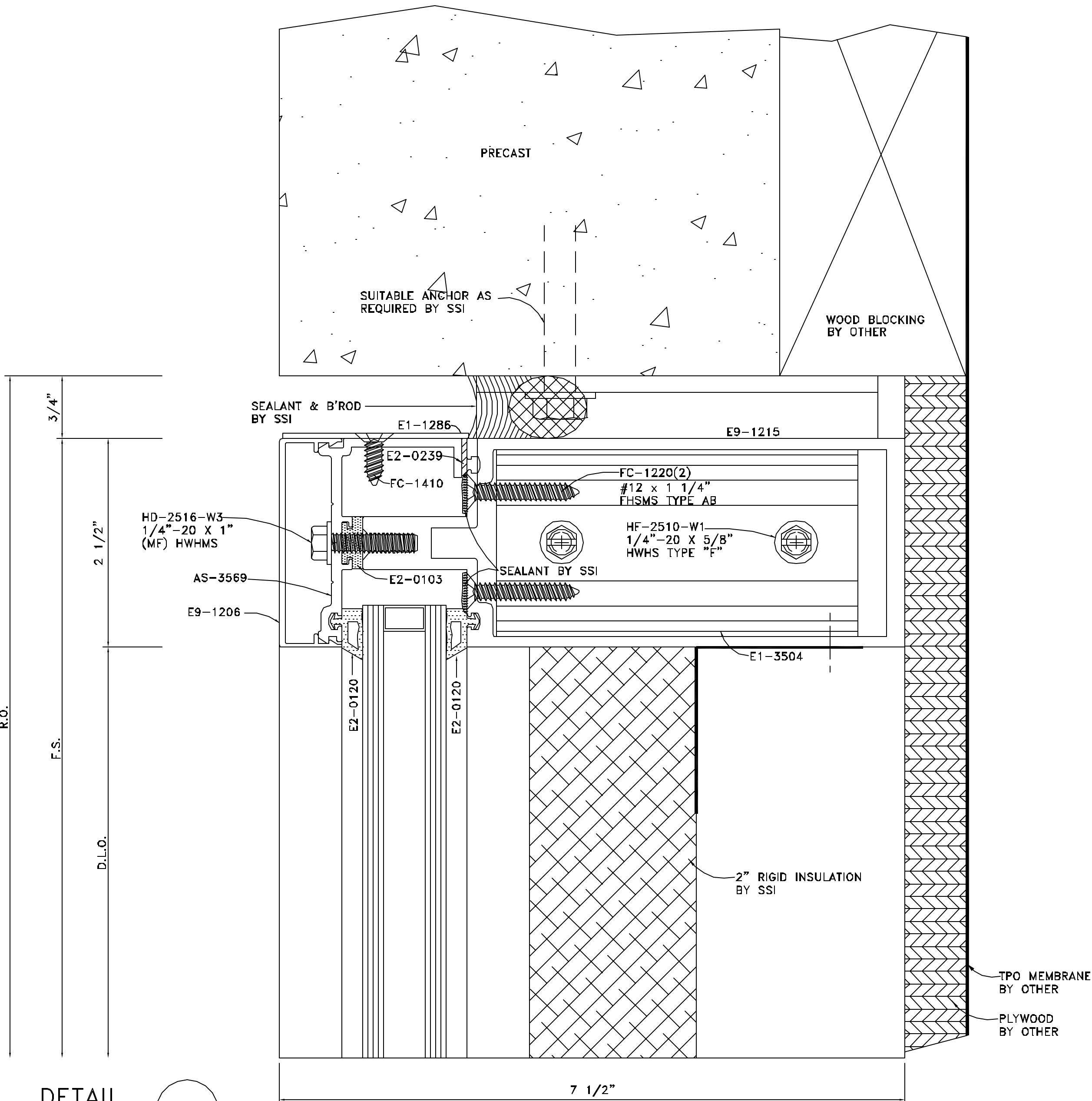
PROJECT NAME AND LOCATION:
OFFICE BUILDING & PARKING DECK
 1960 SATELLITE BLVD.
 DULUTH, GEORGIA 30097

DESCRIPTION:	
DETAILS	
SCALE: FULL	ISSUE DATE: 10/28/08
DRAWN BY: BKB	SHEET NO.:
CHECKED BY: BKB	D5

E:\DWG\SSA\1960 SATELLITE BLVD \1960SATBLVD-05



DETAIL 19
 FULL SCALE
 ARCH. REF.: 2/A.423



DETAIL 20
 FULL SCALE
 ARCH. REF.: 4/A.423

NO.	REVISION	ISSUE DATE	BY	CHK BY

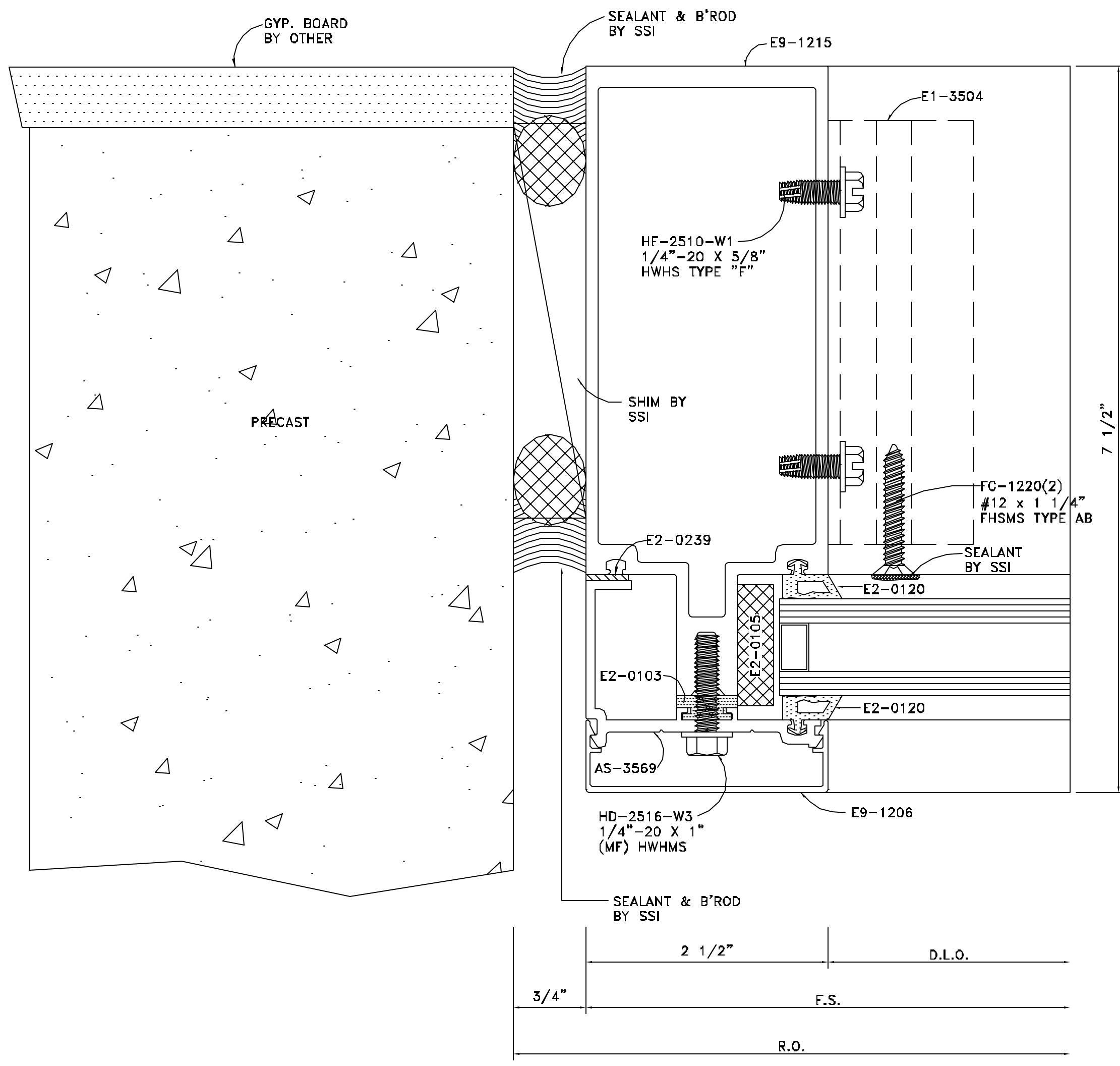
ARCHITECT NAME AND LOCATION:
WAKEFIELD BEASLEY & ASSOCIATES
 5155 PEACHTREE PARKWAY
 BUILDING 300, SUITE 3220
 NORCROSS, GA 30092

CUSTOMER NAME AND LOCATION:
GARRARD CONSTRUCTION GROUP
 1130 HURRICANE SHOALS ROAD
 SUITE 1800
 LAWRENCEVILLE, GA 30043

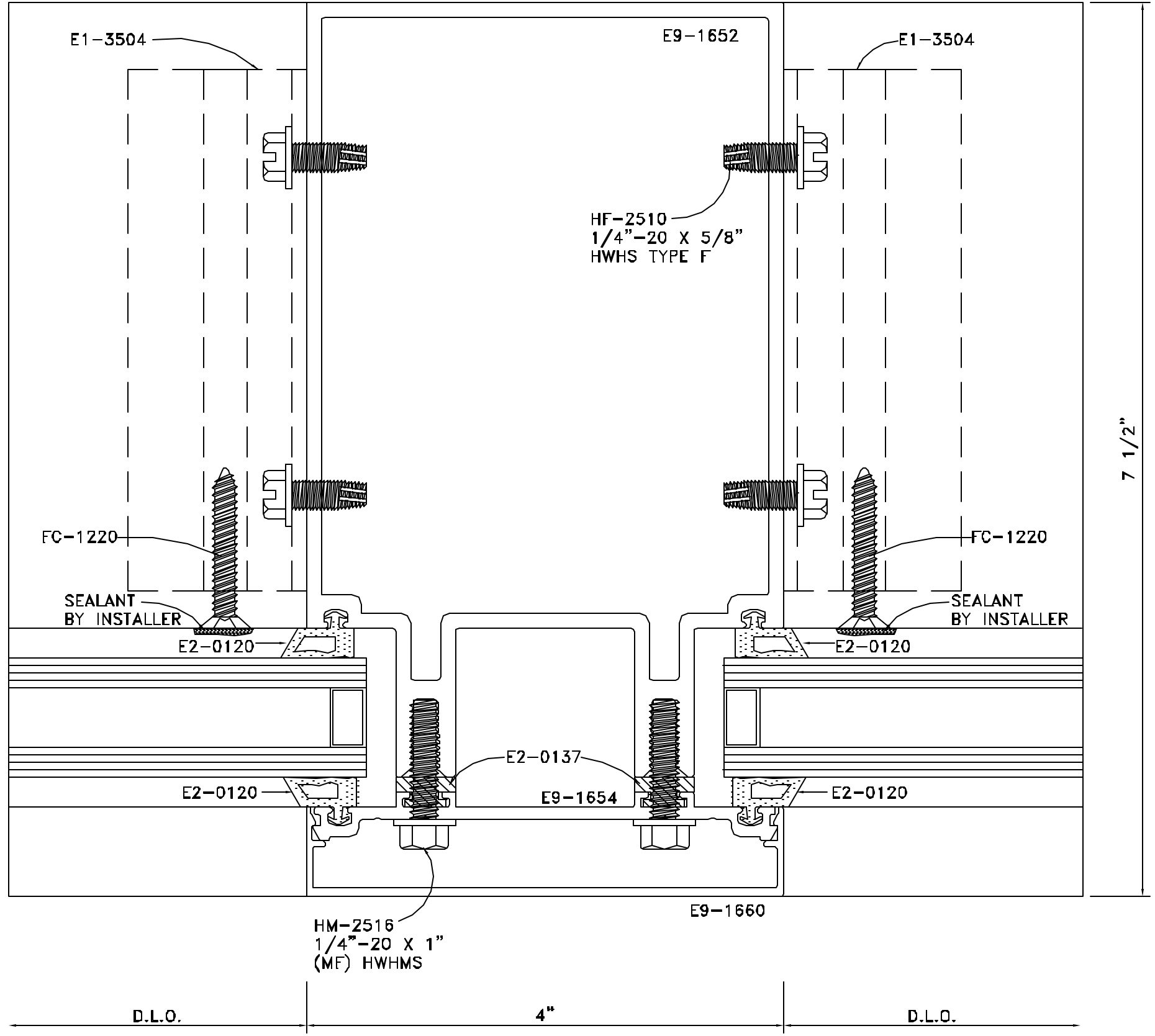
PROJECT NAME AND LOCATION:
OFFICE BUILDING & PARKING DECK
 1960 SATELLITE BLVD.
 DULUTH, GEORGIA 30097

DESCRIPTION: DETAILS

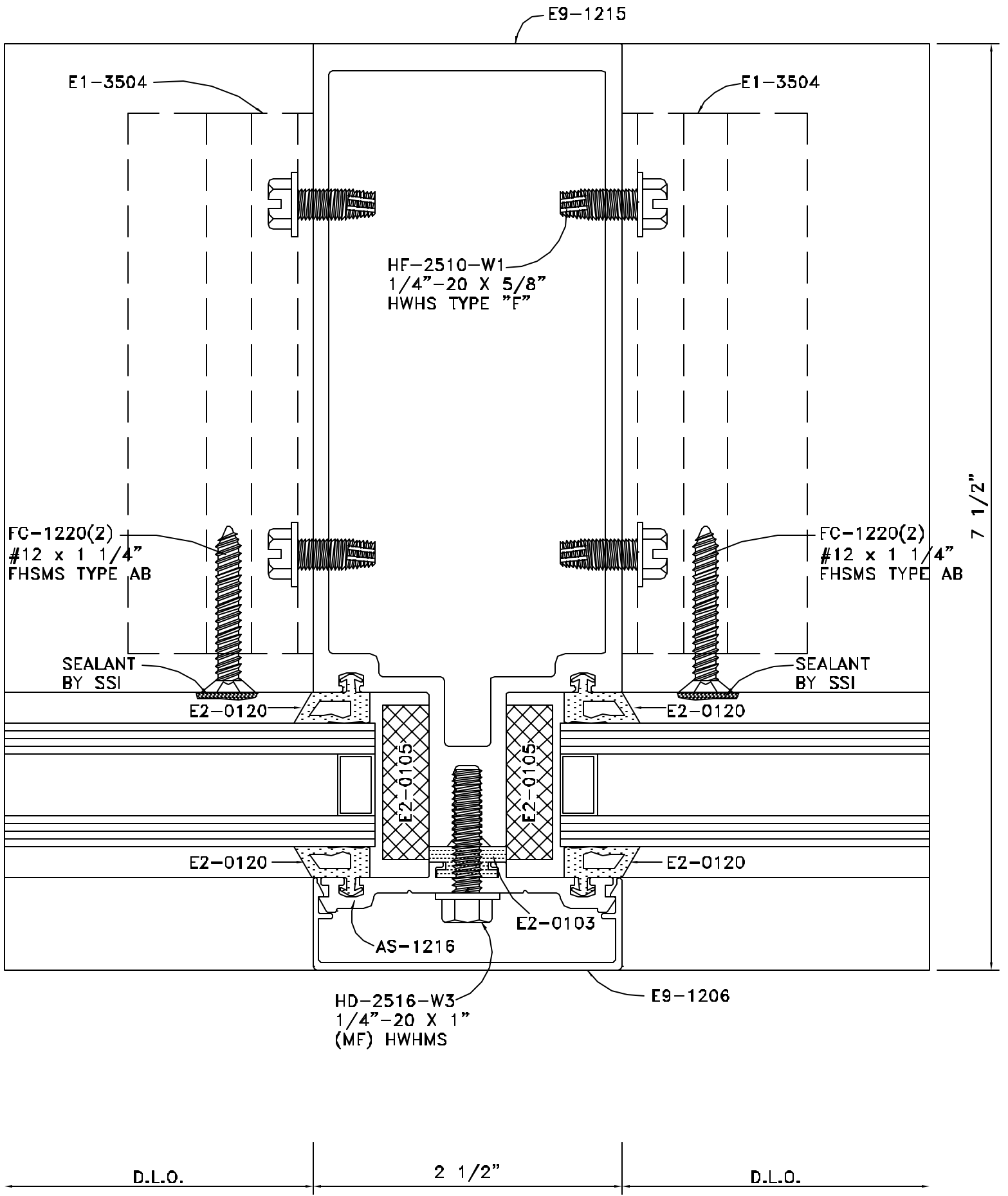
SCALE: FULL	ISSUE DATE: 10/28/08
DRAWN BY: BKB	SHEET NO.:
CHECKED BY: BKB	D6



DETAIL 21
 FULL SCALE
 ARCH. REF.: 7/A.131



DETAIL 22
 FULL SCALE
 ARCH. REF.: 4" MULLION (1" TO 1")



DETAIL 23
 FULL SCALE
 ARCH. REF.: MULLION (1" TO 1")

REVISED BY				
ISSUE DATE				
NO.				

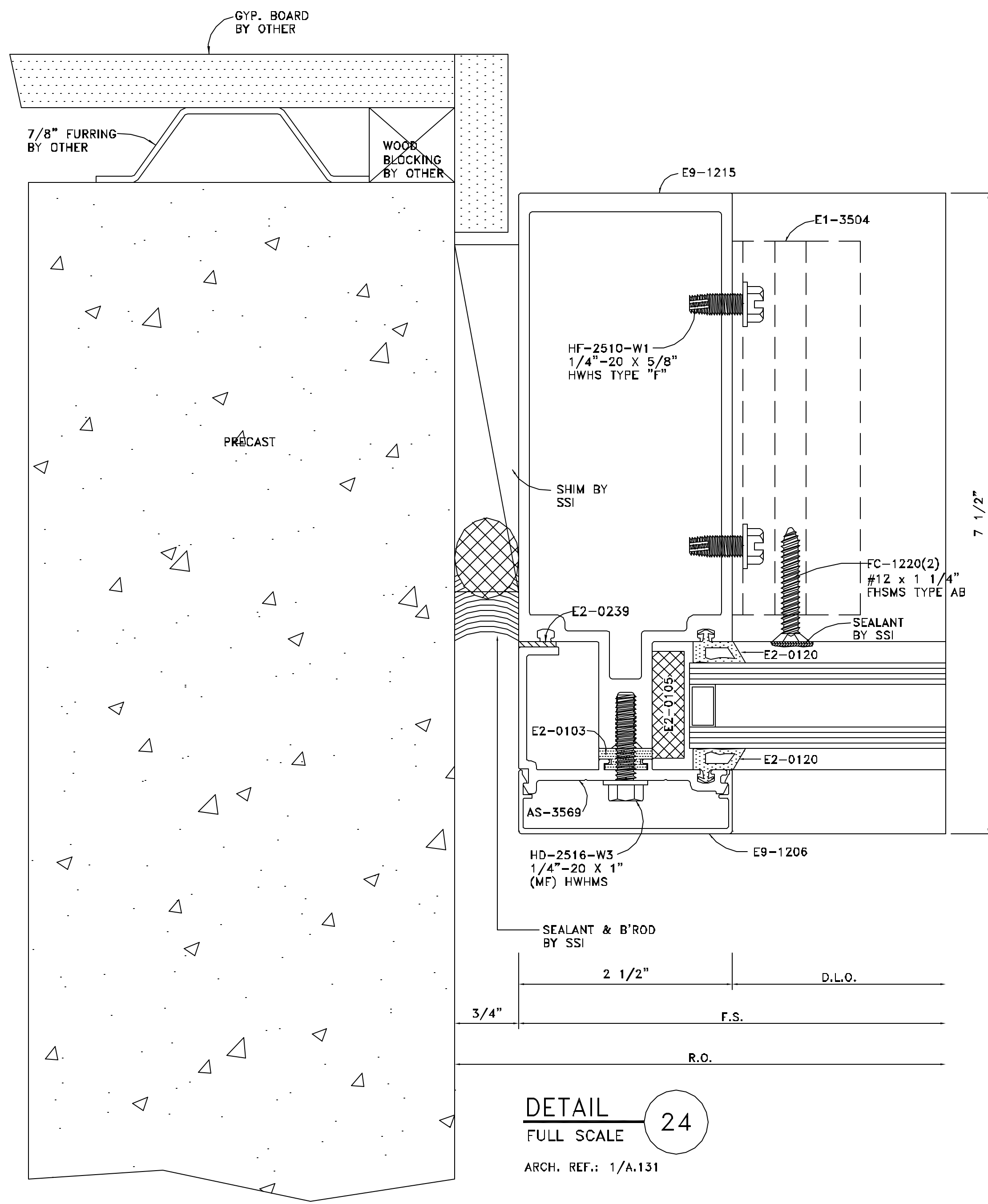
ARCHITECT NAME AND LOCATION:
 WAKEFIELD BEASLEY & ASSOCIATES
 5155 PEACHTREE PARKWAY
 BUILDING 300, SUITE 3220
 NORCROSS, GA 30092

CUSTOMER NAME AND LOCATION:
 GARRARD CONSTRUCTION GROUP
 1130 HURRICANE SHOALS ROAD
 SUITE 1800
 LAWRENCEVILLE, GA 30043

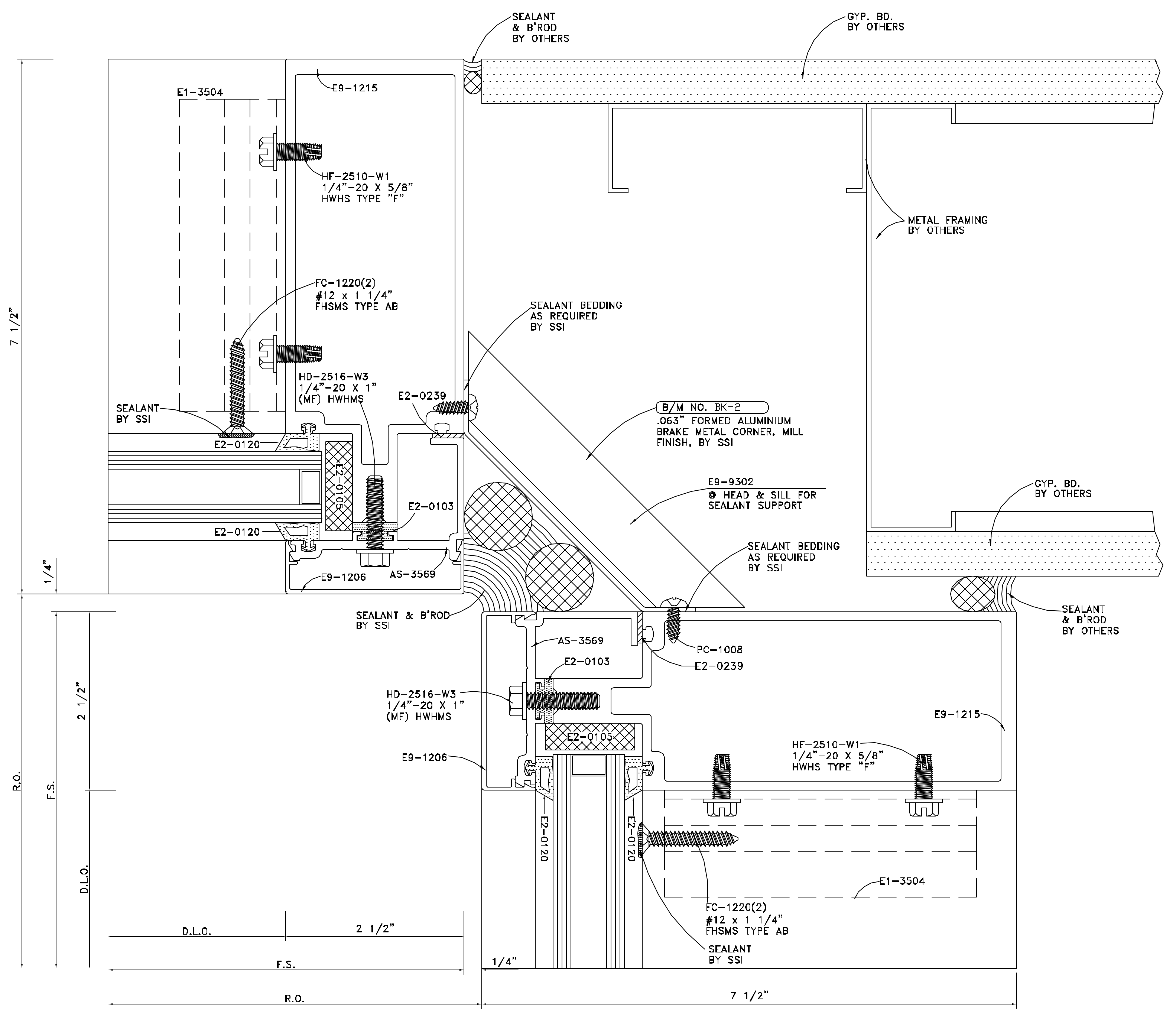
PROJECT NAME AND LOCATION:
 OFFICE BUILDING & PARKING DECK
 1960 SATELLITE BLVD.
 DULUTH, GEORGIA 30097

DESCRIPTION: DETAILS

SCALE:	ISSUE DATE:
FULL	10/28/08
DRAWN BY:	SHEET NO.:
BKB	
CHECKED BY:	
BKB	D7



DETAIL 24
 FULL SCALE
 ARCH. REF.: 1/A.131



DETAIL 25
 FULL SCALE
 ARCH. REF.: 90° INSIDE CORNER • CONDITION

NO.	REVISION	ISSUE DATE	BY	CHKD

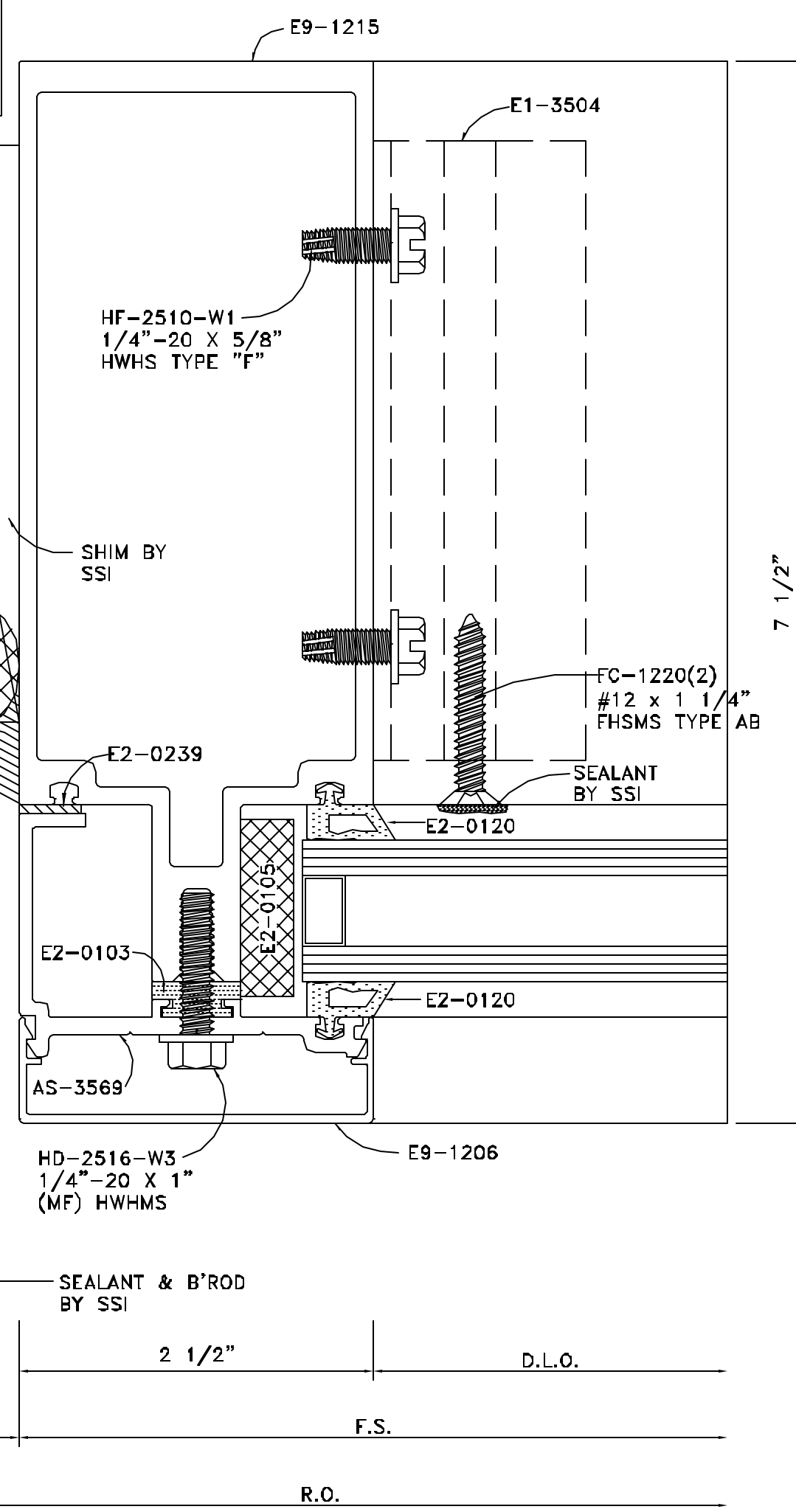
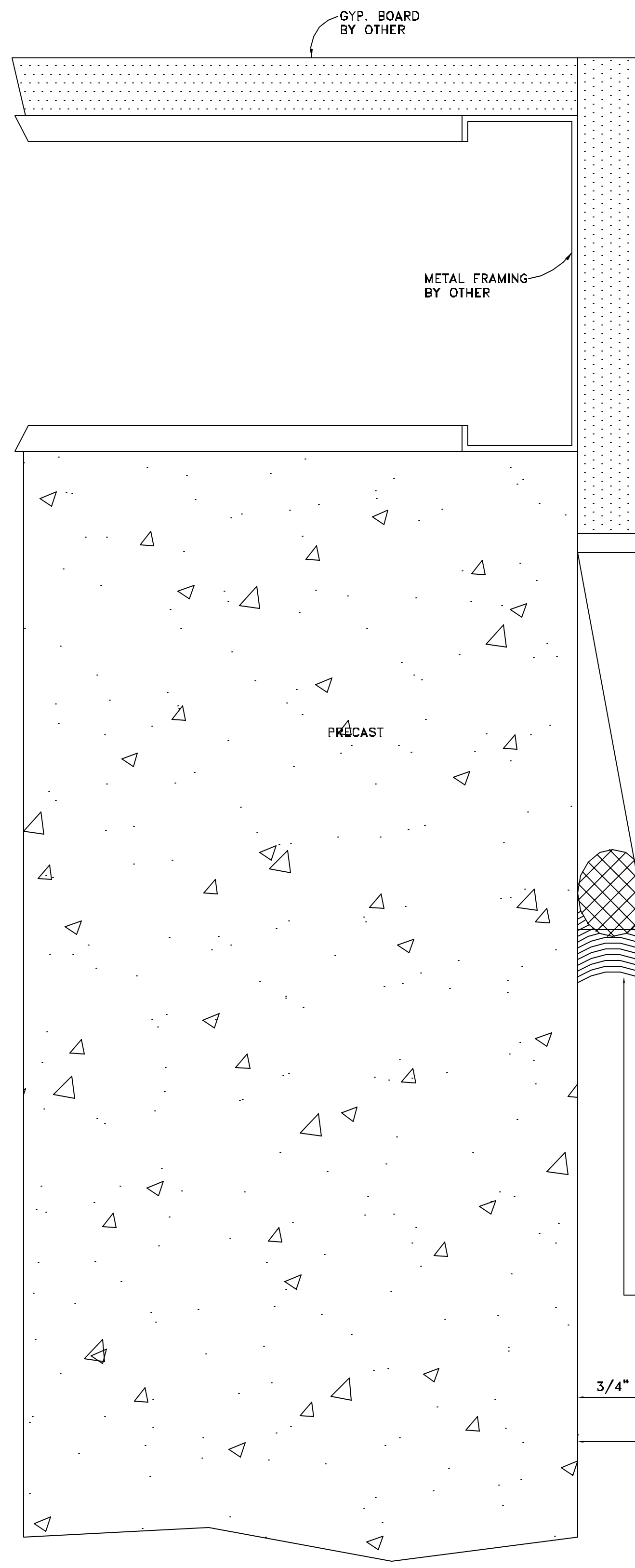
ARCHITECT NAME AND LOCATION:
WAKEFIELD BEASLEY & ASSOCIATES
 5155 PEACHTREE PARKWAY
 BUILDING 300, SUITE 3220
 NORCROSS, GA 30092

CUSTOMER NAME AND LOCATION:
GARRARD CONSTRUCTION GROUP
 1130 HURRICANE SHOALS ROAD
 SUITE 1800
 LAWRENCEVILLE, GA 30043

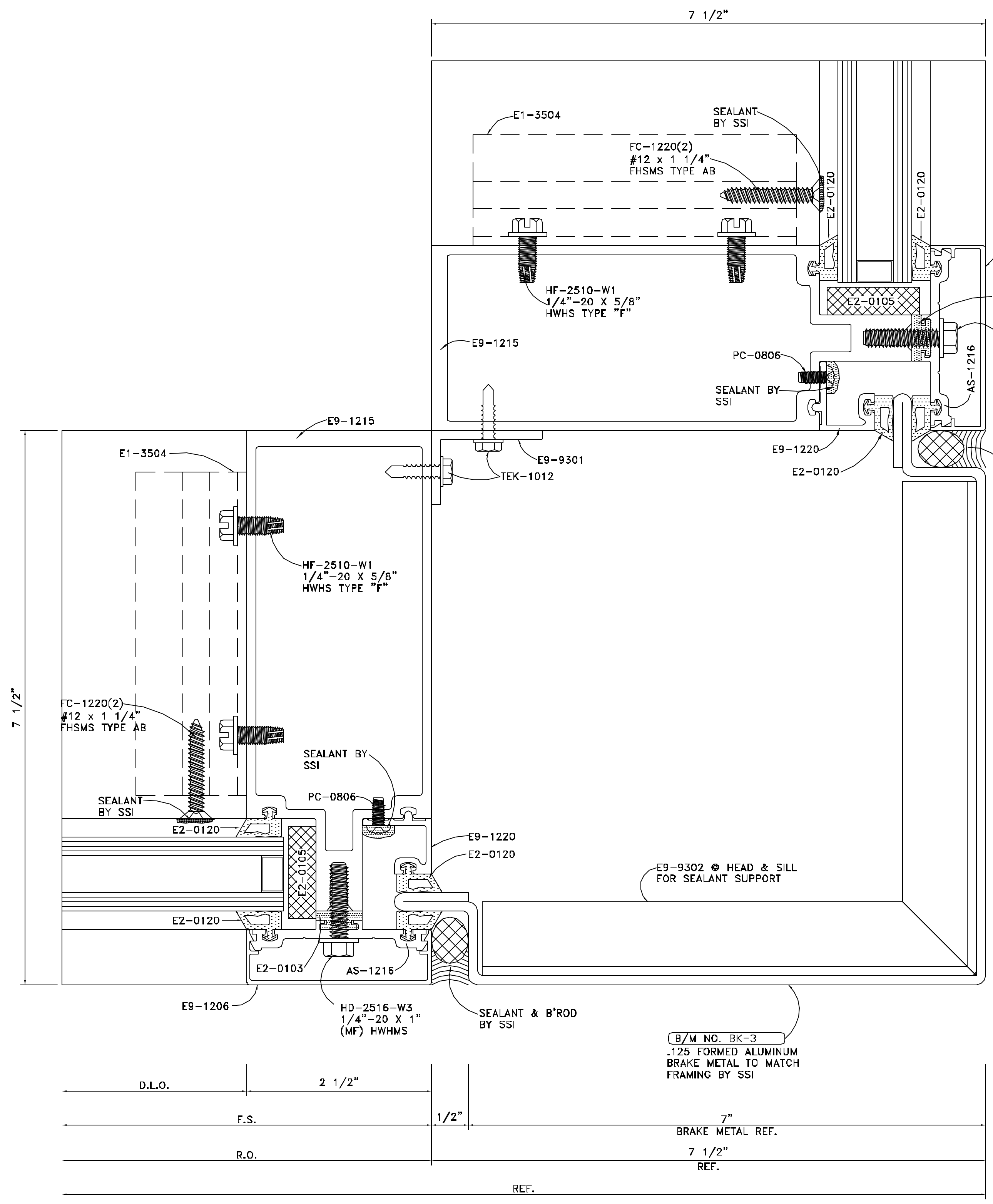
PROJECT NAME AND LOCATION:
OFFICE BUILDING & PARKING DECK
 1960 SATELLITE BLVD.
 DULUTH, GEORGIA 30097

DESCRIPTION: DETAILS

SCALE: FULL	ISSUE DATE: 10/28/08
DRAWN BY: BKB	SHEET NO.:
CHECKED BY: BKB	D8



DETAIL 26
 FULL SCALE
 ARCH. REF.: 6/A.131



DETAIL 27
 FULL SCALE
 ARCH. REF.: 90' OUTSIDE CORNER

7"	D.L.O.
2 1/2"	F.S.
1/2"	R.O.
7 1/2"	REF.
7"	BRAKE METAL REF.
7 1/2"	REF.

NO.	REVISION	ISSUE DATE	BY	CHKD BY

ARCHITECT NAME AND LOCATION:
WAKEFIELD BEASLEY & ASSOCIATES
 5155 PEACHTREE PARKWAY
 BUILDING 300, SUITE 3220
 NORCROSS, GA 30092

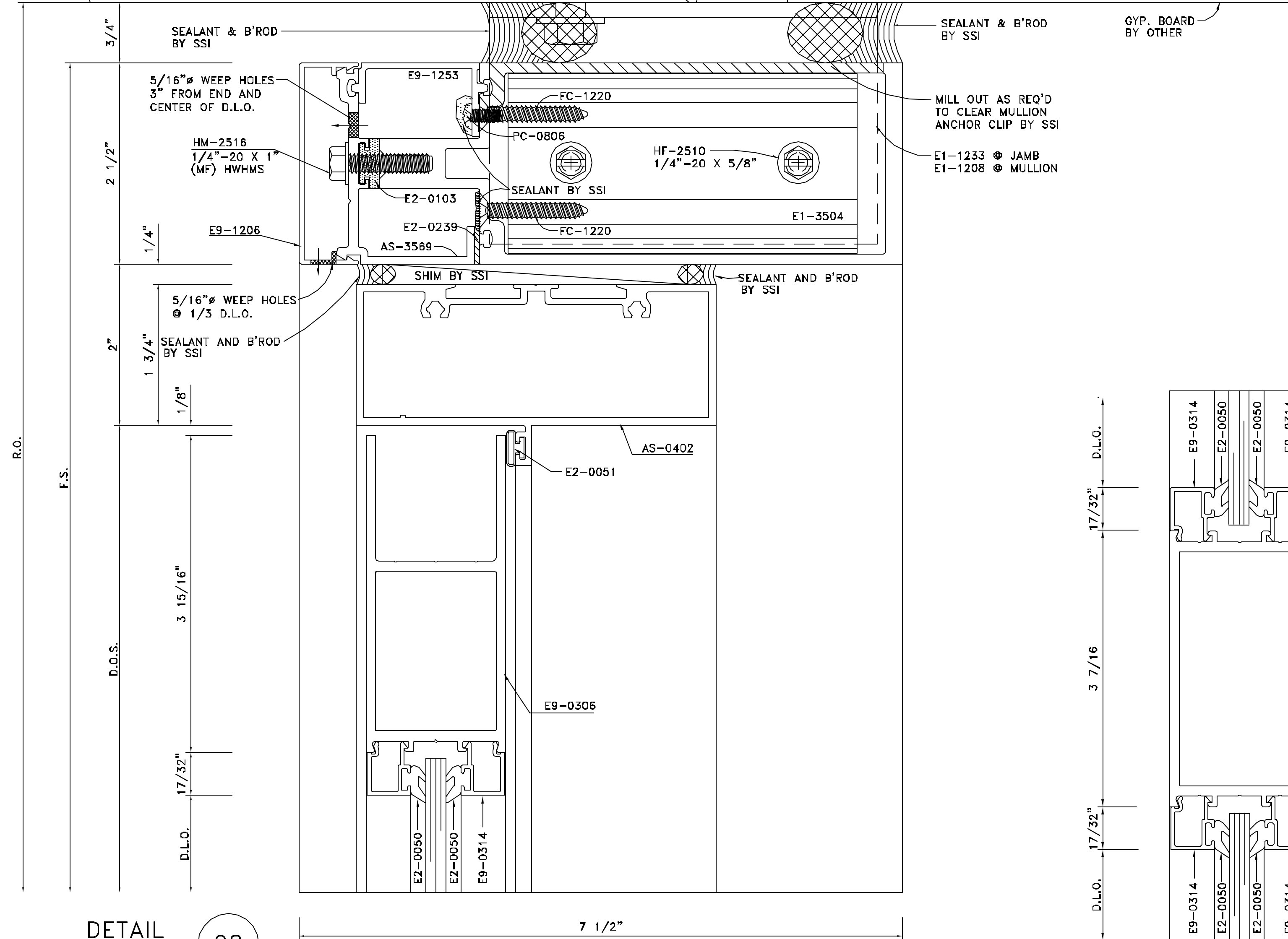
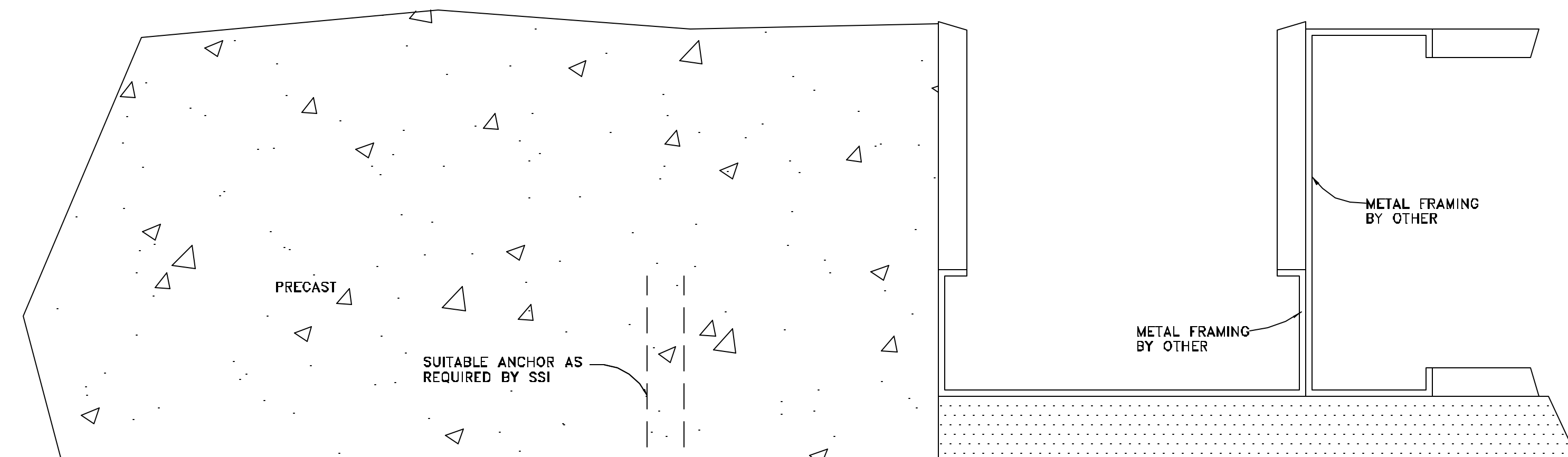
CUSTOMER NAME AND LOCATION:
GARRARD CONSTRUCTION GROUP
 1130 HURRICANE SHOALS ROAD
 SUITE 1800
 LAWRENCEVILLE, GA 30043

PROJECT NAME AND LOCATION:
OFFICE BUILDING & PARKING DECK
 1960 SATELLITE BLVD.
 DULUTH, GEORGIA 30097

DESCRIPTION: DETAILS

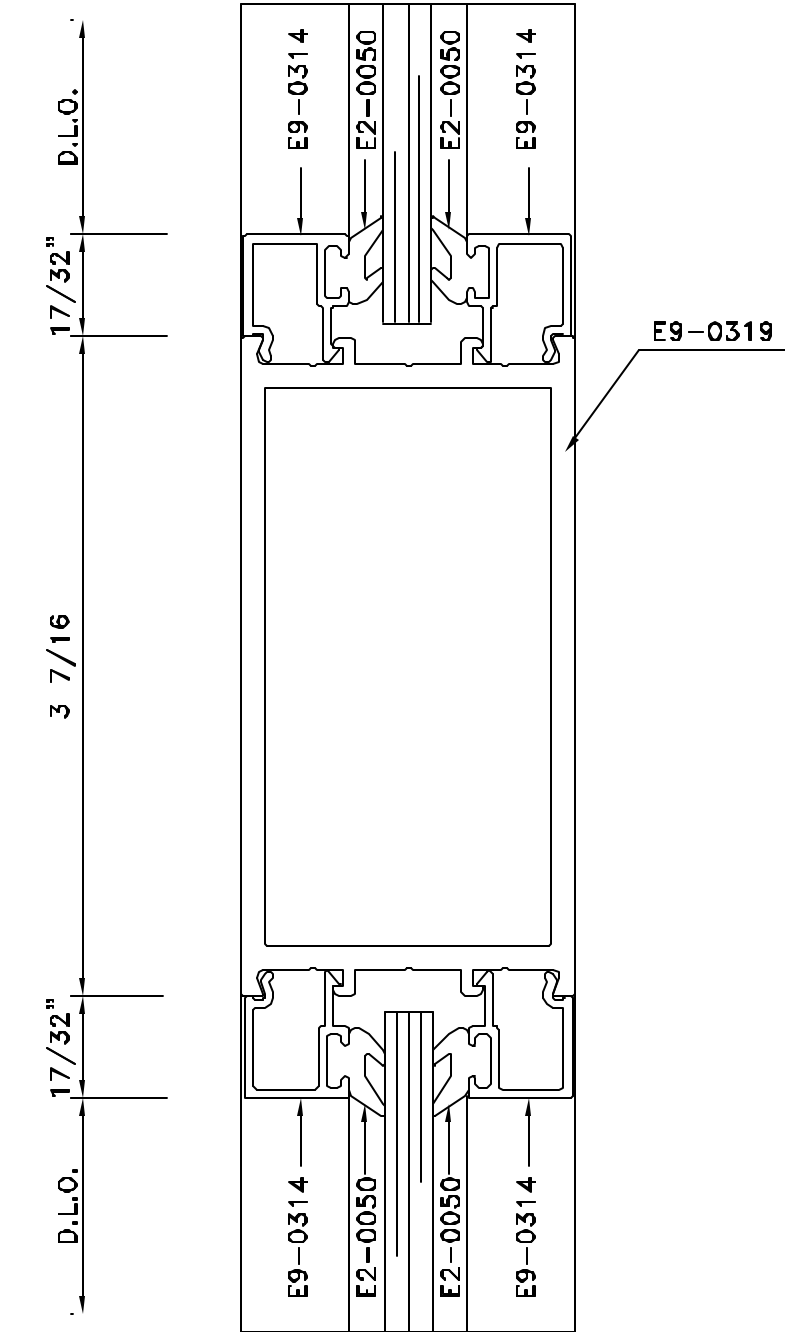
SCALE: FULL	ISSUE DATE: 10/28/08
DRAWN BY: BKB	SHEET NO.:
CHECKED BY: BKB	D9

DETAIL 30
 FULL SCALE
 ARCH. REF.: 12" BOTTOM RAIL

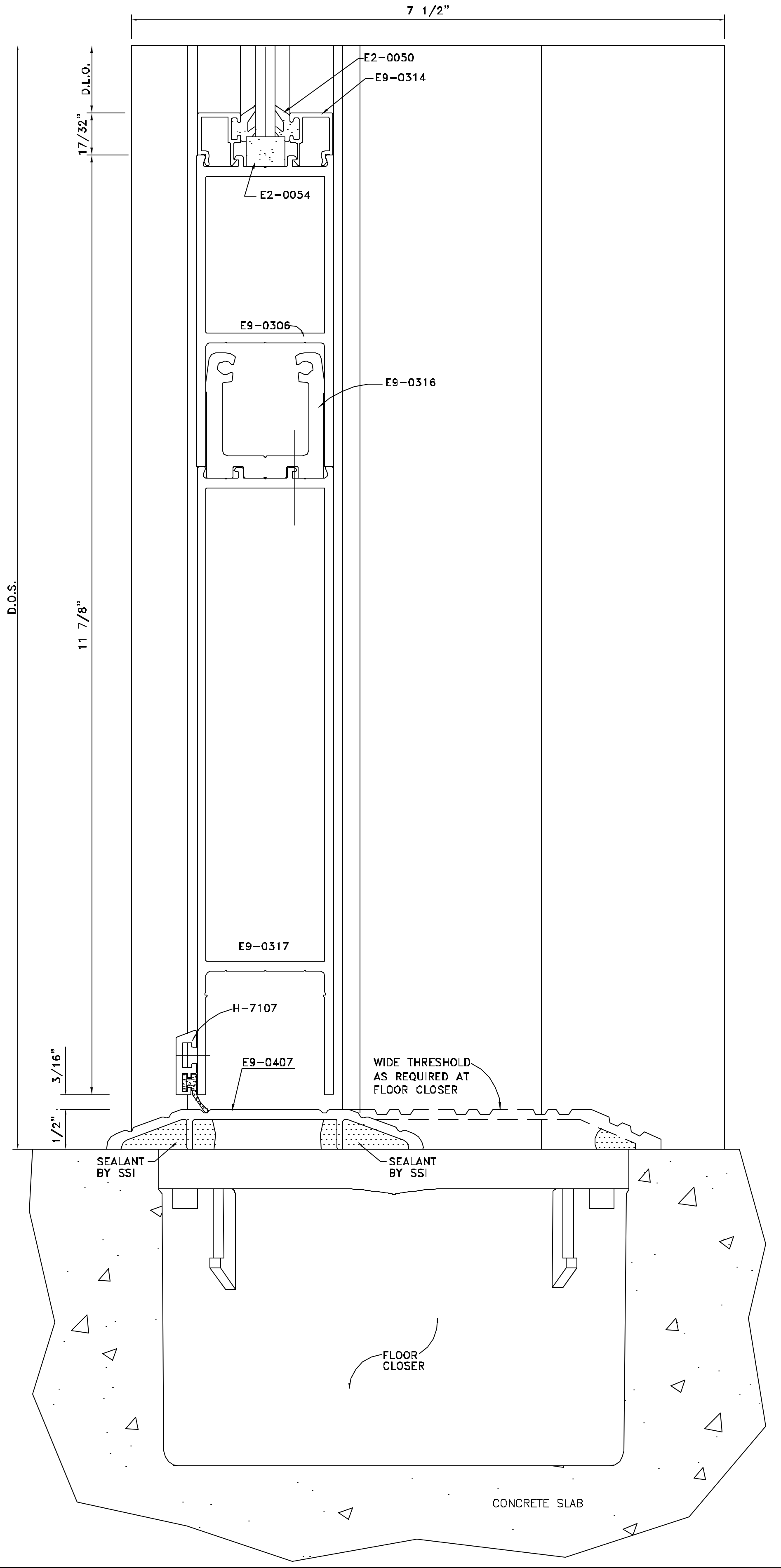


DETAIL 28
 FULL SCALE
 ARCH. REF.: DOORTOP RAIL (1/A.422)

DETAIL 29
 FULL SCALE
 ARCH. REF.: MUNTIN



DETAIL 30
 FULL SCALE
 ARCH. REF.: 12" BOTTOM RAIL



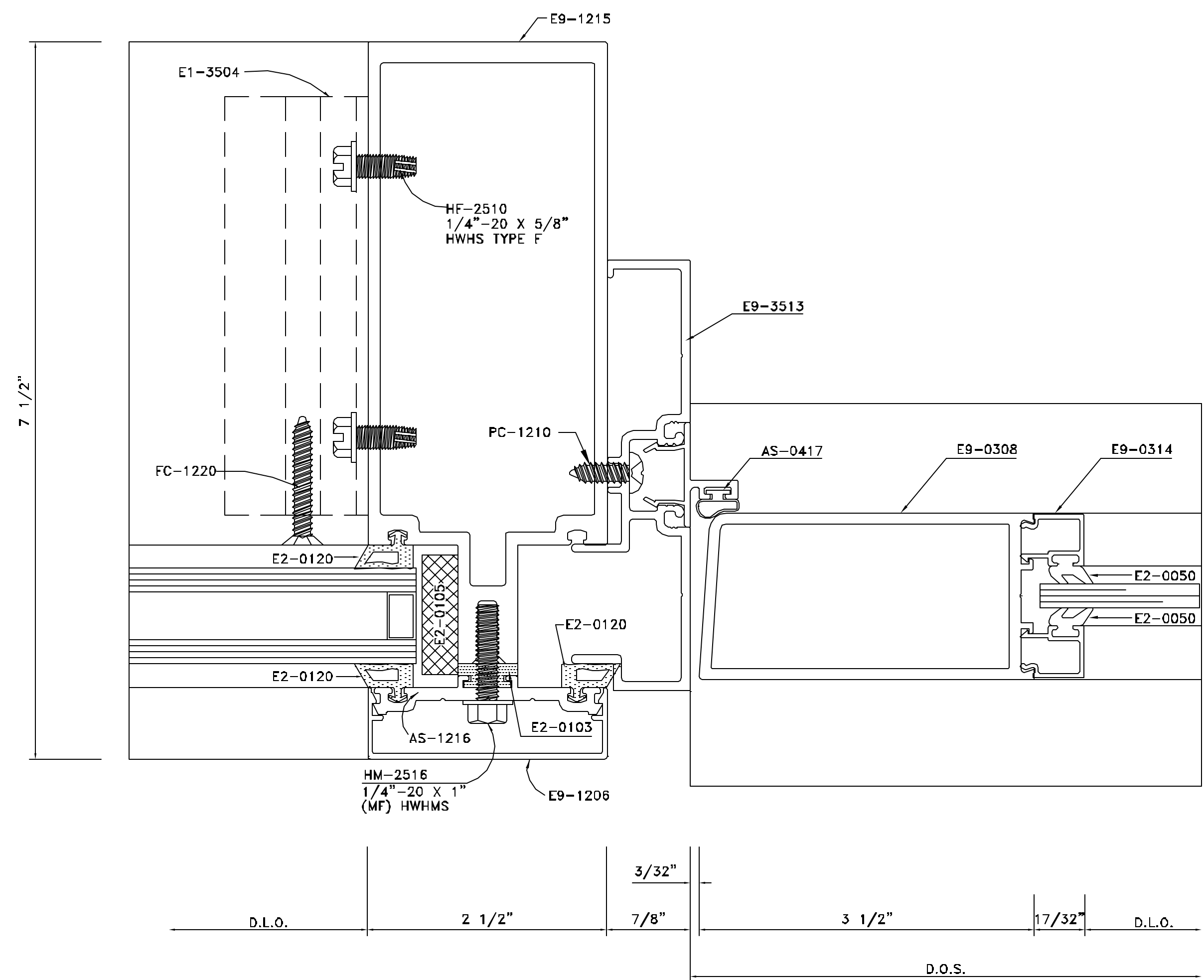
NO.	REVISION	ISSUE DATE	BY	CHK BY

ARCHITECT NAME AND LOCATION:
 WAKEFIELD BEASLEY & ASSOCIATES
 5155 PEACHTREE PARKWAY
 BUILDING 300, SUITE 3220
 NORCROSS, GA 30092

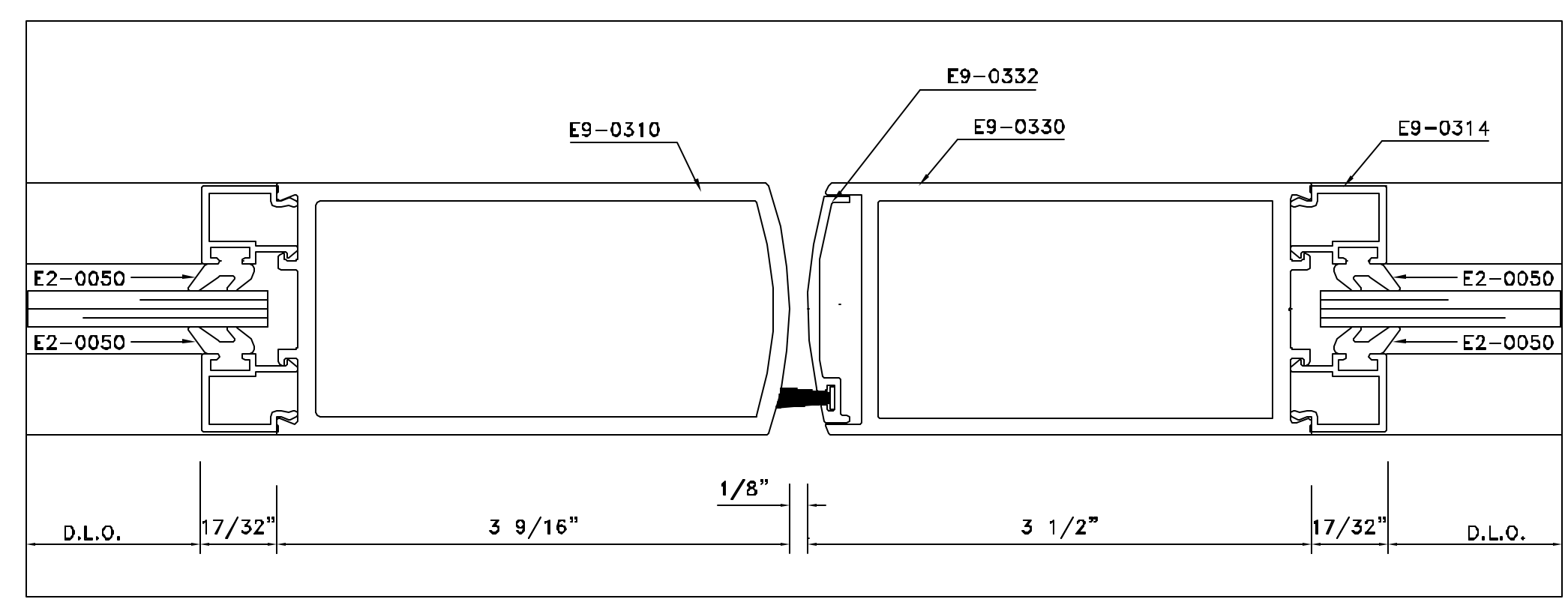
CUSTOMER NAME AND LOCATION:
 GARRARD CONSTRUCTION GROUP
 1130 HURRICANE SHOALS ROAD
 SUITE 1800
 LAWRENCEVILLE, GA 30043

PROJECT NAME AND LOCATION:
 OFFICE BUILDING & PARKING DECK
 1960 SATELLITE BLVD.
 DULUTH, GEORGIA 30097

DESCRIPTION:	
DETAILS	
SCALE: FULL	ISSUE DATE: 10/28/08
DRAWN BY: BKB	SHEET NO.:
CHECKED BY: BKB	D10



DETAIL 31
 FULL SCALE
 ARCH. REF.: DOOR JAMB @ 1" SIDELITE



DETAIL 32
 FULL SCALE
 ARCH. REF.: MEETING STILE

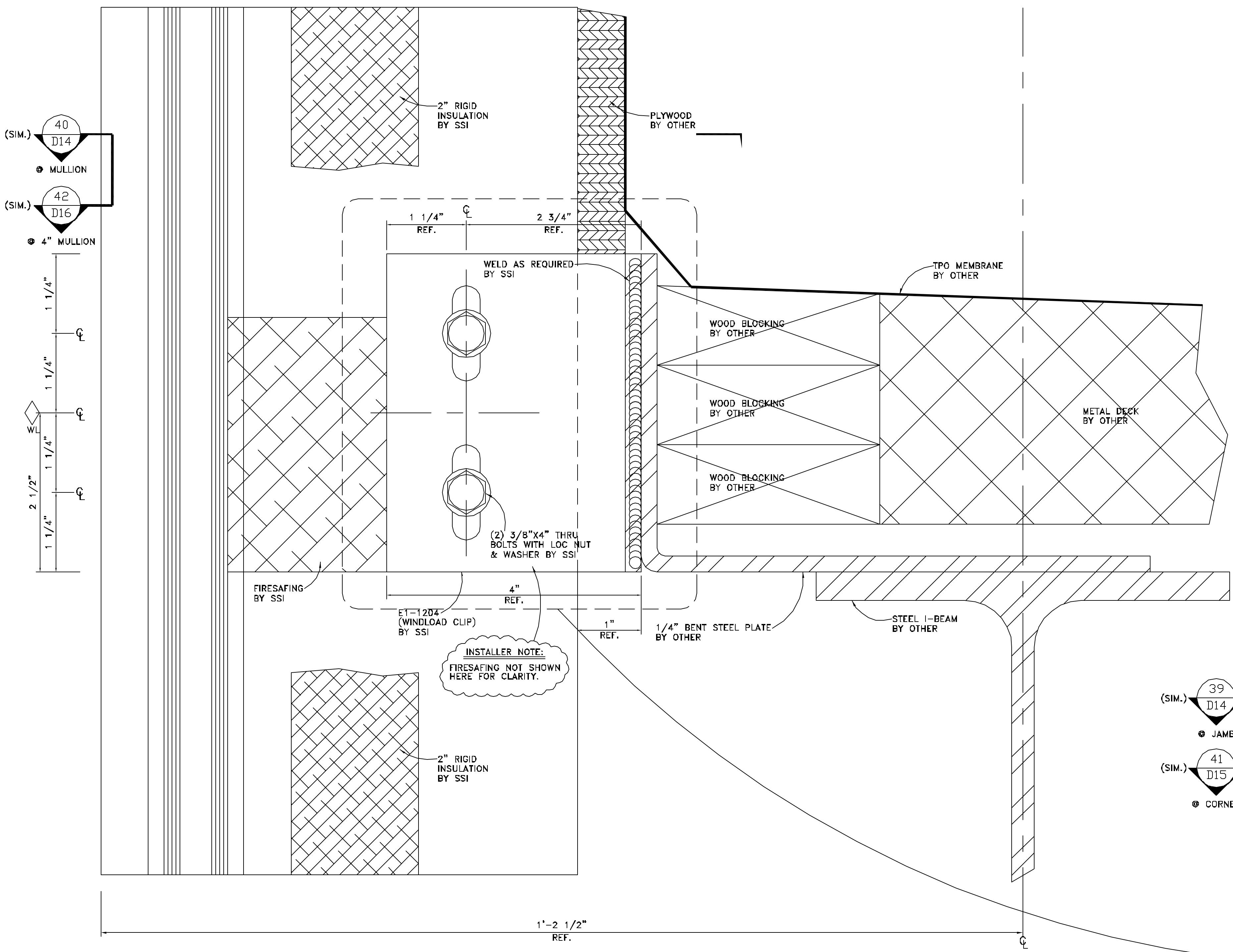
NO.	REVISION	ISSUE DATE	BY	CHK BY

ARCHITECT NAME AND LOCATION:
WAKEFIELD BEASLEY & ASSOCIATES
 5155 PEACHTREE PARKWAY
 BUILDING 300, SUITE 322D
 NORCROSS, GA 30092

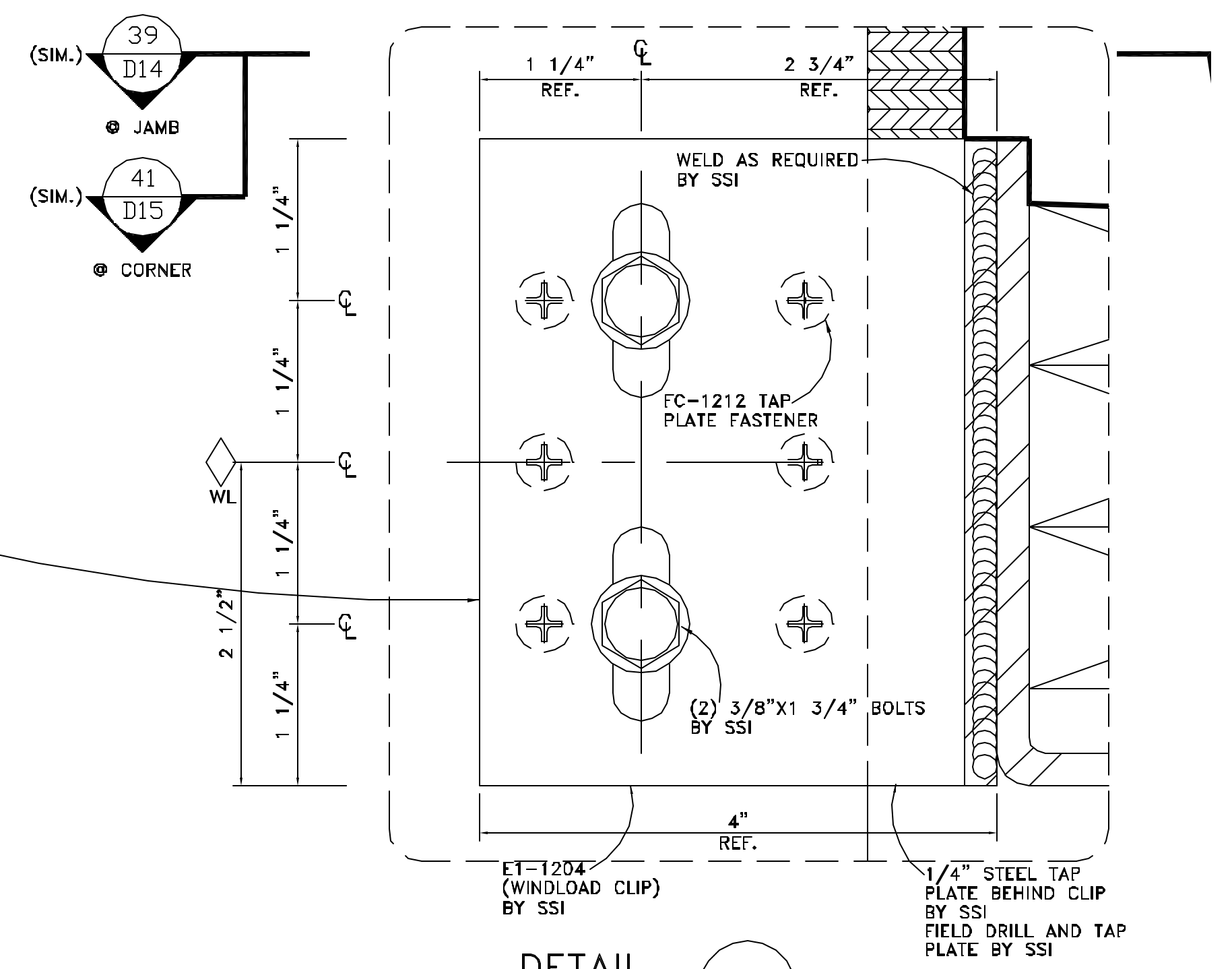
CUSTOMER NAME AND LOCATION:
GARRARD CONSTRUCTION GROUP
 1130 HURRICANE SHOALS ROAD
 SUITE 1800
 LAWRENCEVILLE, GA 30043

PROJECT NAME AND LOCATION:
OFFICE BUILDING & PARKING DECK
 1960 SATELLITE BLVD.
 DULUTH, GEORGIA 30097

DESCRIPTION:	
SCALE:	ISSUE DATE:
FULL	10/28/08
DRAWN BY:	SHEET NO.:
BKB	
CHECKED BY:	
BKB	D11



DETAIL 33
 FULL SCALE
 ARCH. REF.: HORIZONTAL (1" TO 1")



DETAIL 34
 FULL SCALE
 ARCH. REF.: HORIZONTAL (1" TO 1") (5/A.422)

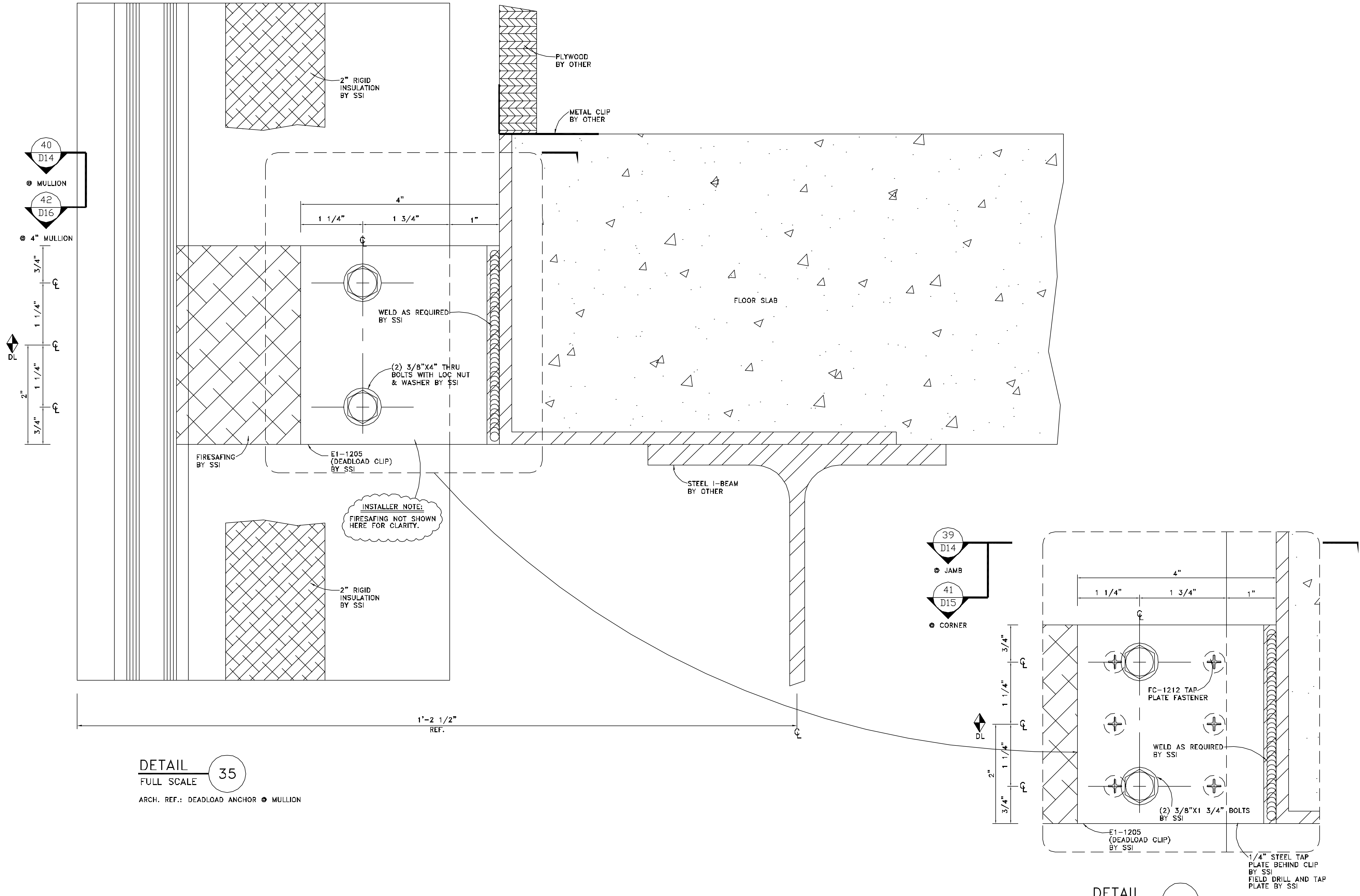
NO.	REVISION	ISSUE DATE	BY	CHKD BY

ARCHITECT NAME AND LOCATION:
WAKEFIELD BEASLEY & ASSOCIATES
 5155 PEACHTREE PARKWAY
 BUILDING 300, SUITE 322D
 NORCROSS, GA 30092

CUSTOMER NAME AND LOCATION:
GARRARD CONSTRUCTION GROUP
 1130 HURRICANE SHOALS ROAD
 SUITE 1800
 LAWRENCEVILLE, GA 30043

PROJECT NAME AND LOCATION:
OFFICE BUILDING & PARKING DECK
 1960 SATELLITE BLVD.
 DULUTH, GEORGIA 30097

DESCRIPTION:	
DETAILS	
SCALE:	ISSUE DATE:
FULL	10/28/08
DRAWN BY:	SHEET NO.:
BKB	
CHECKED BY:	
BKB	D12



NO.	REVISION	ISSUE DATE	BY	CHKD BY

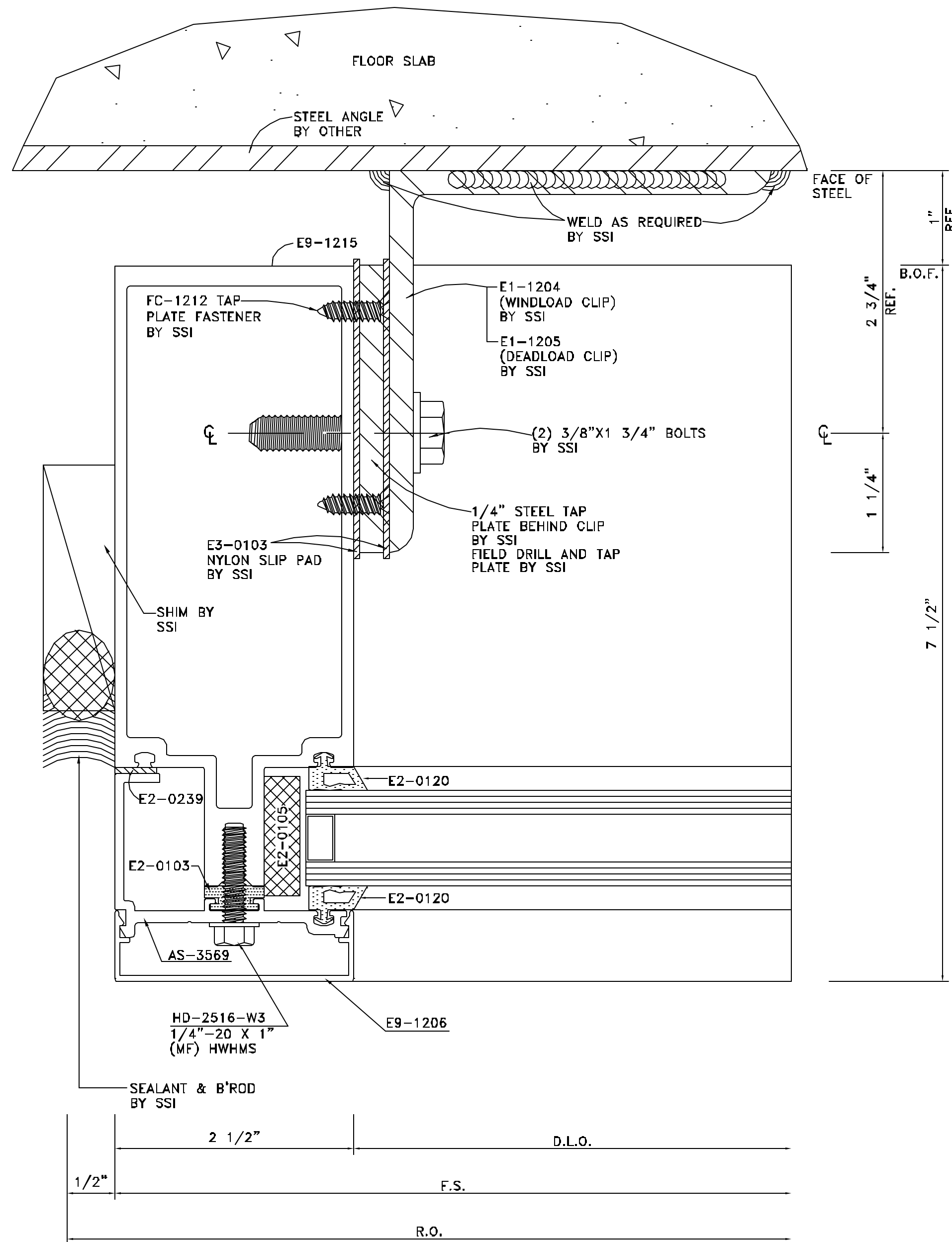
ARCHITECT NAME AND LOCATION:
WAKEFIELD BEASLEY & ASSOCIATES
 5155 PEACHTREE PARKWAY
 BUILDING 300, SUITE 322D
 NORCROSS, GA 30092

CUSTOMER NAME AND LOCATION:
GARRARD CONSTRUCTION GROUP
 1130 HURRICANE SHOALS ROAD
 SUITE 1800
 LAWRENCEVILLE, GA 30043

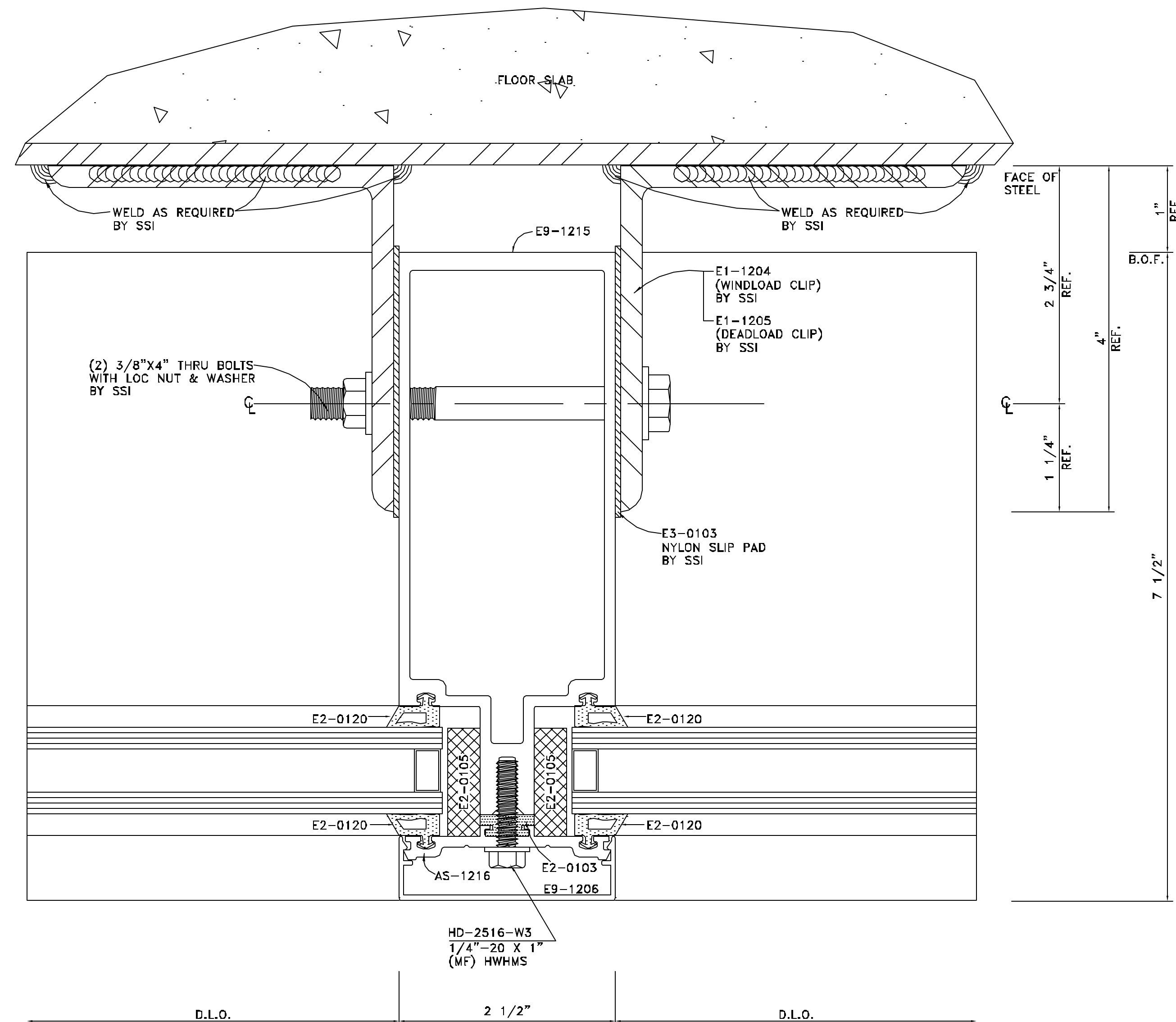
PROJECT NAME AND LOCATION:
OFFICE BUILDING & PARKING DECK
 1960 SATELLITE BLVD.
 DULUTH, GEORGIA 30097

DESCRIPTION: DETAILS

SCALE: FULL	ISSUE DATE: 10/28/08
DRAWN BY: BKB	SHEET NO.: D14
CHECKED BY: BKB	



DETAIL 39
 FULL SCALE
 ARCH. REF.: ANCHOR SECTION • JAMB



DETAIL 40
 FULL SCALE
 ARCH. REF.: ANCHOR SECTION • MULLION

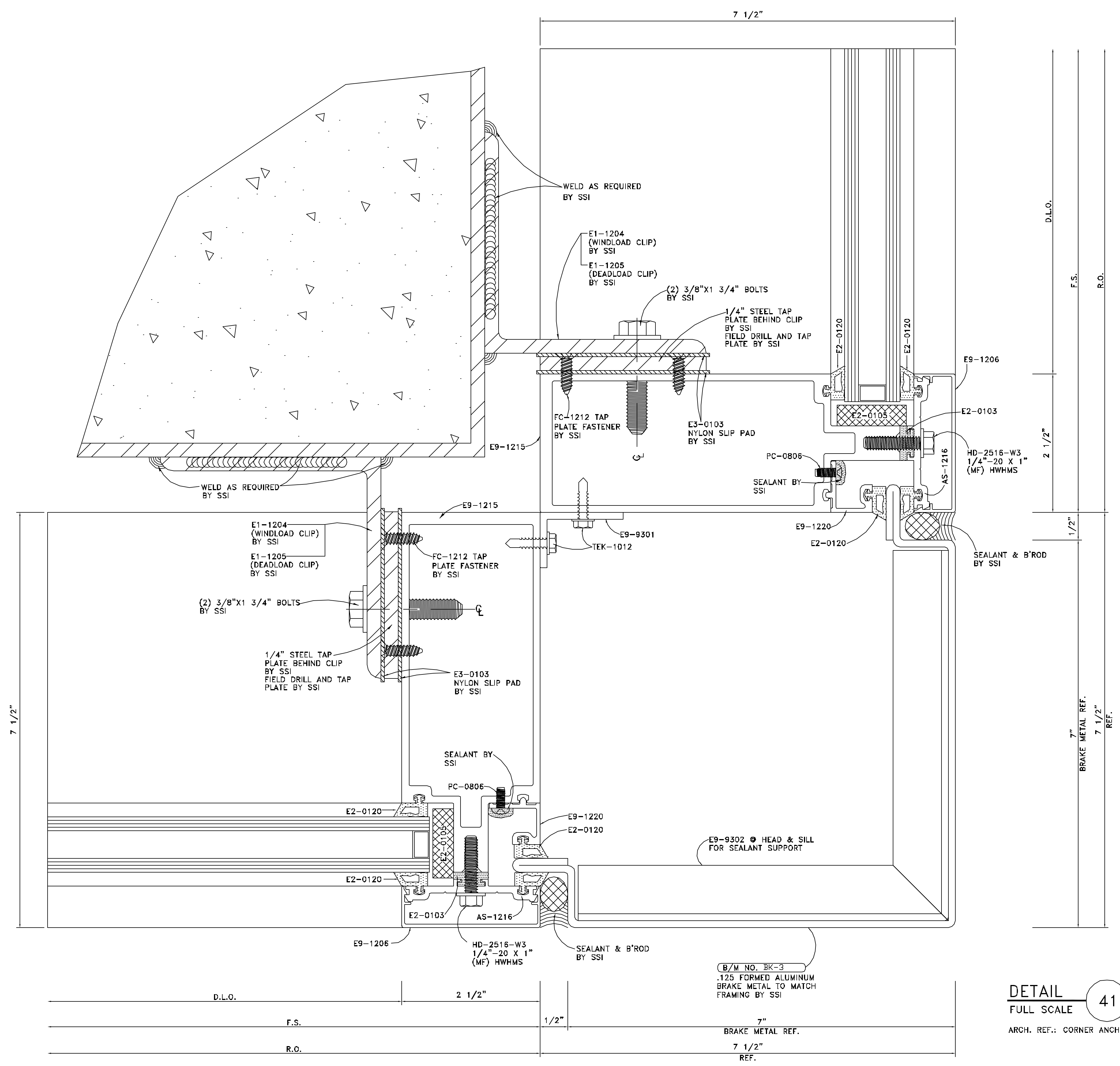
NO.	REVISION	ISSUE DATE	BY	CHK BY

ARCHITECT NAME AND LOCATION:
WAKEFIELD BEASLEY & ASSOCIATES
 5155 PEACHTREE PARKWAY
 BUILDING 300, SUITE 3220
 NORCROSS, GA 30092

CUSTOMER NAME AND LOCATION:
GARRARD CONSTRUCTION GROUP
 1130 HURRICANE SHOALS ROAD
 SUITE 1800
 LAWRENCEVILLE, GA 30043

PROJECT NAME AND LOCATION:
OFFICE BUILDING & PARKING DECK
 1960 SATELLITE BLVD.
 DULUTH, GEORGIA 30097

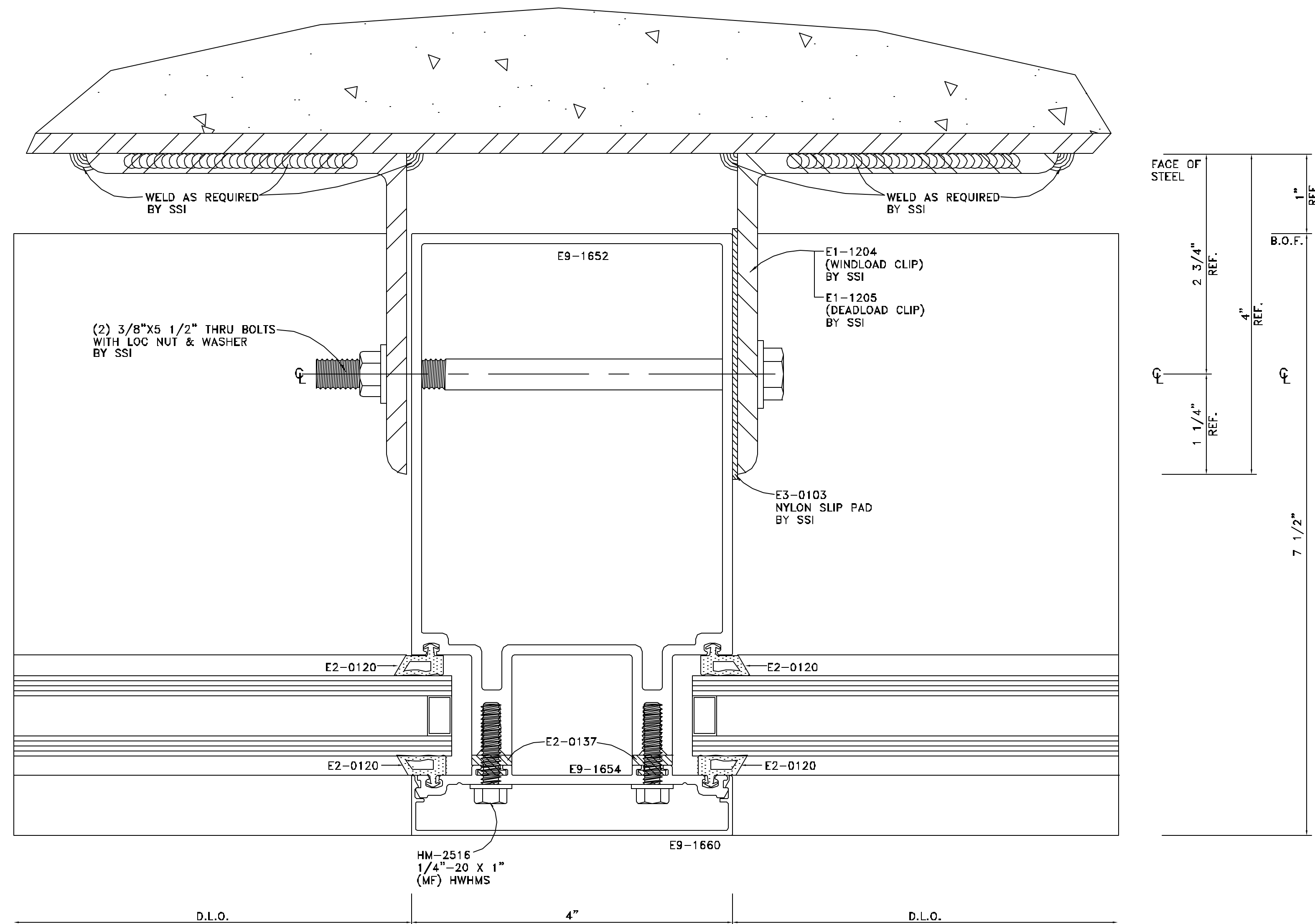
DESCRIPTION:	
SCALE:	ISSUE DATE:
FULL	10/28/08
DRAWN BY:	SHEET NO.:
BKB	
CHECKED BY:	
BKB	



DETAIL 41
 FULL SCALE

ARCH. REF.: CORNER ANCHOR SECTION

NO.	REVISION	ISSUE DATE	BY	CHK BY



DETAIL 42
FULL SCALE

ARCH. REF.: 4" MULLION ANCHOR SECTION

ARCHITECT NAME AND LOCATION:
WAKEFIELD BEASLEY & ASSOCIATES
 5155 PEACHTREE PARKWAY
 BUILDING 300, SUITE 3220
 NORCROSS, GA 30092

CUSTOMER NAME AND LOCATION:
GARRARD CONSTRUCTION GROUP
 1130 HURRICANE SHOALS ROAD
 SUITE 1800
 LAWRENCEVILLE, GA 30043

PROJECT NAME AND LOCATION:
OFFICE BUILDING & PARKING DECK
 1960 SATELLITE BLVD.
 DULUTH, GEORGIA 30097

DESCRIPTION:	
DETAILS	
SCALE: FULL	ISSUE DATE: 10/28/08
DRAWN BY: BKB	SHEET NO.:
CHECKED BY: BKB	D16

NO.	REVISION	ISSUE DATE	BY	CHK BY

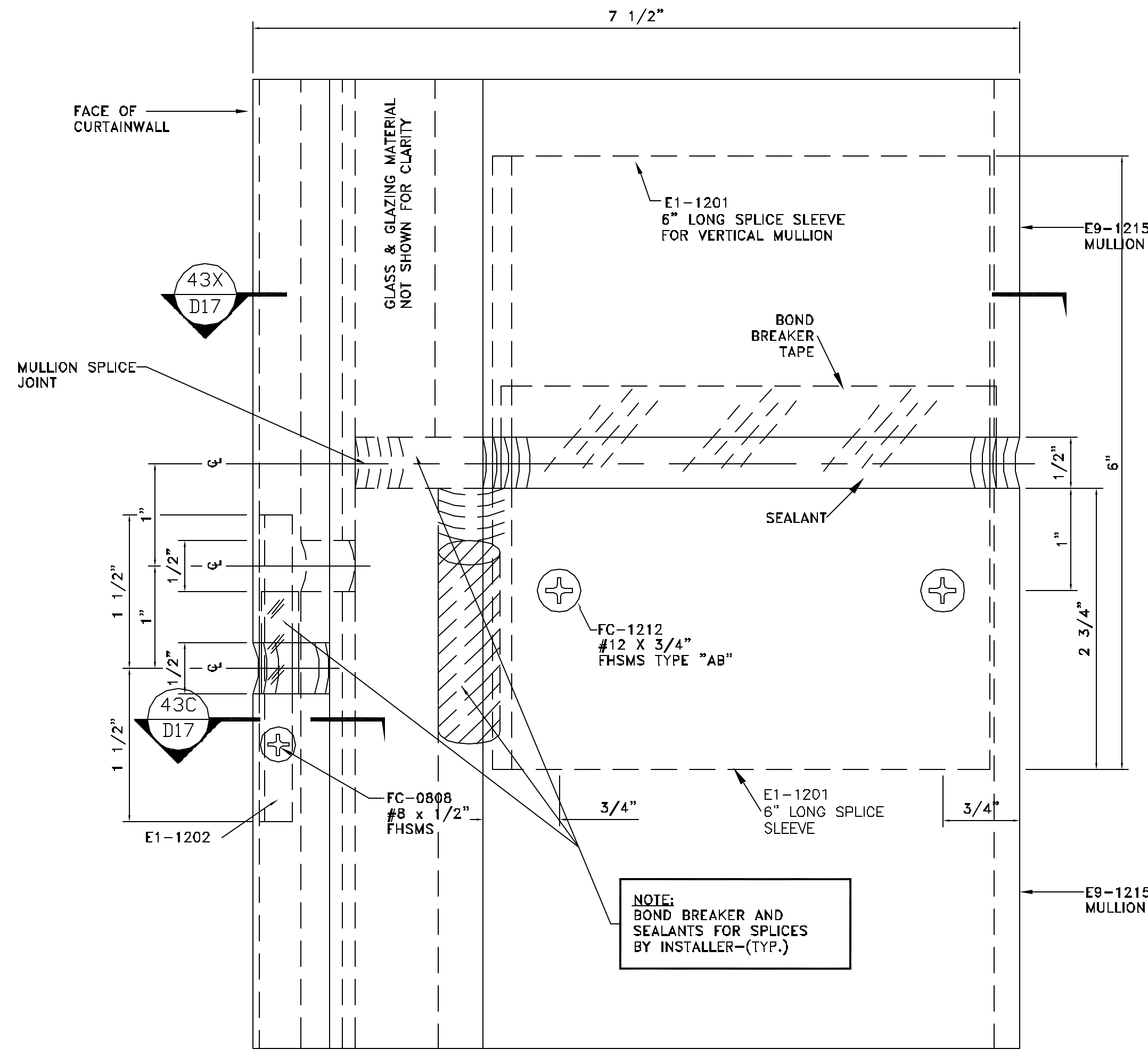
ARCHITECT NAME AND LOCATION:
WAKEFIELD BEASLEY & ASSOCIATES
 5155 PEACHTREE PARKWAY
 BUILDING 300, SUITE 322D
 NORCROSS, GA 30092

CUSTOMER NAME AND LOCATION:
GARRARD CONSTRUCTION GROUP
 1130 HURRICANE SHOALS ROAD
 SUITE 1800
 LAWRENCEVILLE, GA 30043

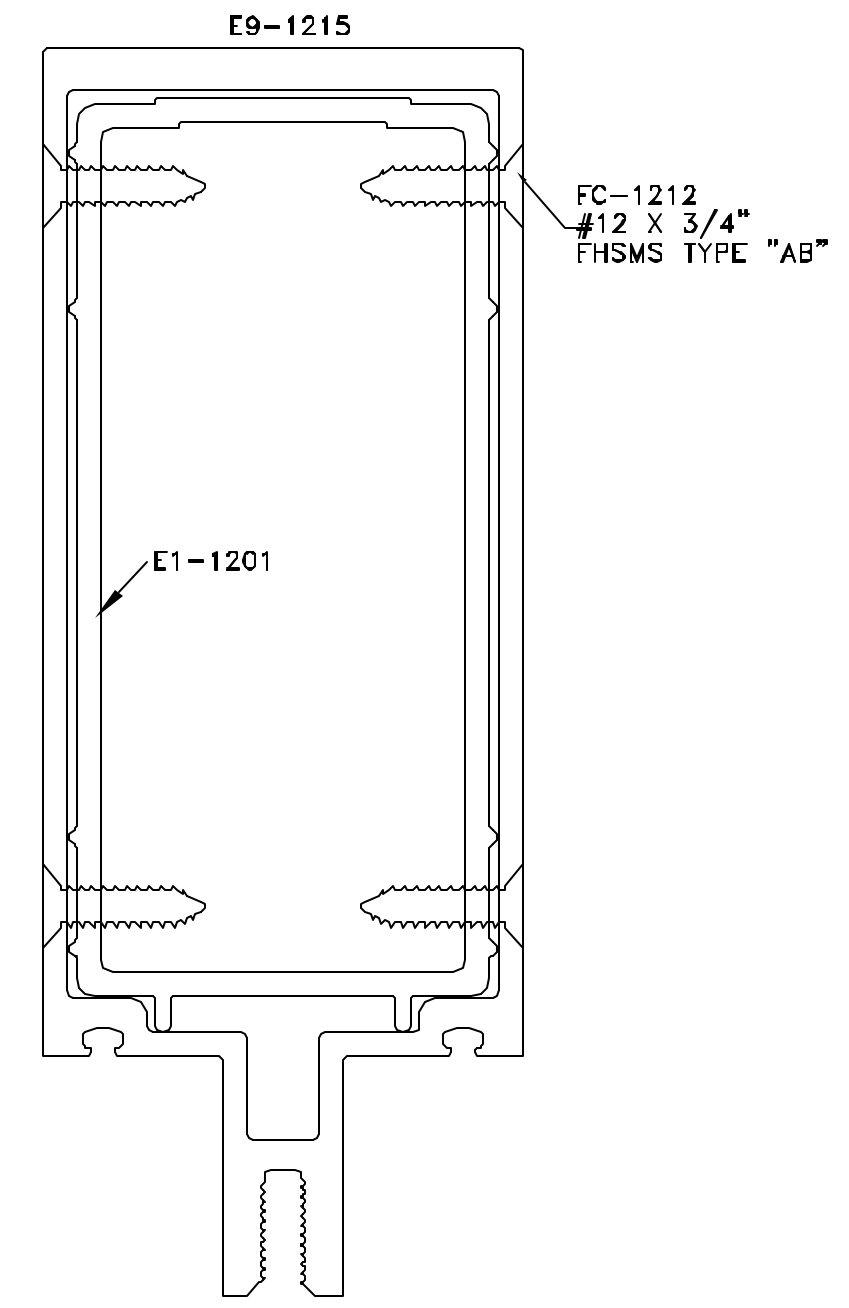
PROJECT NAME AND LOCATION:
OFFICE BUILDING & PARKING DECK
 1960 SATELLITE BLVD.
 DULUTH, GEORGIA 30097

DESCRIPTION: DETAILS

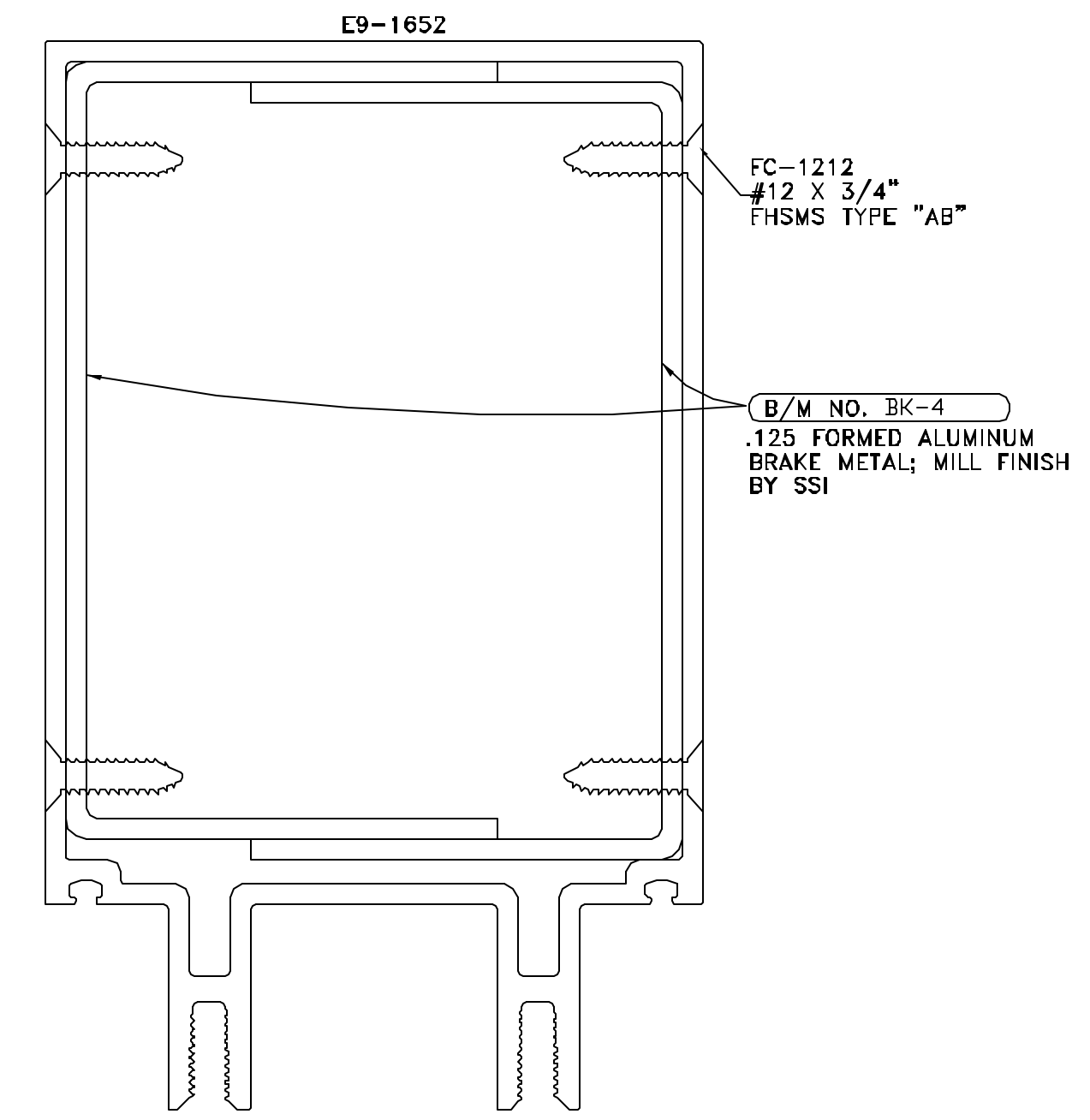
SCALE: FULL	ISSUE DATE: 10/28/08
DRAWN BY: BKB	SHEET NO.:
CHECKED BY: BKB	D17



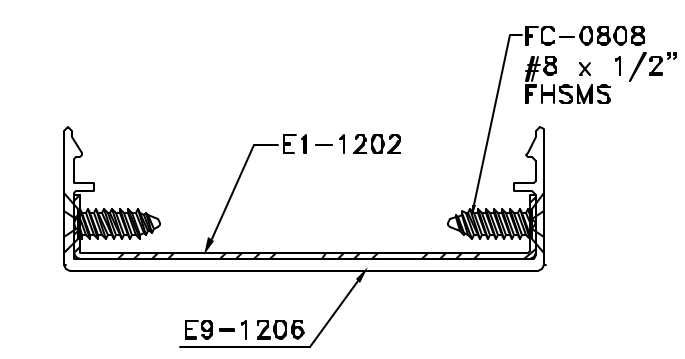
DETAIL 43
 FULL SCALE
 ARCH. REF.: MULLION SPLICE



DETAIL 43A
 FULL SCALE
 ARCH. REF.: MULLION SPLICE SECTION



DETAIL 43B
 FULL SCALE
 ARCH. REF.: MULLION SPLICE SECTION



DETAIL 43C
 FULL SCALE
 ARCH. REF.: COVER SPLICE SECTION