

# OAK VIEW III

## ALPHARETTA, GEORGIA

### GENERAL NOTES

**FRAMING:**  
 YKK YWE-60T (2 1/4"x6") FOR 1" GLASS  
 YKK YCW-750 (2 1/2"x10 1/2") FOR 1" GLASS  
 YKK 20D NARROW STILE DOORS FOR 1/4" GLASS

**FINISH:** PAINTED: LINTEL "SILVER" FLUROPAN CLASSIC II LT280091

**WINDLOAD:** ? PSF  
 ? PSF @ CORNERS

**DEFLECTION:** L/175 OF SPAN OR 3/4" (MAX)

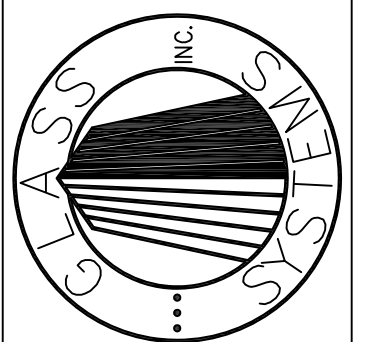
**GLASS SCHEDULE:**

GLASS LEGEND	
(A)	1" INSULATED CLEAR VIRACON VRE 1-54 LOW-E HEAT STRENGTHENED EXTERIOR: 1/4" CLEAR "SOLARSCREEN VRE1-54 ON NO. 2 SURFACE" HEAT STRENGTHENED 1/2" AIR SPACE INTERIOR: 1/4" CLEAR ANNEALED
* (B)	1" INSULATED SPANDREL: "VIRASPAN V903CR ON NO. 2 SURFACE" WITH SUBDUED GRAY OPACIFER
(C)	1" INSULATED CLEAR VIRACON VRE 1-54 LOW-E TEMPERED EXTERIOR: 1/4" CLEAR "SOLARSCREEN VRE1-54 ON NO.2 SURFACE" TEMPERED 1/2" AIR SPACE INTERIOR: 1/4" CLEAR TEMPERED
(D)	1/4" CLEAR GLASS
(E)	1/4" CLEAR TEMPERED GLASS

PAGE COUNT	
COVER	C1 TO C2
PLANS	K1 TO K8
ELEVATIONS	E1 TO E7
DETAILS	D1 TO D13

**TOTAL PAGES:** 30

**GLASS SYSTEMS, INC.**  
 6655 Marbut Road  
 Lithonia, GA 30058  
 Tel 770 482-5252 Fax 770 482-7438



PROJECT  
 OAK VIEW III  
 ALPHARETTA, GEORGIA

COVER

PROJECT NO.  
 XXXXX

DRAWN DATE  
 BKB 02/01/08

SCALE  
 FULL SIZE

FILE NO.  
 C1.DWG

SHEET  
 C1

## DOOR AND HARDWARE SCHEDULE

HARDWARE SET		HW-AL-2		
ARCHITECTS ENTRANCE NUMBER		109		
FRAME		YWE-60T		
DOOR TYPE (STYLE)		20D NARROW		
PAIR OR SINGLE		SINGLE		
ELEVATION		K/E5		
DOOR SWING		RHR		
ITEM #	HARDWARE DESCRIPTION	CODE		
1	1 SET PIVOTS - BOMMER 7212	▲		
2	2 INT. PIVOTS - BOMMER 7212-3108	▲		
3	1 EXIT DEVICE - 8800 ADAMS RITE US32D	▲		
4	1 CYLINDER - SCHLAGE 20-022 626	▲		
5	1 CLOSER - LCN 2030-2030-160-BUMPER	▲		
6	1 ELECTROMAGNETIC LOCK - SCHLAGE 390 X MBS	▲		
7	1 PULL - ROCKWOOD BF157 X TYPE 11 MOUNT	●		
8	1 MONITOR SWITCH - 1076W	△		
9	1 POWER SUPPLY - LOCKNETICS 510 X TDM X EIR X DCM X CRM X SBP-2	△		
10	1 MOTION SENSOR - LOCKNETICS SCAN II-W	△		
11	1 EXIT SWITCH - LOCKNETICS 621/621NS-AS REQUIRED FOR LOCATION	△		
12	1 THRESHOLD - PEMKO 193A (RIP TO 5") X 196A WELDED ONE SIDE	●		
13	1 SWEEP STRIP - YKK BOTOM RAIL WEATHER STRIP H-7107	■		
14	1 CARD READER - PROVIDED BY SECURITY/ACCESS CONTROL CONTRACTOR	△		
15	1 WIRING DIAGRAM POINT TO POINT	△		

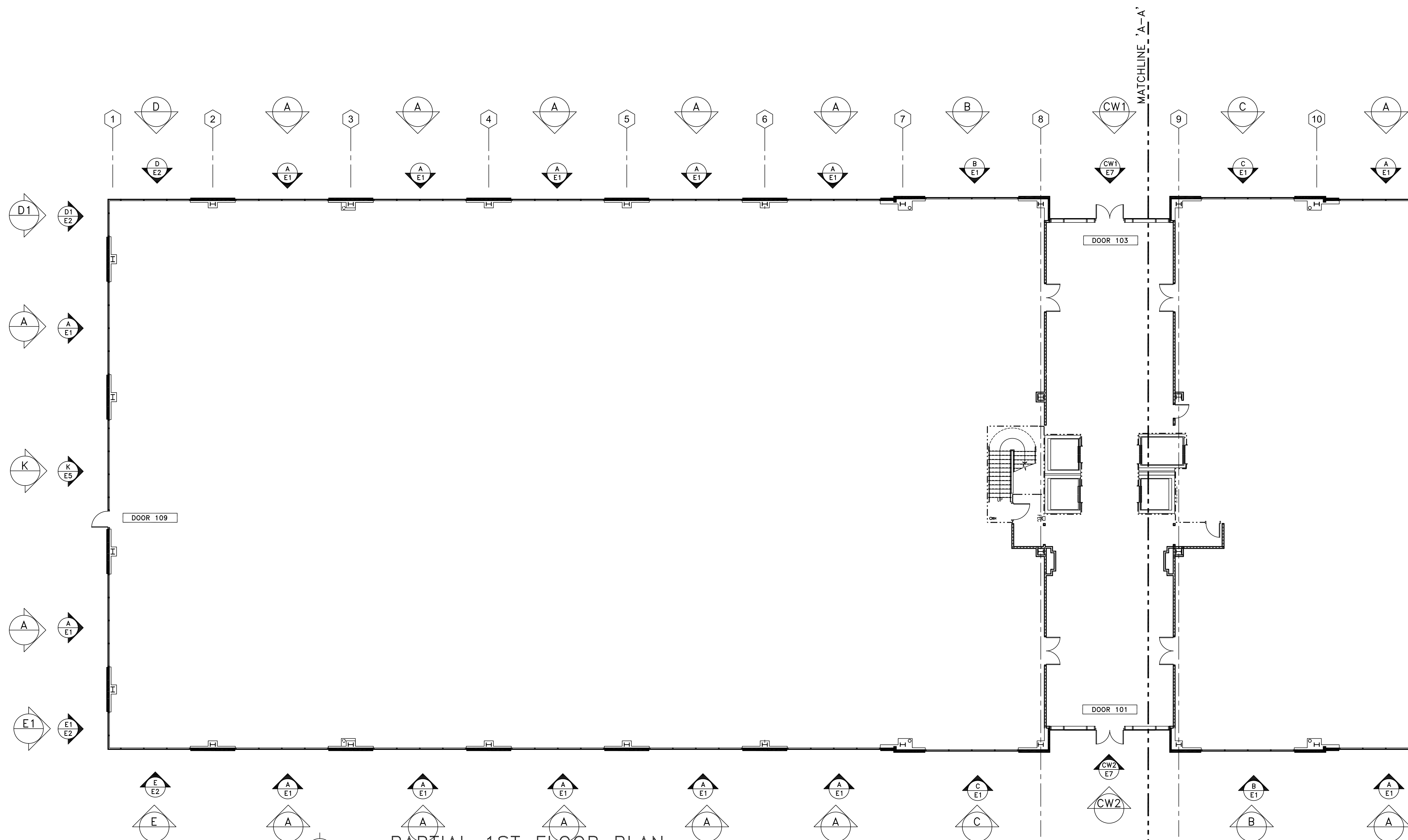
HARDWARE SET		HW-AL-1	HW-AL-1	
ARCHITECTS ENTRANCE NUMBER		103	101	
FRAME		YCW 750	YCW 750	
DOOR TYPE (STYLE)		20D NARROW	20D NARROW	
PAIR OR SINGLE		PAIR	PAIR	
ELEVATION		CW1/E7	CW2/E7	
DOOR SWING		LHR/RHR	LHR/RHR	
ITEM #	HARDWARE DESCRIPTION	CODE		
1	2 SET PIVOTS - BOMMER 7212	▲		
2	4 INT. PIVOTS - BOMMER 7212-3108	▲		
3	1 ELECTROMAGNETIC LOCK - SCHLAGE 392 X MBS	▲		
4	2 PUSH/PULLS - ROCKWOOD-ALLOW \$1800.00 EACH SET	●		
5	2 CLOSERS - LCN 2030-2030-169-BUMPER	▲		
6	1 THRESHOLD - PEMKO 193A (RIP TO 5") X 196A WELDED ON ONE SIDE	●		
7	2 MONITOR SWITCHES - 1076W	△		
8	1 POWER SUPPLY - LOCKNETICS 510 X TDM X EIR X DCM X CRM X SBP-2	△		
9	1 MOTION SENSOR - LOCKNETICS SCAN II-W	△		
10	1 EXIT SWITCH - LOCKNETICS 621NS	△		
11	2 FLUSH BOLTS - YKK STANDARD LEVER TYPE H-4101	▲		
12	2 SWEEP STRIPS - YKK BOTOM RAIL WEATHER STRIP H-7107	■		
13	1 CARD READER - PROVIDED BY SECURITY/ACCESS CONTROL CONTRACTOR	△		
14	1 WIRING DIAGRAM POINT TO POINT	△		

	HARDWARE FURNISHED BY "CODE"		
* PLEASE VERIFY HARDWARE SCHEDULE	HARDWARE FURNISHED AND FABRICATED BY YKK/SHIPPED LOOSE FOR FIELD INSTALLATION.	●	HARDWARE FURNISHED BY OTHERS/PREP. AND APPLICATION BY YKK.
	HARDWARE FURNISHED AND APPLIED BY YKK.	▲	HARDWARE FURNISHED & APPLIED BY OTHERS.
	HARDWARE FURNISHED BY YKK/SHIPPED LOOSE FOR FIELD APPLICATION.	■	HARDWARE FURNISHED BY OTHERS AND APPLIED BY OTHERS w/PREP. BY YKK.
		○	
		△	
		□	


**GLASS SYSTEMS, INC.**  
 6655 Marbut Road  
 Lithonia, GA 30058  
 Tel 770 482-5252 Fax 770 482-7438

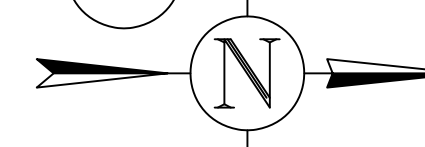
PROJECT  
 OAK VIEW III  
 ALPHARETTA, GEORGIA  
 COVER

PROJECT NO.  
 XXXXX  
 DRAWN  
 BKB  
 DATE  
 02/01/08  
 SCALE  
 FULL SIZE  
 FILE NO.  
 C2.DWG  
 SHEET  
 C2

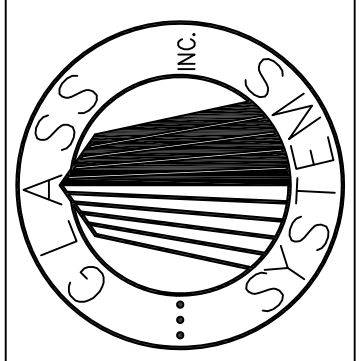


**PARTIAL 1ST FLOOR PLAN**

SCALE: 3/32"=1'-0"  
 ARCH. REF.: A1-01A; A1-01B



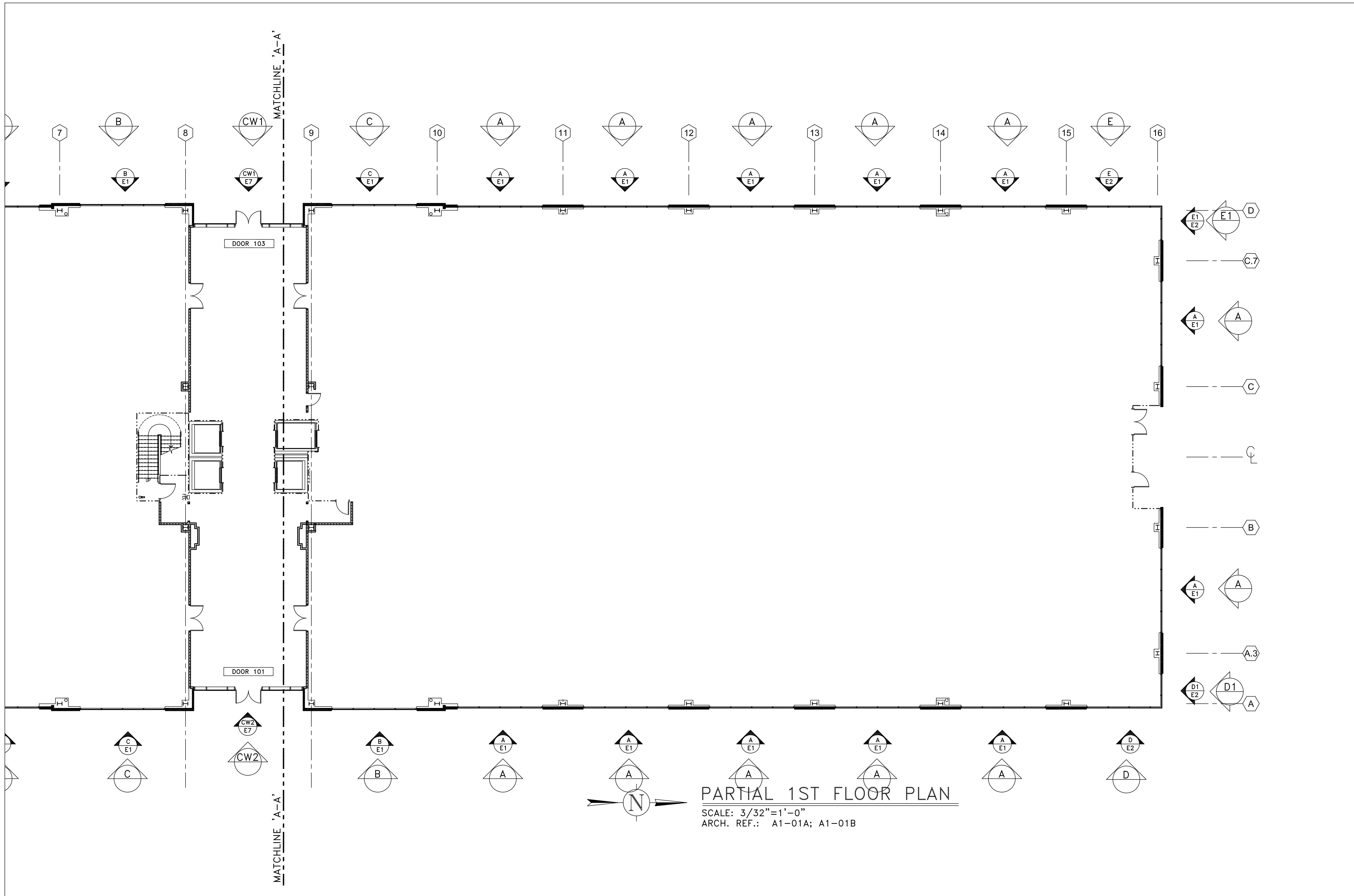
**GLASS SYSTEMS, INC.**  
 6655 Marbut Road  
 Lithonia, GA 30058  
 Tel 770 482-5232 Fax 770 482-7438



PROJECT  
 OAK VIEW III  
 ALPHARETTA, GEORGIA

PROJECT NO.  
 XXXXX  
 DRAWN DATE  
 BKB 02/01/08  
 SCALE  
 3/32"=1'-0"  
 FILE NO.  
 K1.DWG  
 SHEET  
 K1

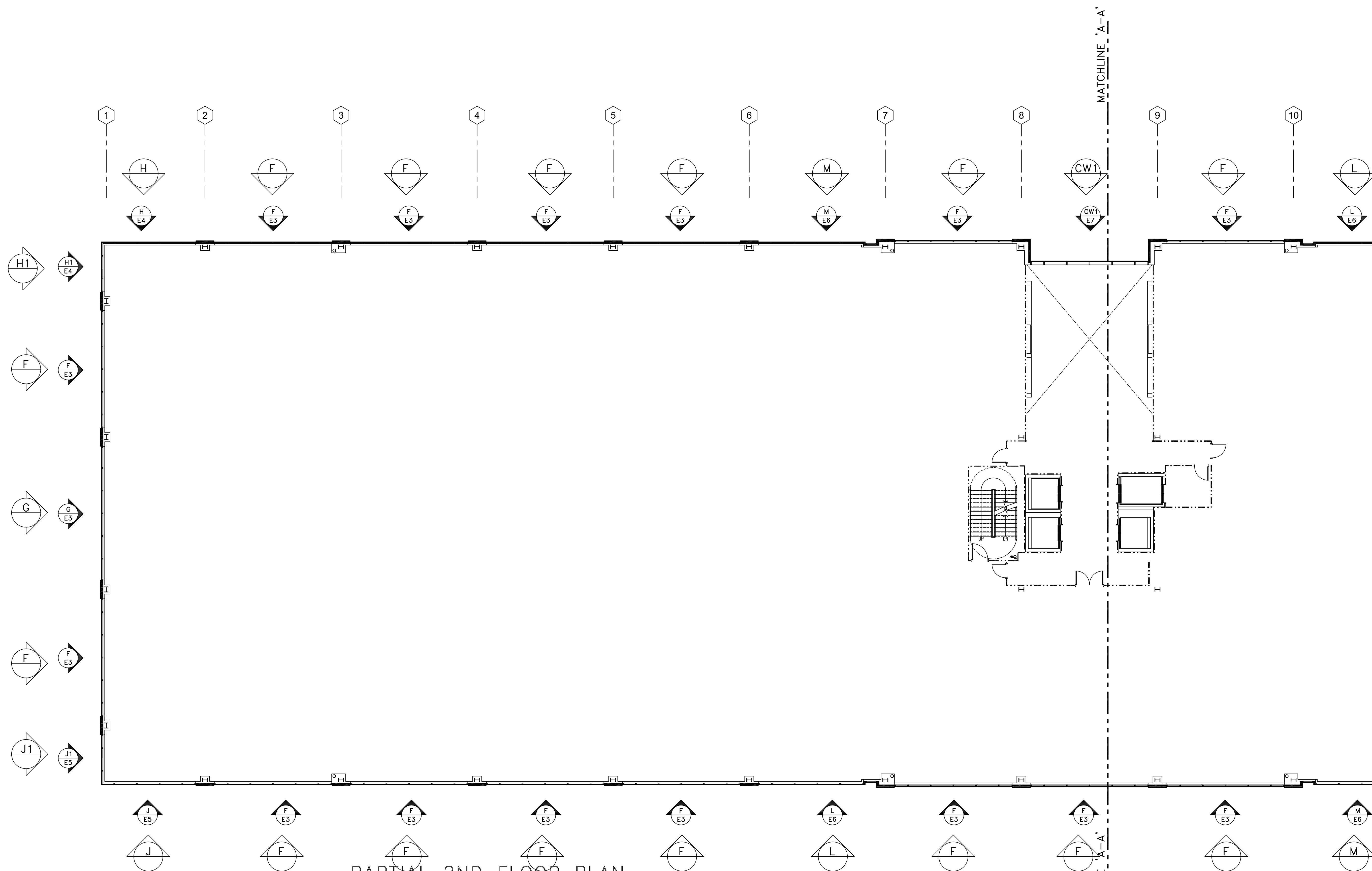
DETAILS



**PARTIAL 1ST FLOOR PLAN**

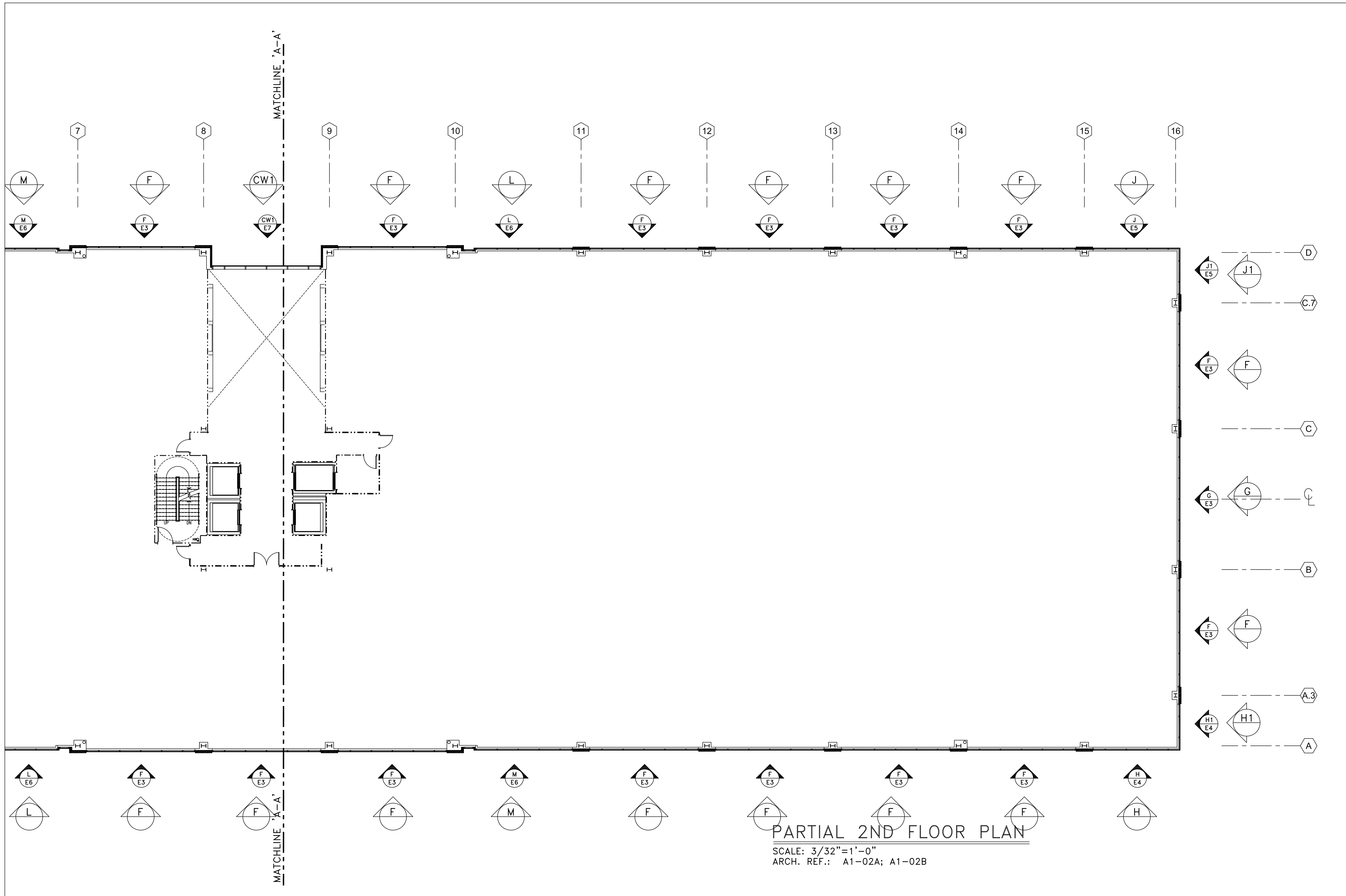
SCALE: 3/32"=1'-0"  
 ARCH. REF.: A1-01A; A1-01B

<p><b>GLASS SYSTEMS, INC.</b>          6655 Marbut Road          Lithonia, GA 30058          Tel 770 482-5252 Fax 770 482-7438</p> 	
<p>PROJECT          OAK VIEW III          ALPHARETTA, GEORGIA</p>	<p>PROJECT NO.          XXXXX</p>
<p>DRAWN          BKB</p>	<p>DATE          02/01/08</p>
<p>SCALE          3/32"=1'-0"</p>	
<p>FILE NO.          K2.DWG</p>	
<p>SHEET          K2</p>	



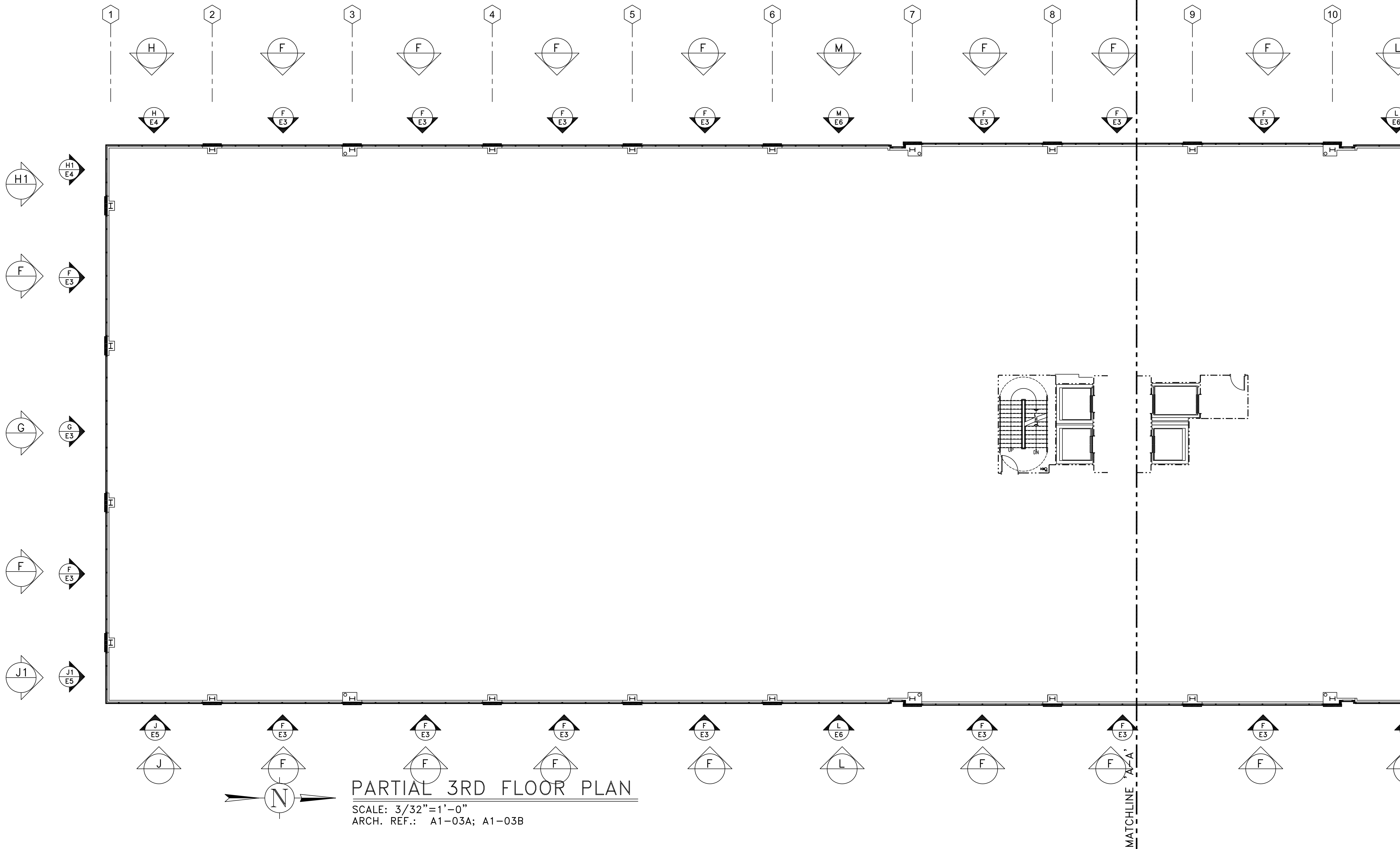
**PARTIAL 2ND FLOOR PLAN**  
 SCALE: 3/32" = 1'-0"  
 ARCH. REF.: A1-02A; A1-02B

<p><b>GLASS SYSTEMS, INC.</b>          6655 Marbut Road          Lithonia, GA 30058          Tel 770 482-5252 Fax 770 482-7438</p> 	
<p>PROJECT: OAK VIEW III          ALPHARETTA, GEORGIA</p>	
PROJECT NO. XXXXX	DATE 02/01/08
DRAWN BKB	SCALE 3/32" = 1'-0"
FILE NO. K3.DWG	SHEET K3



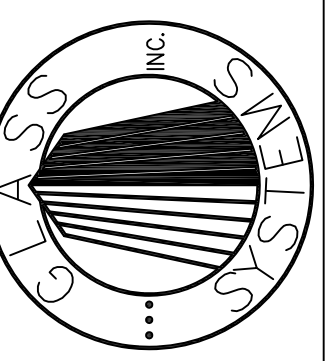
**PARTIAL 2ND FLOOR PLAN**  
 SCALE: 3/32"=1'-0"  
 ARCH. REF.: A1-02A; A1-02B

<p><b>GLASS SYSTEMS, INC.</b>          6655 Marbut Road          Lithonia, GA 30058          Tel 770 482-5252 Fax 770 482-7438</p>	
<p>PROJECT          OAK VIEW III          ALPHARETTA, GEORGIA</p>	<p>DETAILS</p>
<p>PROJECT NO.          XXXXX</p>	<p>DATE          02/01/08</p>
<p>DRAWN          BKB</p>	<p>SCALE          3/32"=1'-0"</p>
<p>FILE NO.          K4.DWG</p>	<p>SHEET          K4</p>



**PARTIAL 3RD FLOOR PLAN**  
 SCALE: 3/32"=1'-0"  
 ARCH. REF.: A1-03A; A1-03B

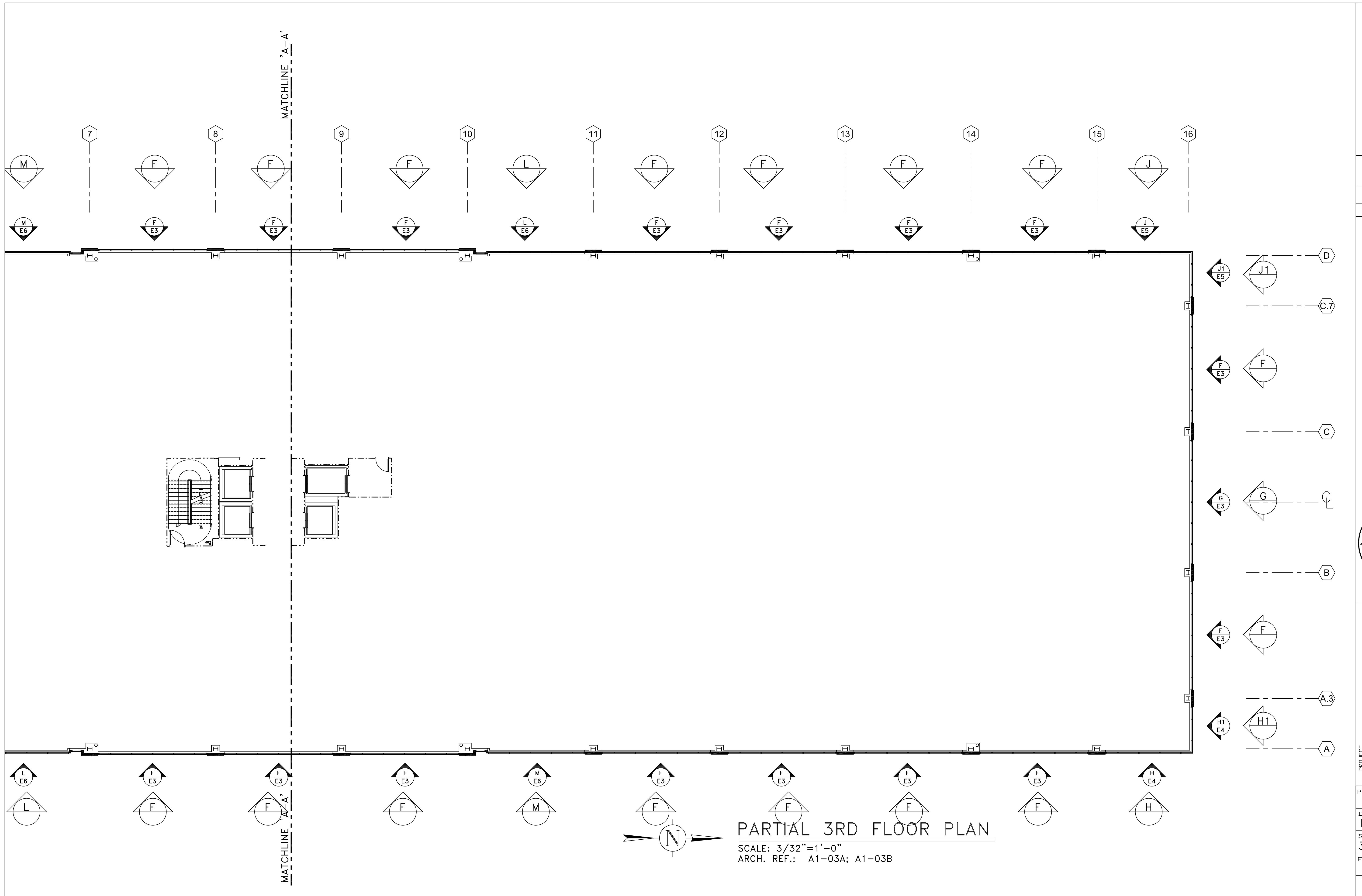
**GLASS SYSTEMS, INC.**  
 6655 Marbut Road  
 Lithonia, GA 30058  
 Tel 770 482-5252 Fax 770 482-7438



PROJECT  
 OAK VIEW III  
 ALPHARETTA, GEORGIA

PROJECT NO.	XXXXX
DRAWN	DATE
BKB	02/01/08
SCALE	
3/32"=1'-0"	
FILE NO.	
K5.DWG	
SHEET	
K5	

DETAILS



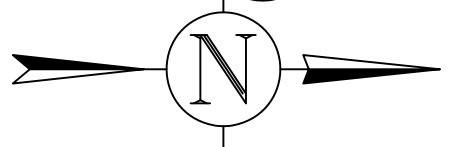
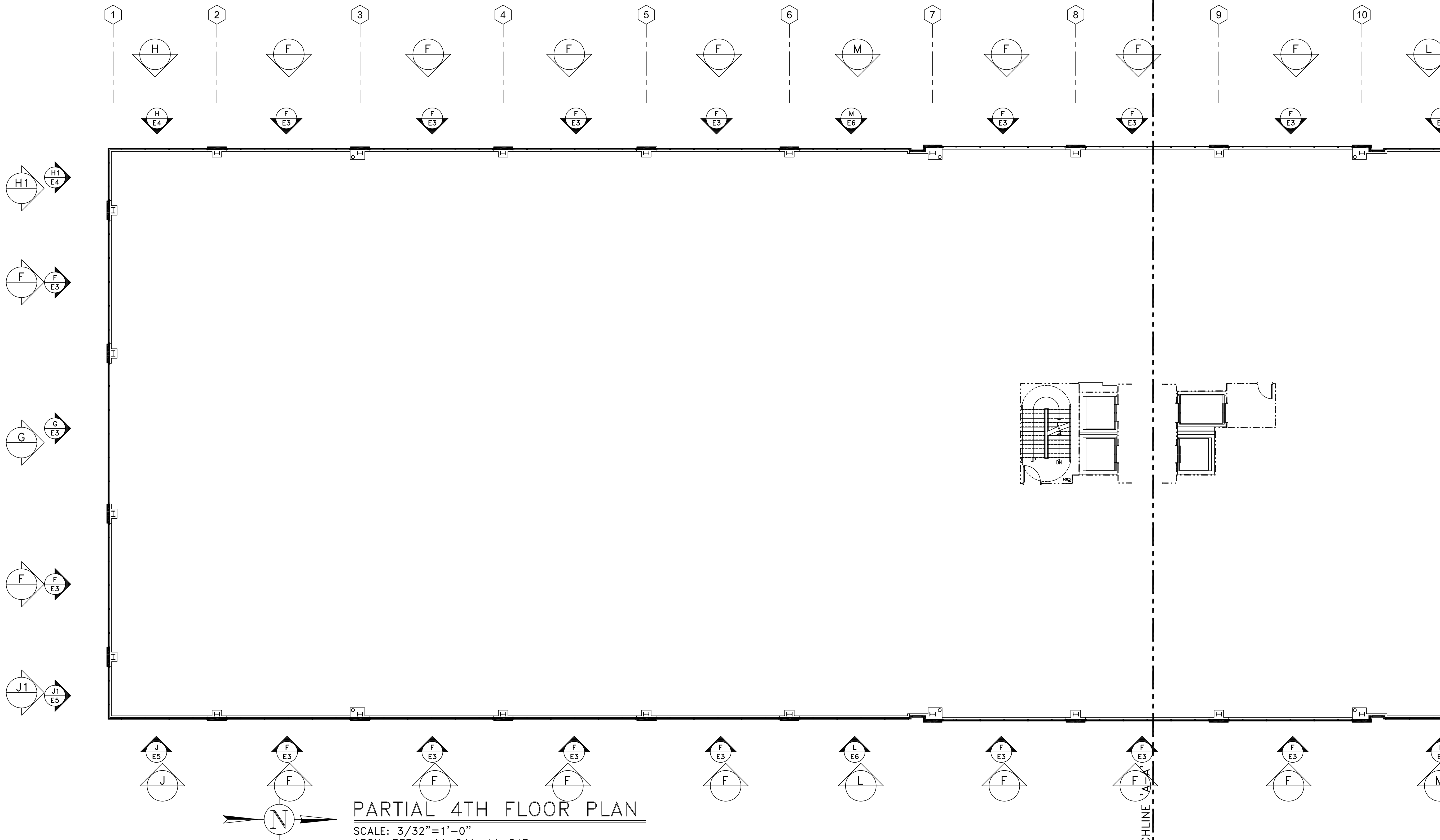
GLASS SYSTEMS, INC.  
 6655 Marbut Road  
 Lithonia, GA 30058  
 Tel 770 482-5232 Fax 770 482-7438



PROJECT: OAK VIEW III  
 ALPHARETTA, GEORGIA  
 PROJECT NO. XXXXX  
 DRAWN: BKB DATE: 02/01/08  
 SCALE: 3/32" = 1'-0"  
 FILE NO. K6.DWG  
 SHEET K6

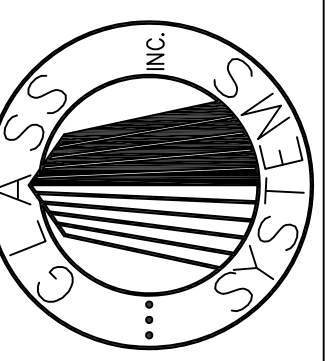
DETAILS





**PARTIAL 4TH FLOOR PLAN**  
 SCALE: 3/32"=1'-0"  
 ARCH. REF.: A1-04A; A1-04B

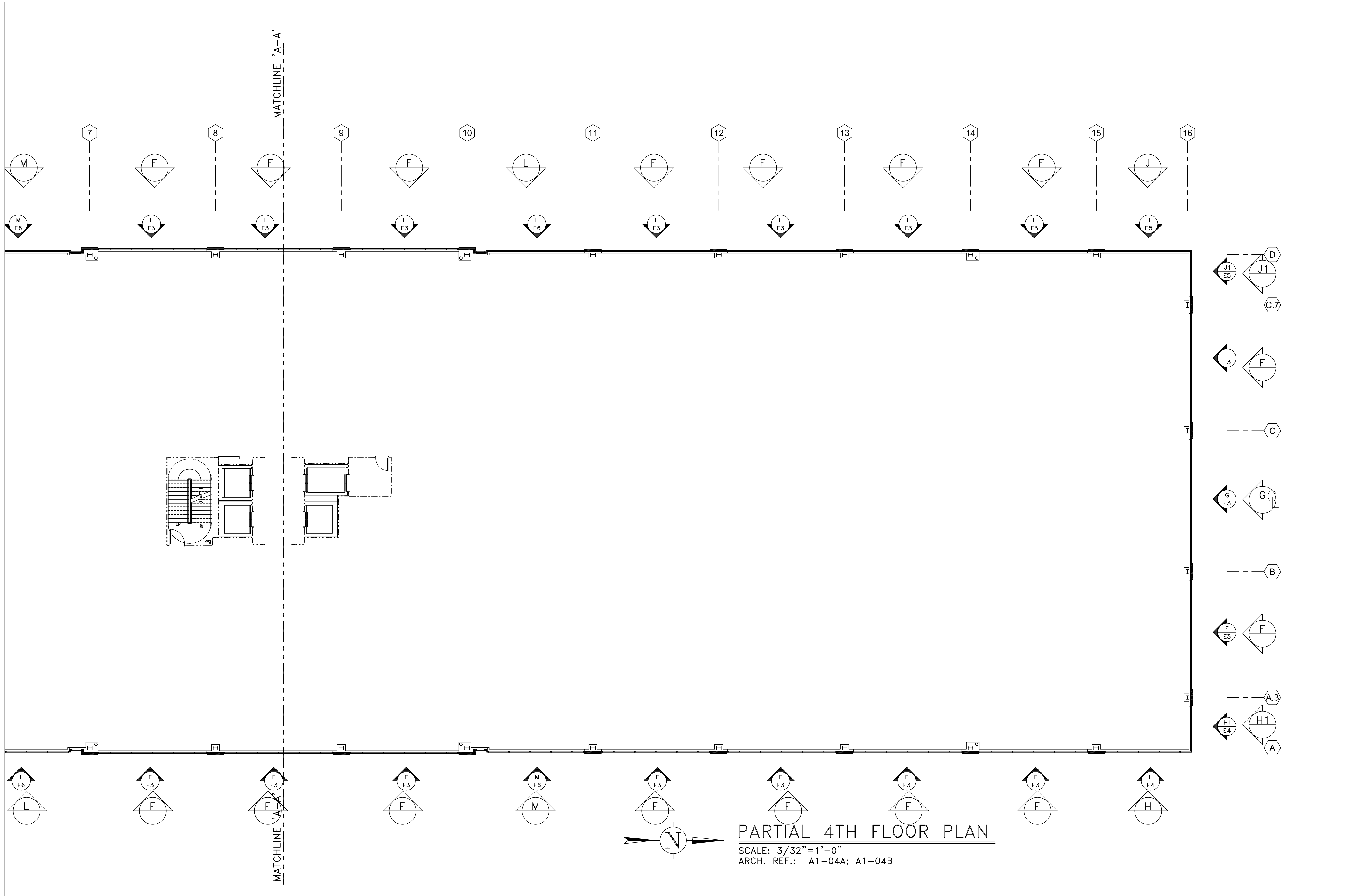
**GLASS SYSTEMS, INC.**  
 6655 Marbut Road  
 Lithonia, GA 30058  
 Tel 770 482-5252 Fax 770 482-7438



PROJECT  
**OAK VIEW III**  
 ALPHARETTA, GEORGIA

DETAILS

PROJECT NO.	XXXXX
DRAWN	DATE
BKB	02/01/08
SCALE	3/32"=1'-0"
FILE NO.	K7.DWG
SHEET	K7

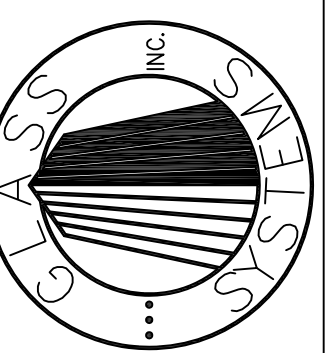


**PARTIAL 4TH FLOOR PLAN**  
 SCALE: 3/32" = 1'-0"  
 ARCH. REF.: A1-04A; A1-04B

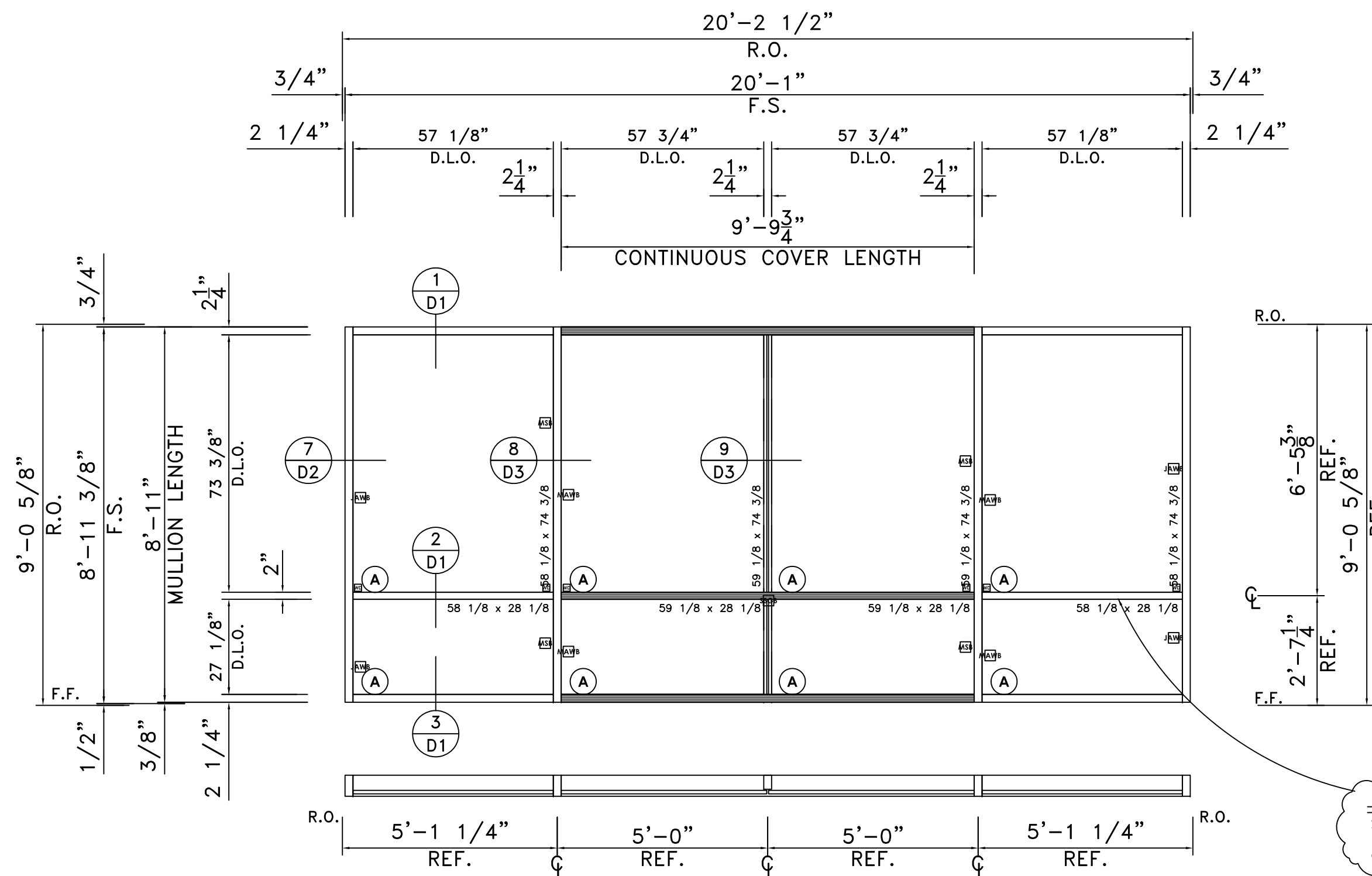

**GLASS SYSTEMS, INC.**  
 6655 Marbut Road  
 Lithonia, GA 30058  
 Tel 770 482-5252 Fax 770 482-7438

PROJECT  
**OAK VIEW III**  
**ALPHARETTA, GEORGIA**

PROJECT NO.	XXXXX
DRAWN	BKB
DATE	02/01/08
SCALE	3/32" = 1'-0"
FILE NO.	K8.DWG
SHEET	K8



DETAILS



**ELEVATION A**

SCALE: 3/8"=1'-0"

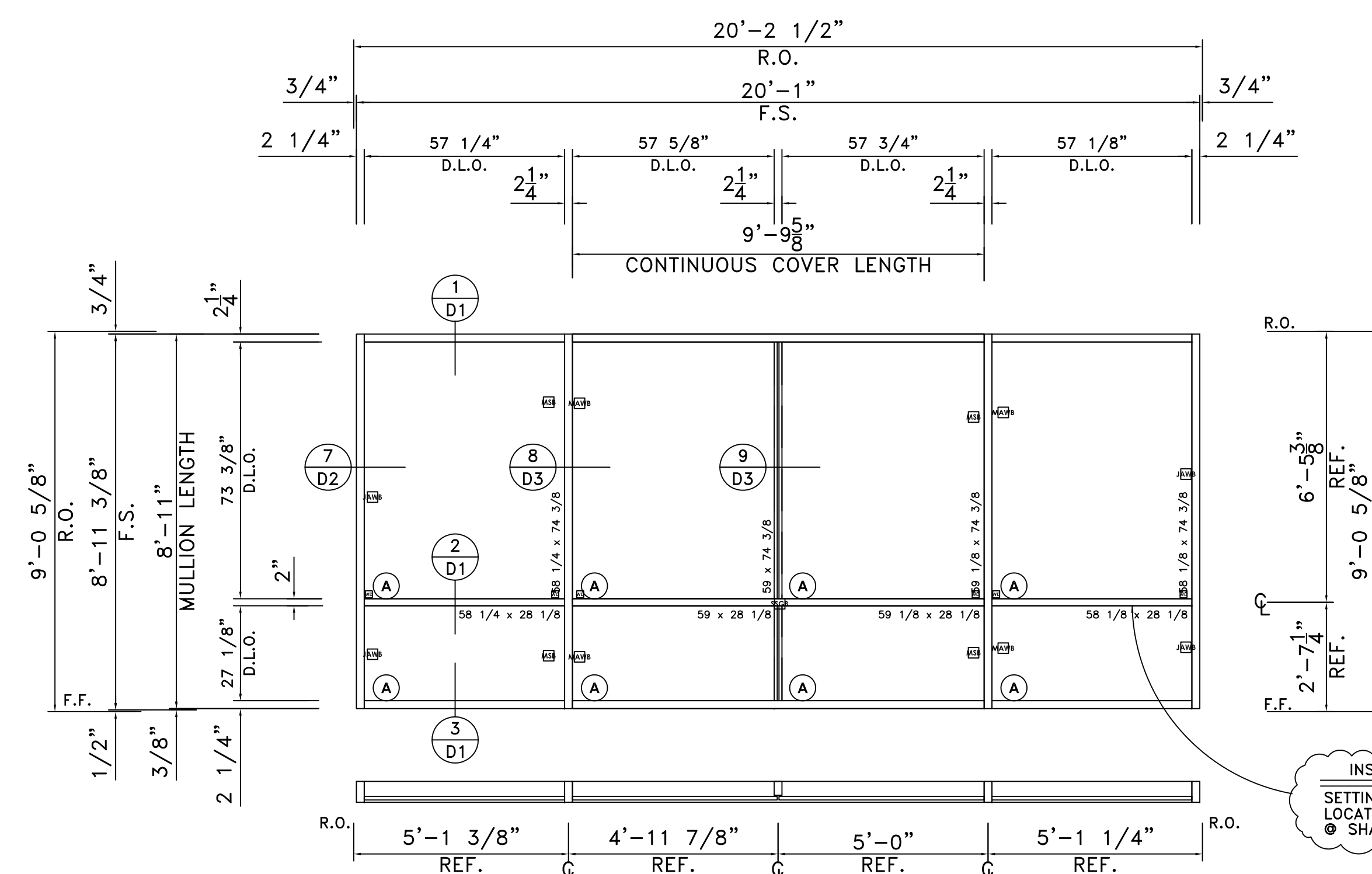
YWE-60T (2 1/4" x 6"

ARCH.REF.: 1/A1-01A; 1/A1-01B; 1,2,3&4/A2-01; 2/A3-01;  
 TWO (2) THUS @ NORTH ELEVATION - FIRST FLOOR  
 TWO (2) THUS @ SOUTH ELEVATION - FIRST FLOOR  
 TEN (10) THUS @ EAST ELEVATION - FIRST FLOOR  
 TEN (10) THUS @ WEST ELEVATION - FIRST FLOOR  
 TWENTY-FOUR (24) TOTAL REQUIRED

YWE-60-T/Screwspline

24 Req. 1st Floor

INSTALLER NOTE:  
 SETTING BLOCK TO BE  
 LOCATED @ 1/8 POINTS  
 @ SHALLOW HORIZONTAL



**ELEVATION B**

SCALE: 3/8"=1'-0"

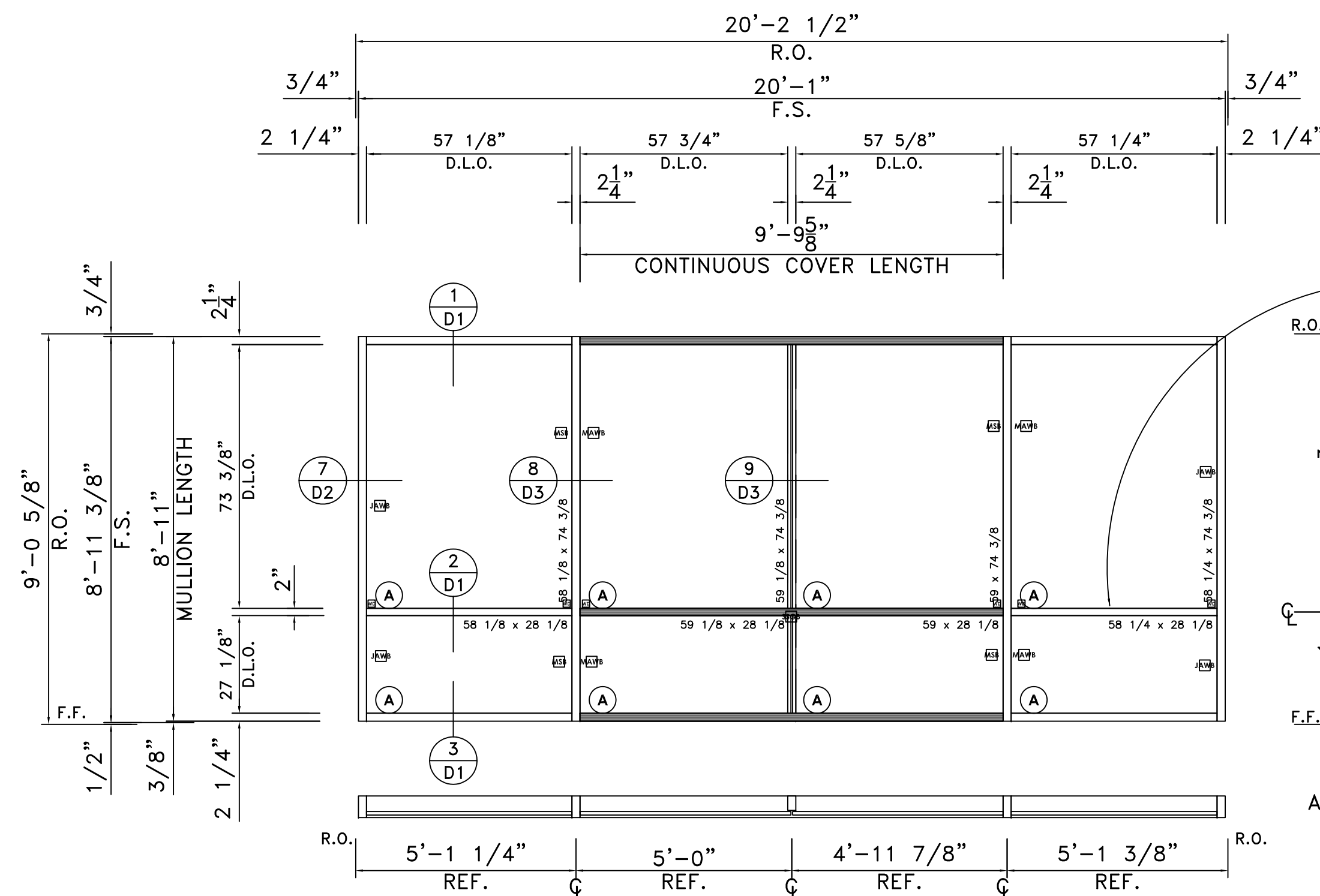
YWE-60T (2 1/4" x 6"

ARCH.REF.: 1/A1-01A; 2&4/A2-01; 2/A3-01;  
 ONE (1) THUS @ EAST ELEVATION - FIRST FLOOR  
 ONE (1) THUS @ WEST ELEVATION - FIRST FLOOR  
 TWO (2) TOTAL REQUIRED

YWE-60-T/Screwspline

2 Req. 1st Floor

INSTALLER NOTE:  
 SETTING BLOCK TO BE  
 LOCATED @ 1/8 POINTS  
 @ SHALLOW HORIZONTAL



**ELEVATION C**

SCALE: 3/8"=1'-0"

YWE-60T (2 1/4" x 6"

ARCH.REF.: 1/A1-01A; 2&4/A2-01; 2/A3-01;  
 ONE (1) THUS @ EAST ELEVATION - FIRST FLOOR  
 ONE (1) THUS @ WEST ELEVATION - FIRST FLOOR  
 TWO (2) TOTAL REQUIRED

YWE-60-T/Screwspline


2 Req. 1st Floor

INSTALLER NOTE:  
 SETTING BLOCK TO BE  
 LOCATED @ 1/8 POINTS  
 @ SHALLOW HORIZONTAL

GLASS LEGEND	
(A)	1" INSULATED CLEAR VIRACON VRE 1-54 LOW-E HEAT STRENGTHENED EXTERIOR: 1/4" CLEAR "SOLARSCREEN VRE1-54 ON NO. 2 SURFACE" HEAT STRENGTHENED 1/2" AIR SPACE INTERIOR: 1/4" CLEAR ANNEALED
(B)	1" INSULATED SPANDREL: "VIRASPAN V903CR ON NO. 2 SURFACE" WITH SUBDUED GRAY OPACIFIER
(C)	1" INSULATED CLEAR VIRACON VRE 1-54 LOW-E TEMPERED EXTERIOR: 1/4" CLEAR "SOLARSCREEN VRE1-54 ON NO.2 SURFACE" TEMPERED 1/2" AIR SPACE INTERIOR: 1/4" CLEAR TEMPERED
(D)	1/4" CLEAR GLASS
(E)	1/4" CLEAR TEMPERED GLASS

**GLASS SYSTEMS, INC.**

6655 Marbut Road  
 Lithonia, GA 30058  
 Tel 770 482-5252 Fax 770 482-7438



PROJECT  
 OAK VIEW III  
 ALPHARETTA, GEORGIA

PROJECT NO.  
 XXXXX

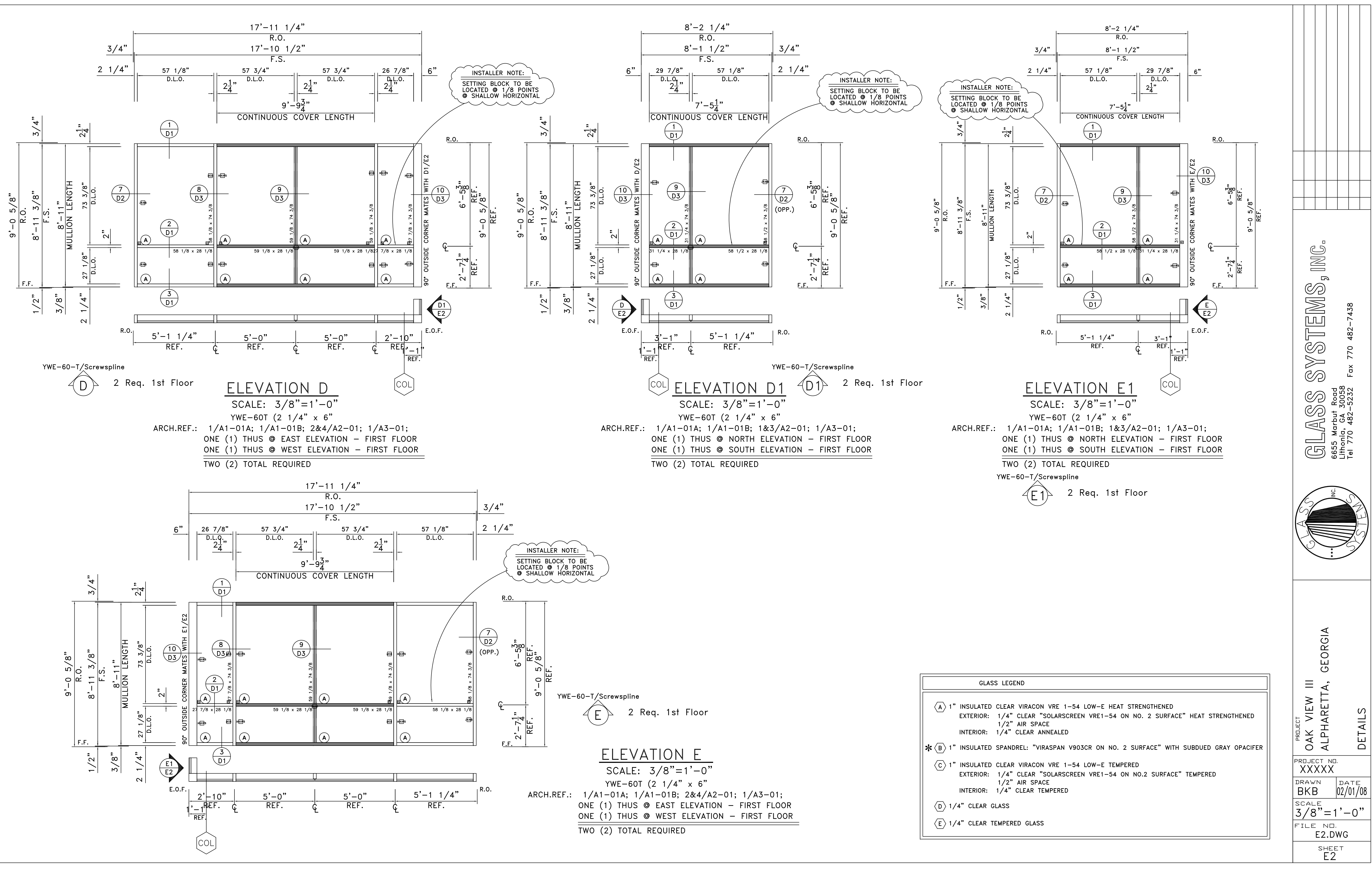
DRAWN DATE  
 BKB 02/01/08

SCALE  
 3/8"=1'-0"

FILE NO.  
 E1.DWG

SHEET  
 E1

DETAILS



**ELEVATION D**

SCALE: 3/8"=1'-0"  
 YWE-60T (2 1/4" x 6")

ARCH.REF.: 1/A1-01A; 1/A1-01B; 2&4/A2-01; 1/A3-01;  
 ONE (1) THUS @ EAST ELEVATION - FIRST FLOOR  
 ONE (1) THUS @ WEST ELEVATION - FIRST FLOOR  
 TWO (2) TOTAL REQUIRED

**ELEVATION D1**

SCALE: 3/8"=1'-0"  
 YWE-60T (2 1/4" x 6")

ARCH.REF.: 1/A1-01A; 1/A1-01B; 1&3/A2-01; 1/A3-01;  
 ONE (1) THUS @ NORTH ELEVATION - FIRST FLOOR  
 ONE (1) THUS @ SOUTH ELEVATION - FIRST FLOOR  
 TWO (2) TOTAL REQUIRED

**ELEVATION E1**

SCALE: 3/8"=1'-0"  
 YWE-60T (2 1/4" x 6")

ARCH.REF.: 1/A1-01A; 1/A1-01B; 1&3/A2-01; 1/A3-01;  
 ONE (1) THUS @ NORTH ELEVATION - FIRST FLOOR  
 ONE (1) THUS @ SOUTH ELEVATION - FIRST FLOOR  
 TWO (2) TOTAL REQUIRED


**ELEVATION E**

SCALE: 3/8"=1'-0"  
 YWE-60T (2 1/4" x 6")

ARCH.REF.: 1/A1-01A; 1/A1-01B; 2&4/A2-01; 1/A3-01;  
 ONE (1) THUS @ EAST ELEVATION - FIRST FLOOR  
 ONE (1) THUS @ WEST ELEVATION - FIRST FLOOR  
 TWO (2) TOTAL REQUIRED

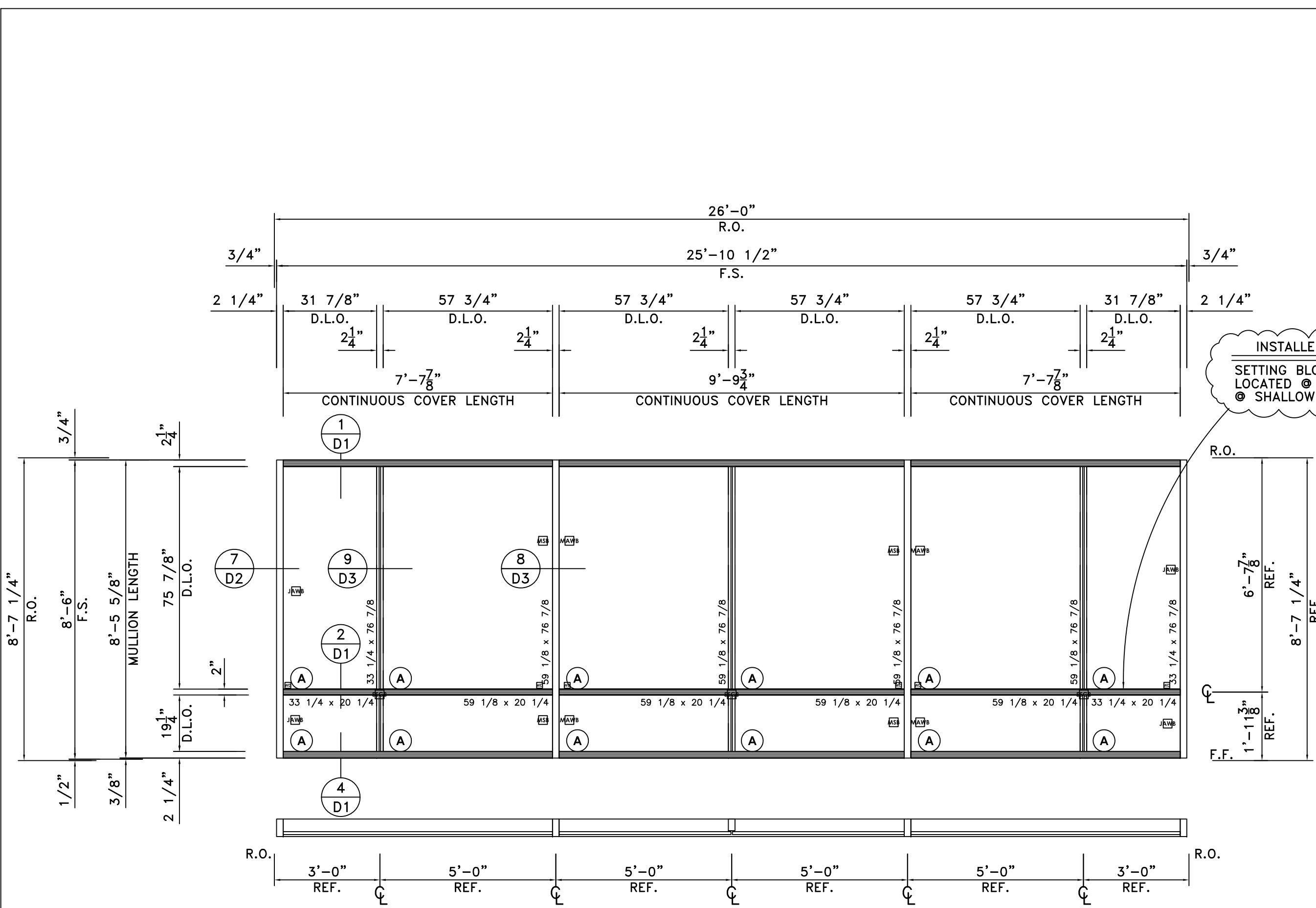
GLASS LEGEND	
(A)	1" INSULATED CLEAR VIRACON VRE 1-54 LOW-E HEAT STRENGTHENED EXTERIOR: 1/4" CLEAR "SOLARSCREEN VRE1-54 ON NO. 2 SURFACE" HEAT STRENGTHENED 1/2" AIR SPACE INTERIOR: 1/4" CLEAR ANNEALED
(B)	1" INSULATED SPANDREL: "VIRASPAN V903CR ON NO. 2 SURFACE" WITH SUBDUED GRAY OPACIFER
(C)	1" INSULATED CLEAR VIRACON VRE 1-54 LOW-E TEMPERED EXTERIOR: 1/4" CLEAR "SOLARSCREEN VRE1-54 ON NO.2 SURFACE" TEMPERED 1/2" AIR SPACE INTERIOR: 1/4" CLEAR TEMPERED
(D)	1/4" CLEAR GLASS
(E)	1/4" CLEAR TEMPERED GLASS

**GLASS SYSTEMS, INC.**  
 6655 Marbut Road  
 Lithonia, GA 30058  
 Tel 770 482-5232 Fax 770 482-7438



PROJECT  
**OAK VIEW III**  
 ALPHARETTA, GEORGIA

DETAILS  
 PROJECT NO. XXXXX  
 DRAWN DATE BKB 02/01/08  
 SCALE 3/8"=1'-0"  
 FILE NO. E2.DWG  
 SHEET E2



**ELEVATION F**

SCALE: 3/8"=1'-0"

YWE-60T (2 1/4" x 6")

ARCH.REF.: 1/A1-02A; 1/A1-02B; 1/A1-03A; 1/A1-03B; 1/A1-04A; 1/A1-04B; 1,2,3&4/A2-01; 1/A2-02; 2/A3-01; 1&1A/A3-02

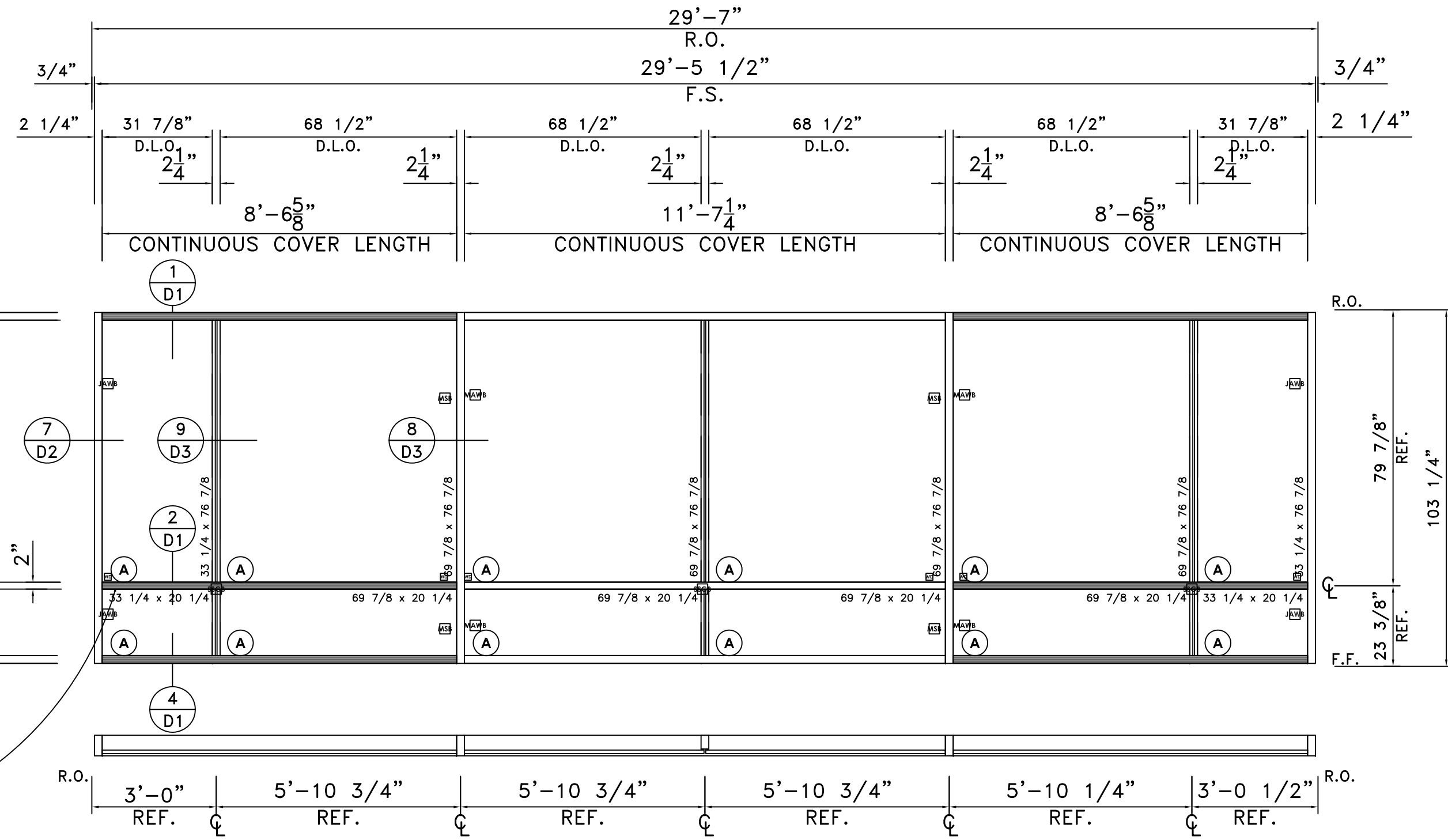
- TWO (2) THUS @ NORTH ELEVATION - SECOND FLOOR
- TWO (2) THUS @ SOUTH ELEVATION - SECOND FLOOR
- ELEVEN (11) THUS @ EAST ELEVATION - SECOND FLOOR
- TEN (10) THUS @ WEST ELEVATION - SECOND FLOOR
- TWO (2) THUS @ NORTH ELEVATION - THIRD FLOOR
- TWO (2) THUS @ SOUTH ELEVATION - THIRD FLOOR
- ELEVEN (11) THUS @ EAST ELEVATION - THIRD FLOOR
- ELEVEN (11) THUS @ WEST ELEVATION - THIRD FLOOR
- TWO (2) THUS @ NORTH ELEVATION - FOURTH FLOOR
- TWO (2) THUS @ SOUTH ELEVATION - FOURTH FLOOR
- ELEVEN (11) THUS @ EAST ELEVATION - FOURTH FLOOR
- ELEVEN (11) THUS @ WEST ELEVATION - FOURTH FLOOR

SEVENTY-SEVEN (77) TOTAL REQUIRED

YWE-60-T/Screwspline

- F** 25 Req. 2nd Floor
- 26 Req. 3rd Floor
- 26 Req. 4th Floor
- 77 Req. Total

INSTALLER NOTE:  
SETTING BLOCK TO BE LOCATED @ 1/8 POINTS @ SHALLOW HORIZONTAL



**ELEVATION G**

SCALE: 3/8"=1'-0"

YWE-60T (2 1/4" x 6")

ARCH.REF.: 1/A1-02A; 1/A1-02B; 1/A1-03A; 1/A1-03B; 1/A1-04A; 1/A1-04B; 1&3/A2-01; 2/A3-01

- ONE (1) THUS @ NORTH ELEVATION - SECOND FLOOR
- ONE (1) THUS @ SOUTH ELEVATION - SECOND FLOOR
- ONE (1) THUS @ NORTH ELEVATION - THIRD FLOOR
- ONE (1) THUS @ SOUTH ELEVATION - THIRD FLOOR
- ONE (1) THUS @ NORTH ELEVATION - FOURTH FLOOR
- ONE (1) THUS @ SOUTH ELEVATION - FOURTH FLOOR

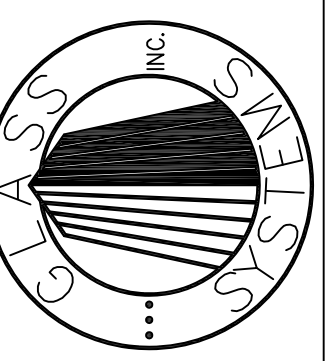
SIX (6) TOTAL REQUIRED

YWE-60-T/Screwspline

- G** 2 Req. 2nd Floor
- 2 Req. 3rd Floor
- 2 Req. 4th Floor
- 6 Req. Total

GLASS LEGEND	
<b>A</b>	1" INSULATED CLEAR VIRACON VRE 1-54 LOW-E HEAT STRENGTHENED EXTERIOR: 1/4" CLEAR "SOLARSCREEN VRE1-54 ON NO. 2 SURFACE" HEAT STRENGTHENED 1/2" AIR SPACE INTERIOR: 1/4" CLEAR ANNEALED
<b>*B</b>	1" INSULATED SPANDREL: "VIRASPAN V903CR ON NO. 2 SURFACE" WITH SUBDUED GRAY OPACIFIER
<b>C</b>	1" INSULATED CLEAR VIRACON VRE 1-54 LOW-E TEMPERED EXTERIOR: 1/4" CLEAR "SOLARSCREEN VRE1-54 ON NO.2 SURFACE" TEMPERED 1/2" AIR SPACE INTERIOR: 1/4" CLEAR TEMPERED
<b>D</b>	1/4" CLEAR GLASS
<b>E</b>	1/4" CLEAR TEMPERED GLASS

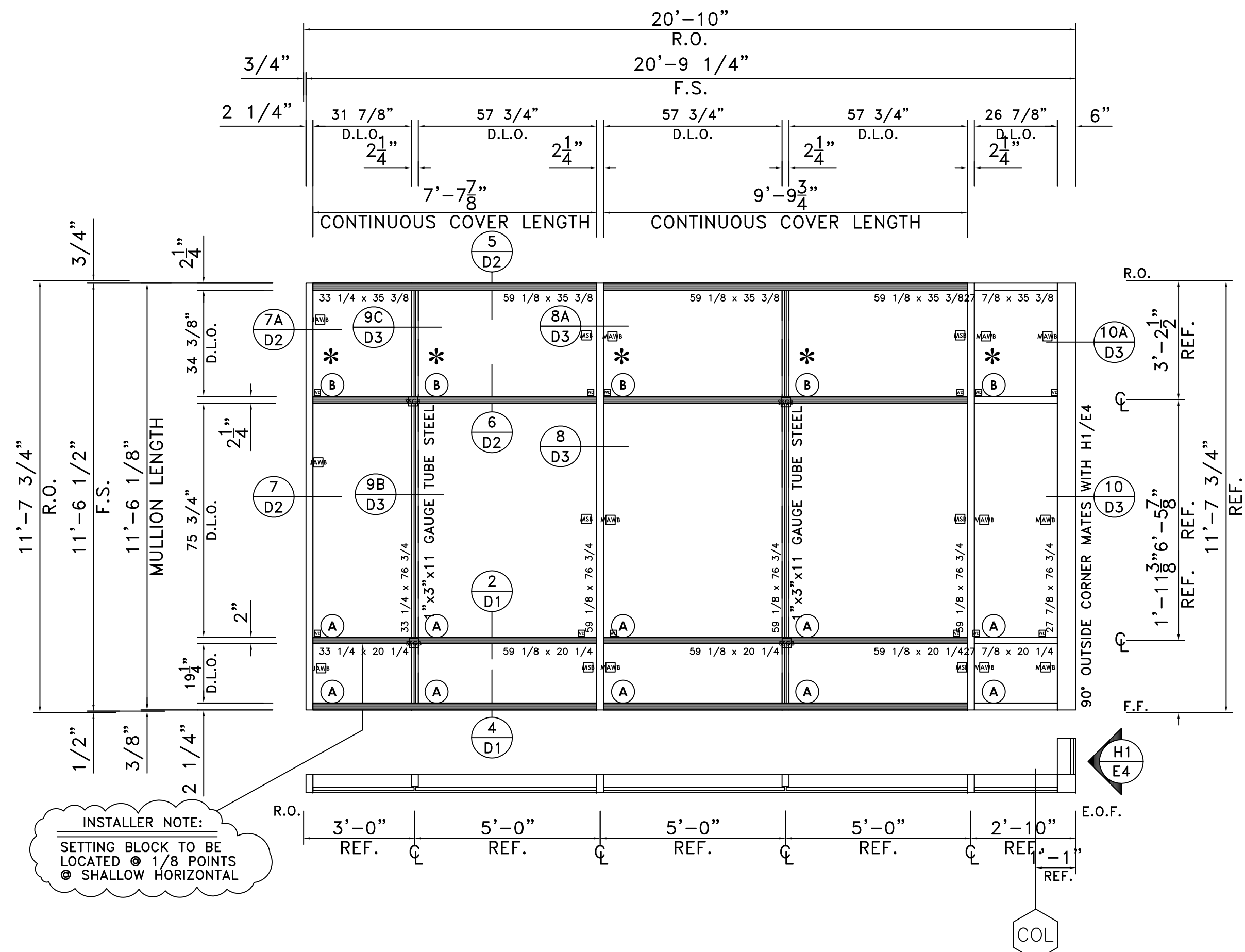
**GLASS SYSTEMS, INC.**  
6655 Marbut Road  
Lithonia, GA 30058  
Tel 770 482-5232 Fax 770 482-7438



PROJECT  
OAK VIEW III  
ALPHARETTA, GEORGIA

PROJECT NO.  
XXXXX  
DRAWN DATE  
BKB 02/01/08  
SCALE  
3/8"=1'-0"  
FILE NO.  
E3.DWG  
SHEET  
E3

DETAILS



**ELEVATION H**

SCALE: 3/8"=1'-0"

YWE-60T (2 1/4" x 6")

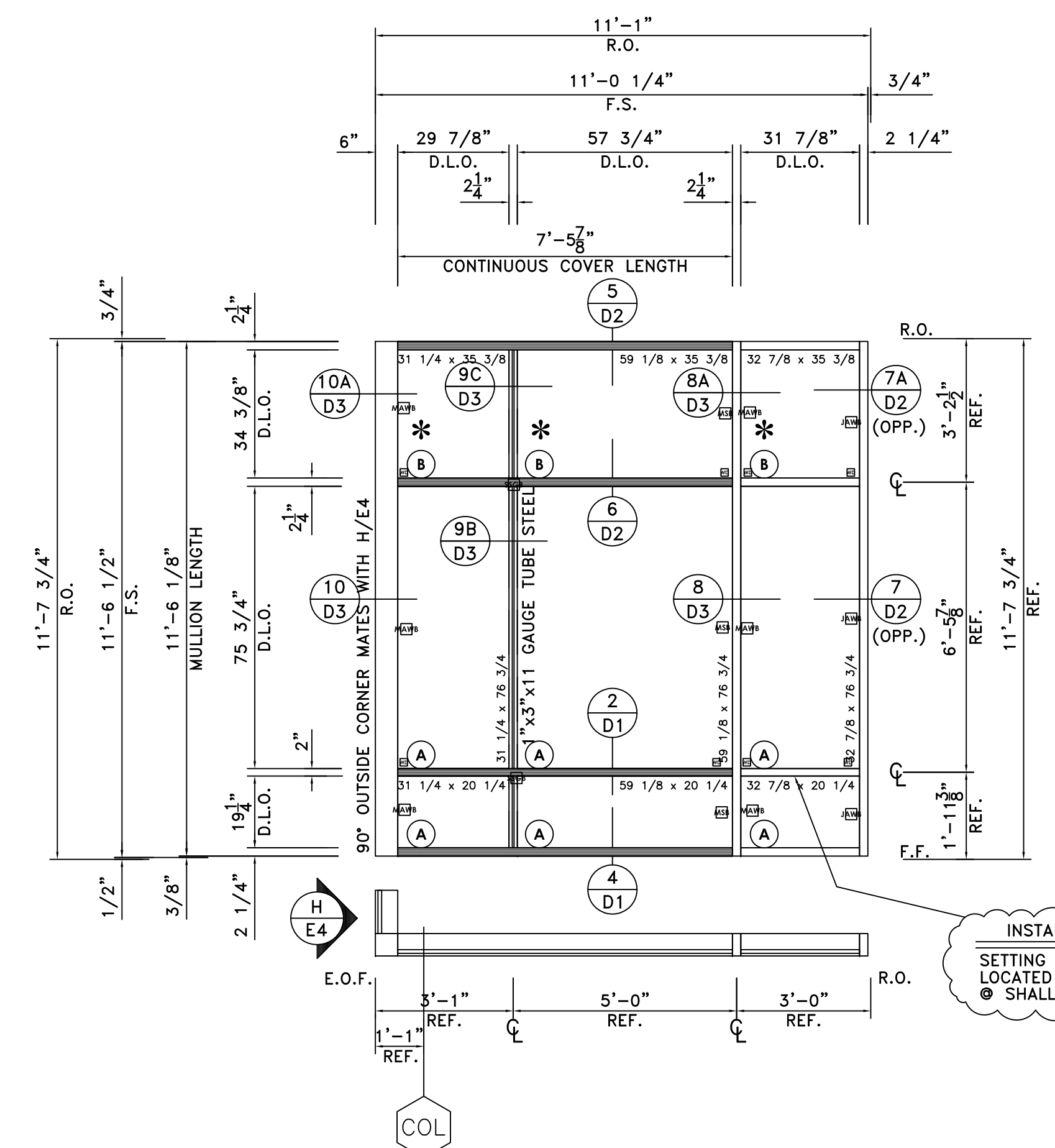
ARCH.REF.: 1/A1-02A; 1/A1-02B; 1/A1-03A; 1/A1-03B; 1/A1-04A; 1/A1-04B 2&4/A2-01; 1/A3-01

- ONE (1) THUS @ EAST ELEVATION - SECOND FLOOR
- ONE (1) THUS @ WEST ELEVATION - SECOND FLOOR
- ONE (1) THUS @ EAST ELEVATION - THIRD FLOOR
- ONE (1) THUS @ WEST ELEVATION - THIRD FLOOR
- ONE (1) THUS @ EAST ELEVATION - FOURTH FLOOR
- ONE (1) THUS @ WEST ELEVATION - FOURTH FLOOR

SIX (6) TOTAL REQUIRED

YWE-60-T/Screwspline

H	2 Req. 2nd Floor
H	2 Req. 3rd Floor
H	2 Req. 4th Floor
H	6 Req. Total



**ELEVATION H1**

SCALE: 3/8"=1'-0"

YWE-60T (2 1/4" x 6")

ARCH.REF.: 1/A1-02A; 1/A1-02B; 1/A1-03A; 1/A1-03B; 1/A1-04A; 1/A1-04B 1&3/A2-01; 1/A3-01

- ONE (1) THUS @ NORTH ELEVATION - SECOND FLOOR
- ONE (1) THUS @ SOUTH ELEVATION - SECOND FLOOR
- ONE (1) THUS @ NORTH ELEVATION - THIRD FLOOR
- ONE (1) THUS @ SOUTH ELEVATION - THIRD FLOOR
- ONE (1) THUS @ NORTH ELEVATION - FOURTH FLOOR
- ONE (1) THUS @ SOUTH ELEVATION - FOURTH FLOOR

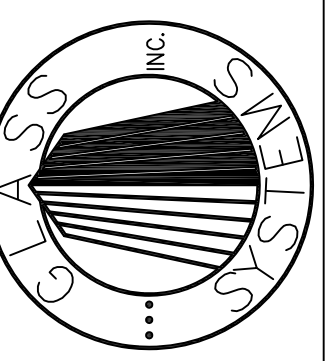
SIX (6) TOTAL REQUIRED

YWE-60-T/Screwspline

H1	2 Req. 2nd Floor
H1	2 Req. 3rd Floor
H1	2 Req. 4th Floor
H1	6 Req. Total

GLASS LEGEND	
(A)	1" INSULATED CLEAR VIRACON VRE 1-54 LOW-E HEAT STRENGTHENED EXTERIOR: 1/4" CLEAR "SOLARSCREEN VRE1-54 ON NO. 2 SURFACE" HEAT STRENGTHENED 1/2" AIR SPACE INTERIOR: 1/4" CLEAR ANNEALED
(*) (B)	1" INSULATED SPANDREL: "VIRASPAN V903CR ON NO. 2 SURFACE" WITH SUBDUED GRAY OPACIFIER
(C)	1" INSULATED CLEAR VIRACON VRE 1-54 LOW-E TEMPERED EXTERIOR: 1/4" CLEAR "SOLARSCREEN VRE1-54 ON NO.2 SURFACE" TEMPERED 1/2" AIR SPACE INTERIOR: 1/4" CLEAR TEMPERED
(D)	1/4" CLEAR GLASS
(E)	1/4" CLEAR TEMPERED GLASS

**GLASS SYSTEMS, INC.**  
6655 Marbut Road  
Lithonia, GA 30058  
Tel 770 482-5252 Fax 770 482-7438

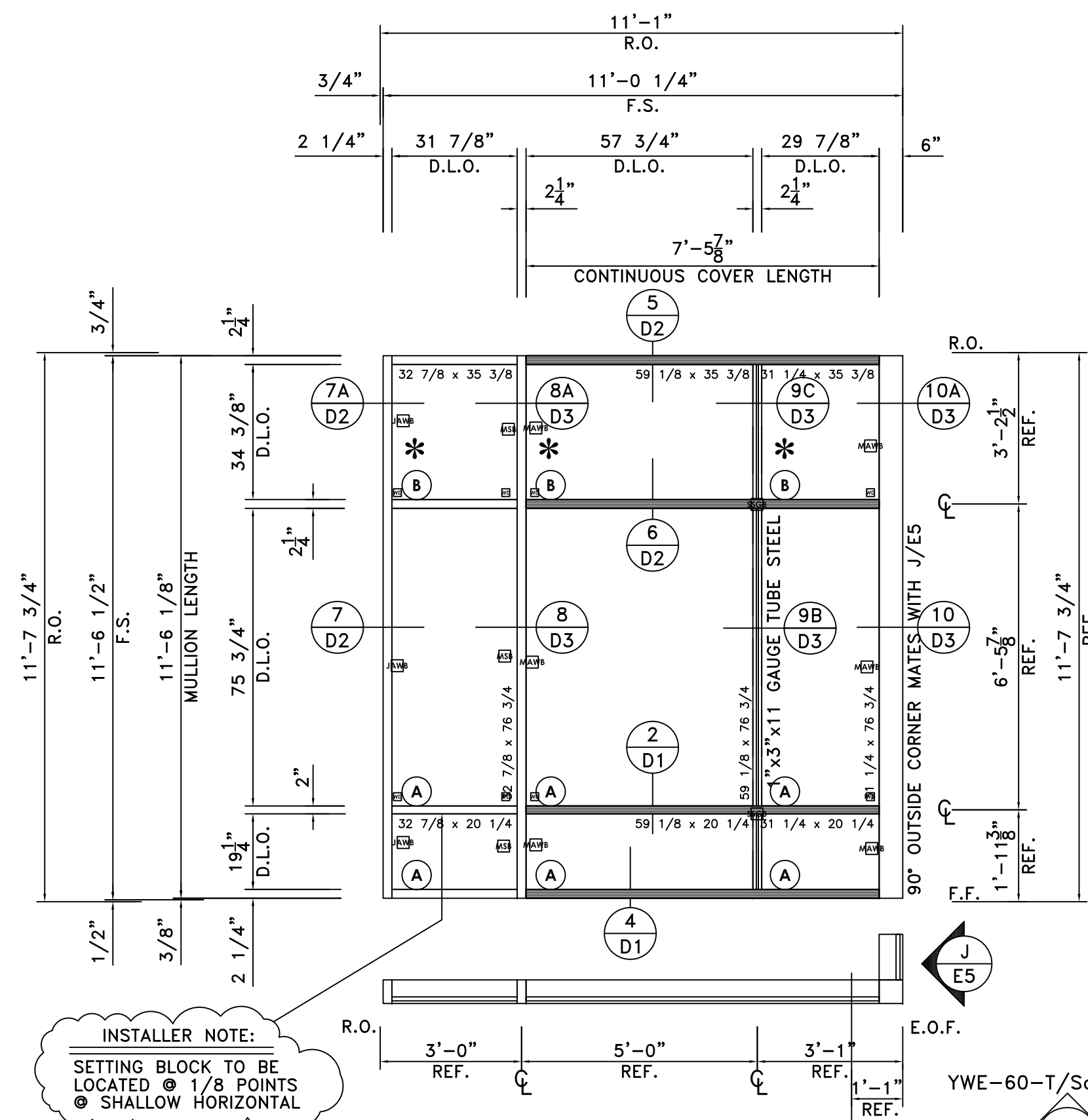


PROJECT  
OAK VIEW III  
ALPHARETTA, GEORGIA

PROJECT NO.  
XXXXX  
DRAWN DATE  
BKB 02/01/08  
SCALE  
3/8"=1'-0"  
FILE NO.  
E4.DWG  
SHEET  
E4

DETAILS





**ELEVATION J1**

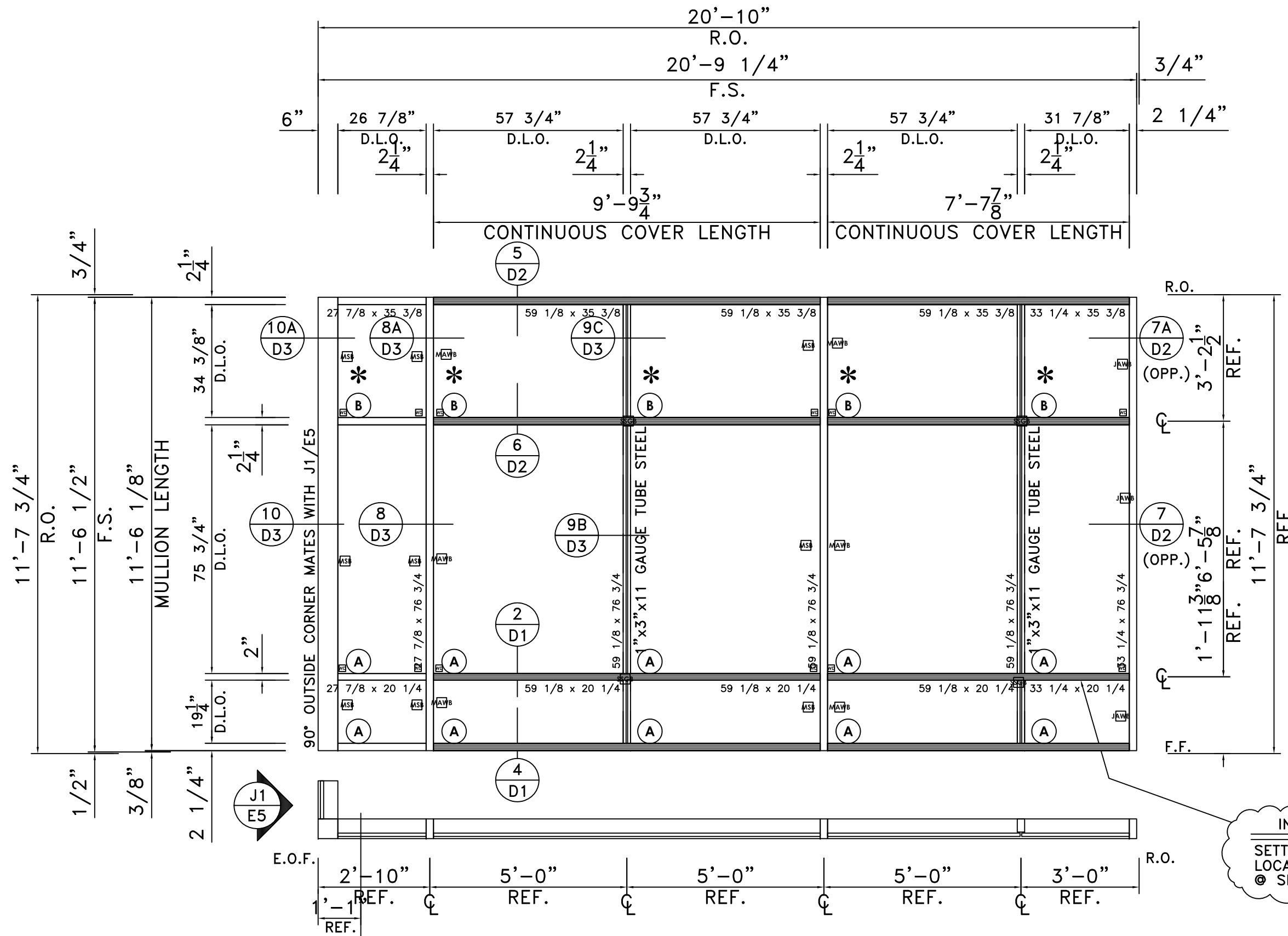
SCALE: 3/8"=1'-0"  
 YWE-60T (2 1/4" x 6")

ARCH.REF.: 1/A2-02A; 1/A1-02B; 1/A1-03A; 1/A1-03B; 1/A1-04A; 1/A1-04B 1&3/A2-01; 1/A3-01

- ONE (1) THUS @ NORTH ELEVATION - SECOND FLOOR
- ONE (1) THUS @ SOUTH ELEVATION - SECOND FLOOR
- ONE (1) THUS @ NORTH ELEVATION - THIRD FLOOR
- ONE (1) THUS @ SOUTH ELEVATION - THIRD FLOOR
- ONE (1) THUS @ NORTH ELEVATION - FOURTH FLOOR
- ONE (1) THUS @ SOUTH ELEVATION - FOURTH FLOOR

SIX (6) TOTAL REQUIRED

- 2 Req. 2nd Floor
- 2 Req. 3rd Floor
- 2 Req. 4th Floor
- 6 Req. Total



**ELEVATION J**

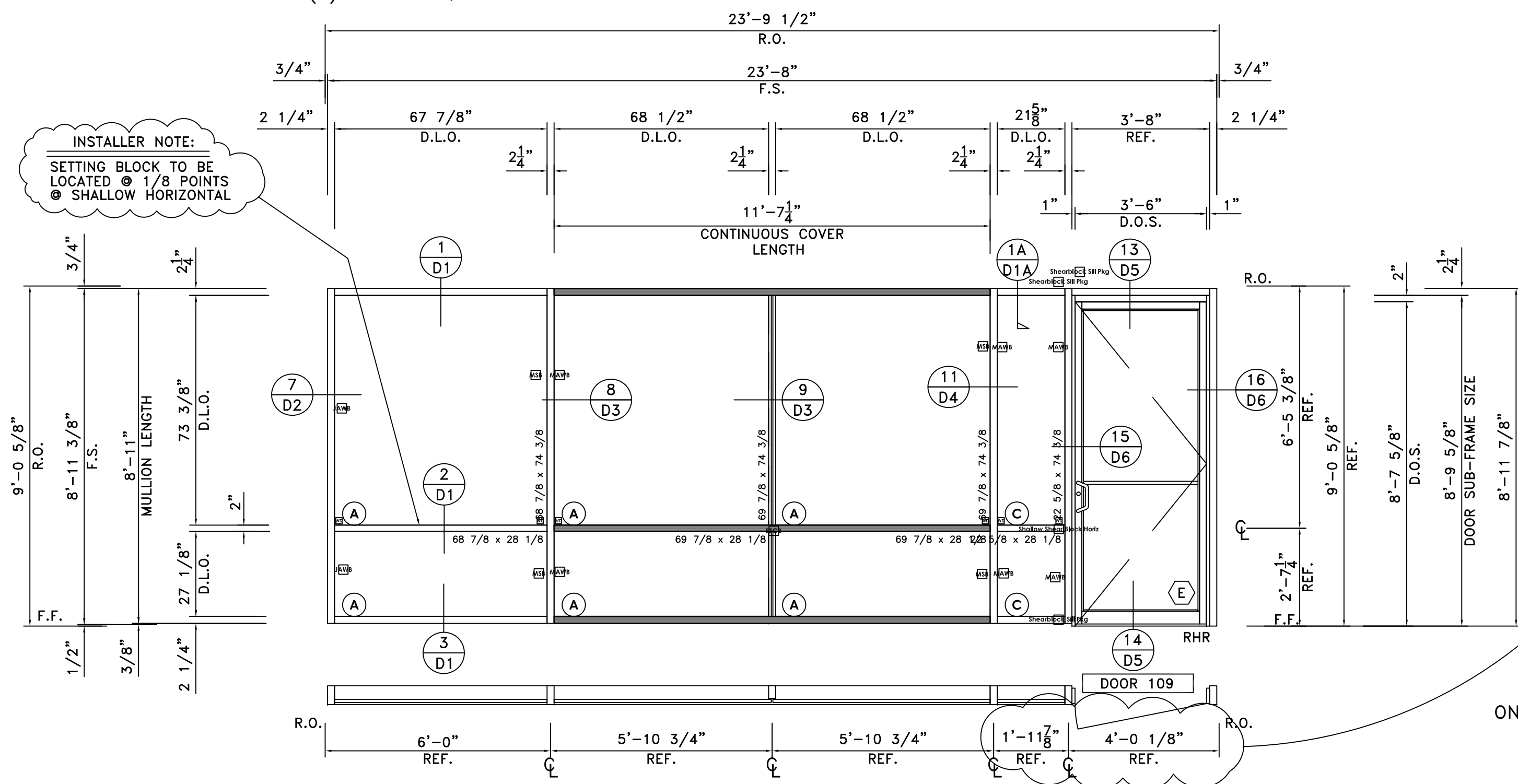
SCALE: 3/8"=1'-0"  
 YWE-60T (2 1/4" x 6")

ARCH.REF.: 1/A1-02A; 1/A1-02B; 1/A1-03A; 1/A1-03B; 1/A1-04A; 1/A1-04B 2&4/A2-01; 1/A3-01

- ONE (1) THUS @ EAST ELEVATION - SECOND FLOOR
- ONE (1) THUS @ WEST ELEVATION - SECOND FLOOR
- ONE (1) THUS @ EAST ELEVATION - THIRD FLOOR
- ONE (1) THUS @ WEST ELEVATION - THIRD FLOOR
- ONE (1) THUS @ EAST ELEVATION - FOURTH FLOOR
- ONE (1) THUS @ WEST ELEVATION - FOURTH FLOOR

SIX (6) TOTAL REQUIRED

- 2 Req. 2nd Floor
- 2 Req. 3rd Floor
- 2 Req. 4th Floor
- 6 Req. Total



**ELEVATION K**

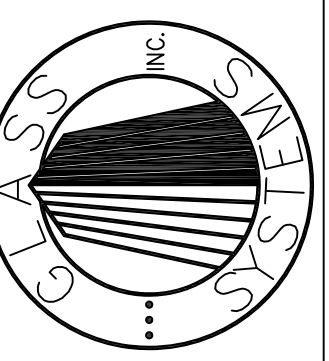
SCALE: 3/8"=1'-0"  
 YWE-60T (2 1/4" x 6")

ARCH.REF.: 1/A1-01A; 3/A2-01; 2/A3-01;  
 ONE (1) THUS @ SOUTH ELEVATION - FIRST FLOOR

ARCHITECT/G.C. NOTE:  
 CLOUDED DIMENSIONS DEVIATE FROM 1/A1-01A; BUT ARE REQUIRED IN ORDER TO MAINTAIN 3'-6" DIMENSION ON DOOR SCHEDULE A7-01.... PLEASE ADVISE!!

GLASS LEGEND	
(A)	1" INSULATED CLEAR VIRACON VRE 1-54 LOW-E HEAT STRENGTHENED EXTERIOR: 1/4" CLEAR "SOLARSREEN VRE1-54 ON NO. 2 SURFACE" HEAT STRENGTHENED 1/2" AIR SPACE INTERIOR: 1/4" CLEAR ANNEALED
(*) (B)	1" INSULATED SPANDREL: "VIRASPAN V903CR ON NO. 2 SURFACE" WITH SUBDUED GRAY OPACIFER
(C)	1" INSULATED CLEAR VIRACON VRE 1-54 LOW-E TEMPERED EXTERIOR: 1/4" CLEAR "SOLARSREEN VRE1-54 ON NO.2 SURFACE" TEMPERED 1/2" AIR SPACE INTERIOR: 1/4" CLEAR TEMPERED
(D)	1/4" CLEAR GLASS
(E)	1/4" CLEAR TEMPERED GLASS

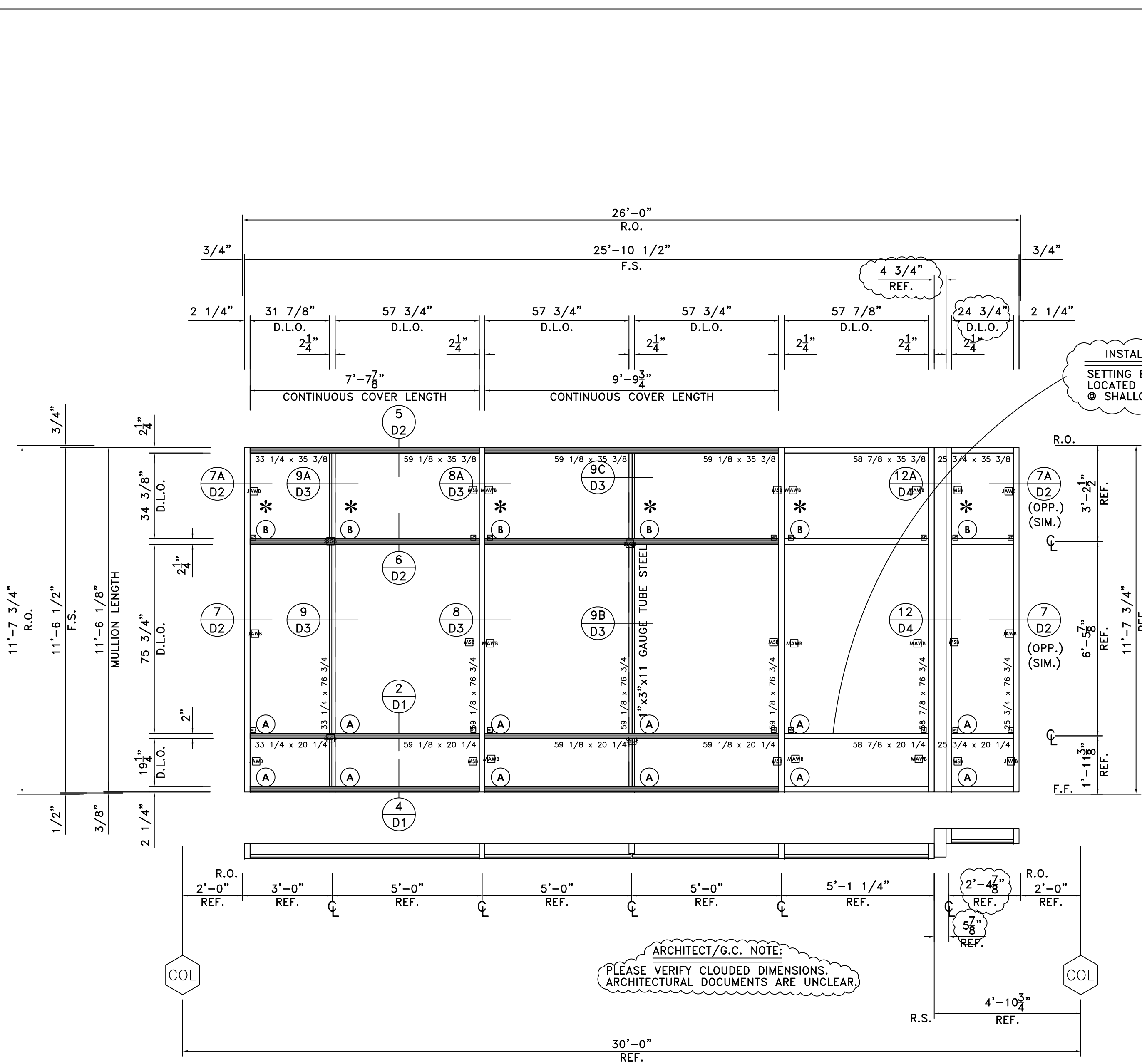
**GLASS SYSTEMS, INC.**  
 6655 Marbut Road  
 Lithonia, GA 30058  
 Tel 770 482-5232 Fax 770 482-7438



PROJECT  
**OAK VIEW III**  
 ALPHARETTA, GEORGIA

PROJECT NO.  
 XXXXXX  
 DRAWN DATE  
 BKB 02/01/08  
 SCALE  
 3/8"=1'-0"  
 FILE NO.  
 E5.DWG  
 SHEET  
 E5

DETAILS



**ELEVATION L**

SCALE: 3/8"=1'-0"

YWE-60T (2 1/4" x 6")

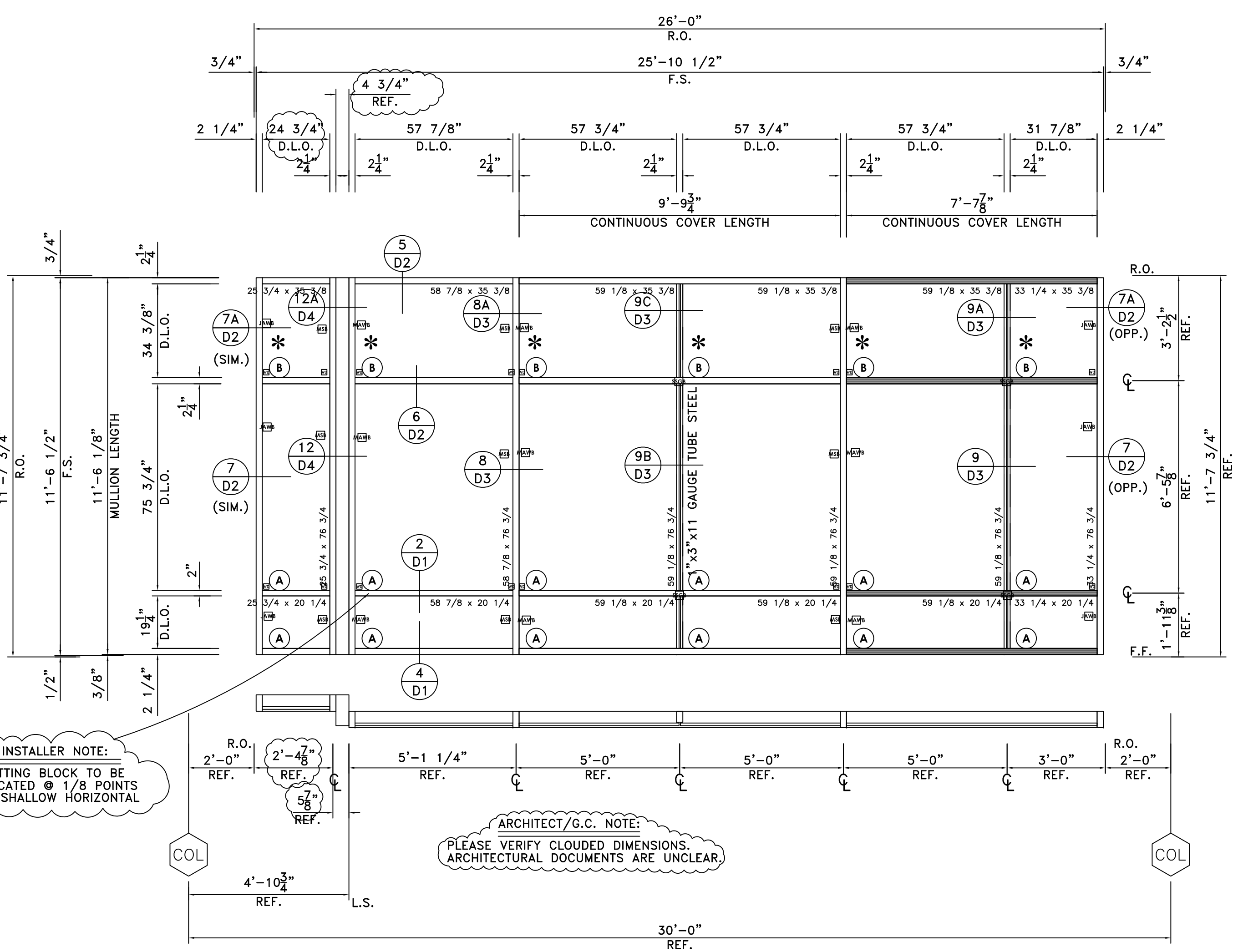
ARCH.REF.: 1/A1-02A; 1/A1-02B; 1/A1-03A; 1/A1-03B; 1/A1-04A; 1/A1-04B; 2&4/A2-01; 1/A3-01; 2/A3-02; 5/A6-01;

- ONE (1) THUS @ EAST ELEVATION - SECOND FLOOR
  - ONE (1) THUS @ WEST ELEVATION - SECOND FLOOR
  - ONE (1) THUS @ EAST ELEVATION - THIRD FLOOR
  - ONE (1) THUS @ WEST ELEVATION - THIRD FLOOR
  - ONE (1) THUS @ EAST ELEVATION - FOURTH FLOOR
  - ONE (1) THUS @ WEST ELEVATION - FOURTH FLOOR
- SIX (6) TOTAL REQUIRED

GLASS LEGEND	
(A)	1" INSULATED CLEAR VIRACON VRE 1-54 LOW-E HEAT STRENGTHENED EXTERIOR: 1/4" CLEAR "SOLARSREEN VRE1-54 ON NO. 2 SURFACE" HEAT STRENGTHENED 1/2" AIR SPACE INTERIOR: 1/4" CLEAR ANNEALED
* (B)	1" INSULATED SPANDREL: "VIRASPAN V903CR ON NO. 2 SURFACE" WITH SUBDUED GRAY OPACIFER
(C)	1" INSULATED CLEAR VIRACON VRE 1-54 LOW-E TEMPERED EXTERIOR: 1/4" CLEAR "SOLARSREEN VRE1-54 ON NO.2 SURFACE" TEMPERED 1/2" AIR SPACE INTERIOR: 1/4" CLEAR TEMPERED
(D)	1/4" CLEAR GLASS
(E)	1/4" CLEAR TEMPERED GLASS

INSTALLER NOTE:  
SETTING BLOCK TO BE  
LOCATED @ 1/8 POINTS  
@ SHALLOW HORIZONTAL

ARCHITECT/G.C. NOTE:  
PLEASE VERIFY CLOUDED DIMENSIONS.  
ARCHITECTURAL DOCUMENTS ARE UNCLEAR.



**ELEVATION M**

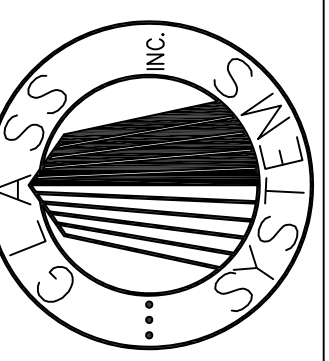
SCALE: 3/8"=1'-0"

YWE-60T (2 1/4" x 6")

ARCH.REF.: 1/A1-02A; 1/A1-02B; 1/A1-03A; 1/A1-03B; 1/A1-04A; 1/A1-04B; 2&4/A2-01; 1/A3-01; 2/A3-02; 5/A6-01;

- ONE (1) THUS @ EAST ELEVATION - SECOND FLOOR
  - ONE (1) THUS @ WEST ELEVATION - SECOND FLOOR
  - ONE (1) THUS @ EAST ELEVATION - THIRD FLOOR
  - ONE (1) THUS @ WEST ELEVATION - THIRD FLOOR
  - ONE (1) THUS @ EAST ELEVATION - FOURTH FLOOR
  - ONE (1) THUS @ WEST ELEVATION - FOURTH FLOOR
- SIX (6) TOTAL REQUIRED

**GLASS SYSTEMS, INC.**  
6655 Marbut Road  
Lithonia, GA 30058  
Tel 770 482-5252 Fax 770 482-7438

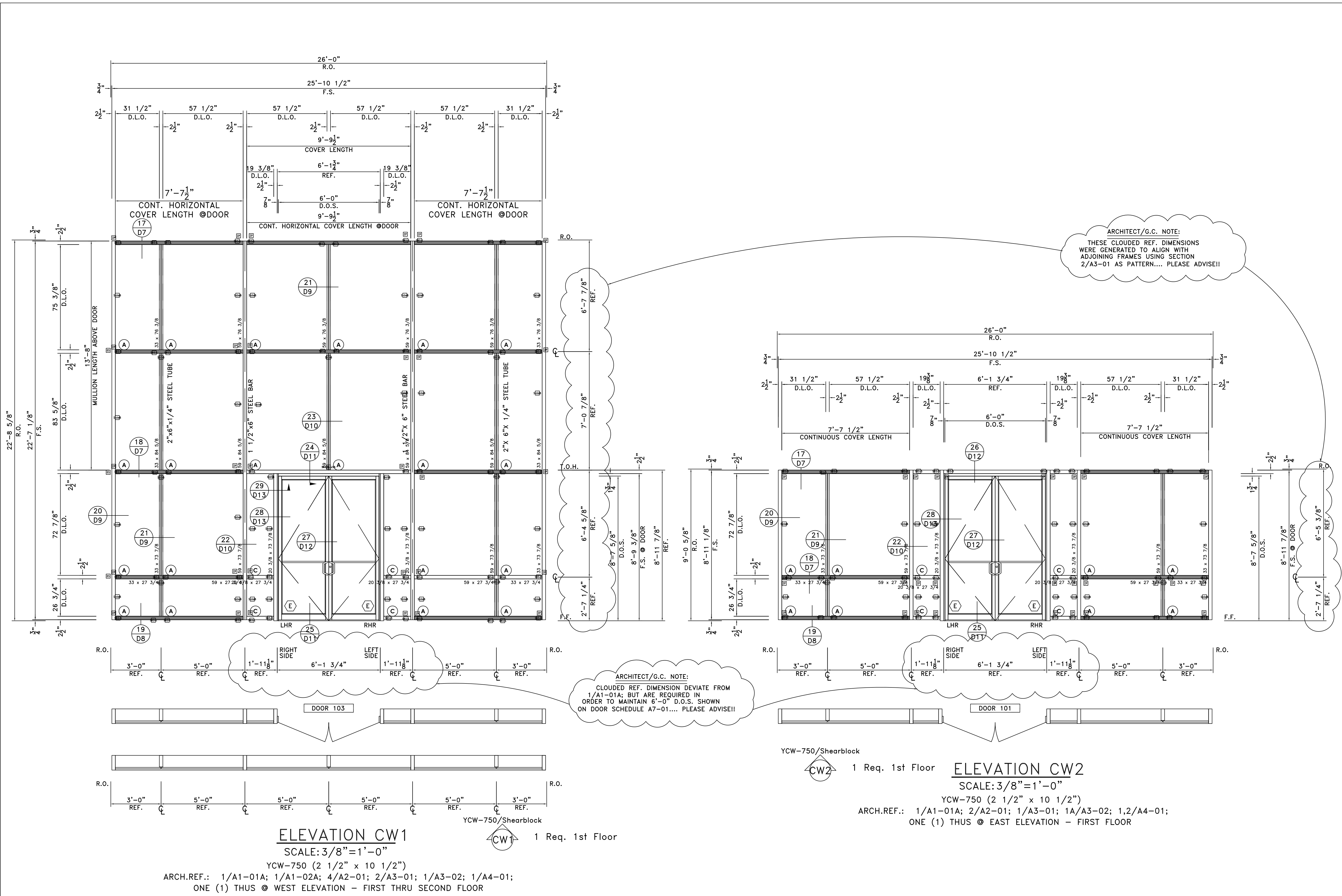


PROJECT  
OAK VIEW III  
ALPHARETTA, GEORGIA

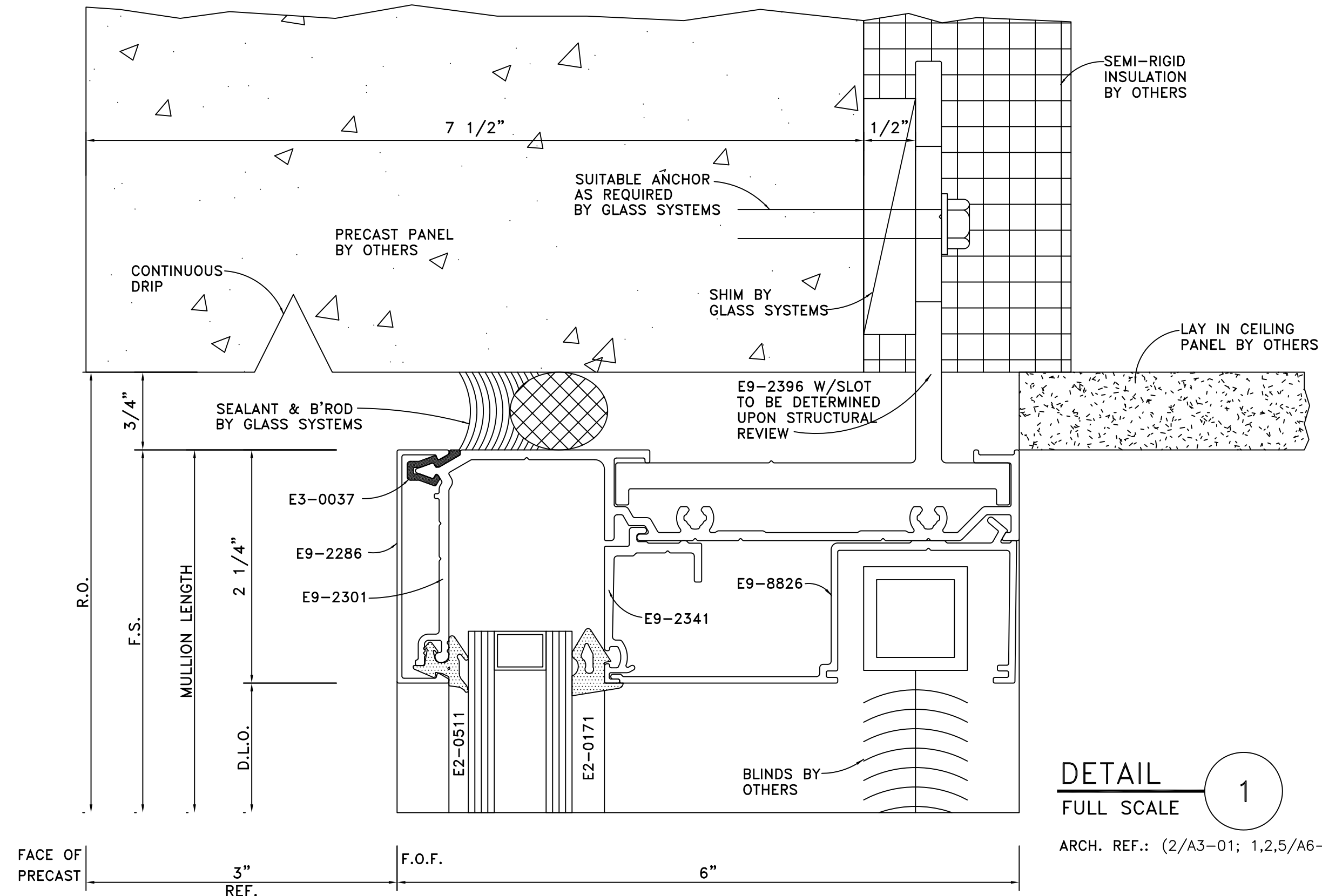
PROJECT NO.  
XXXXX  
DRAWN DATE  
BKB 02/01/08  
SCALE  
3/8"=1'-0"  
FILE NO.  
E6.DWG  
SHEET  
E6

DETAILS



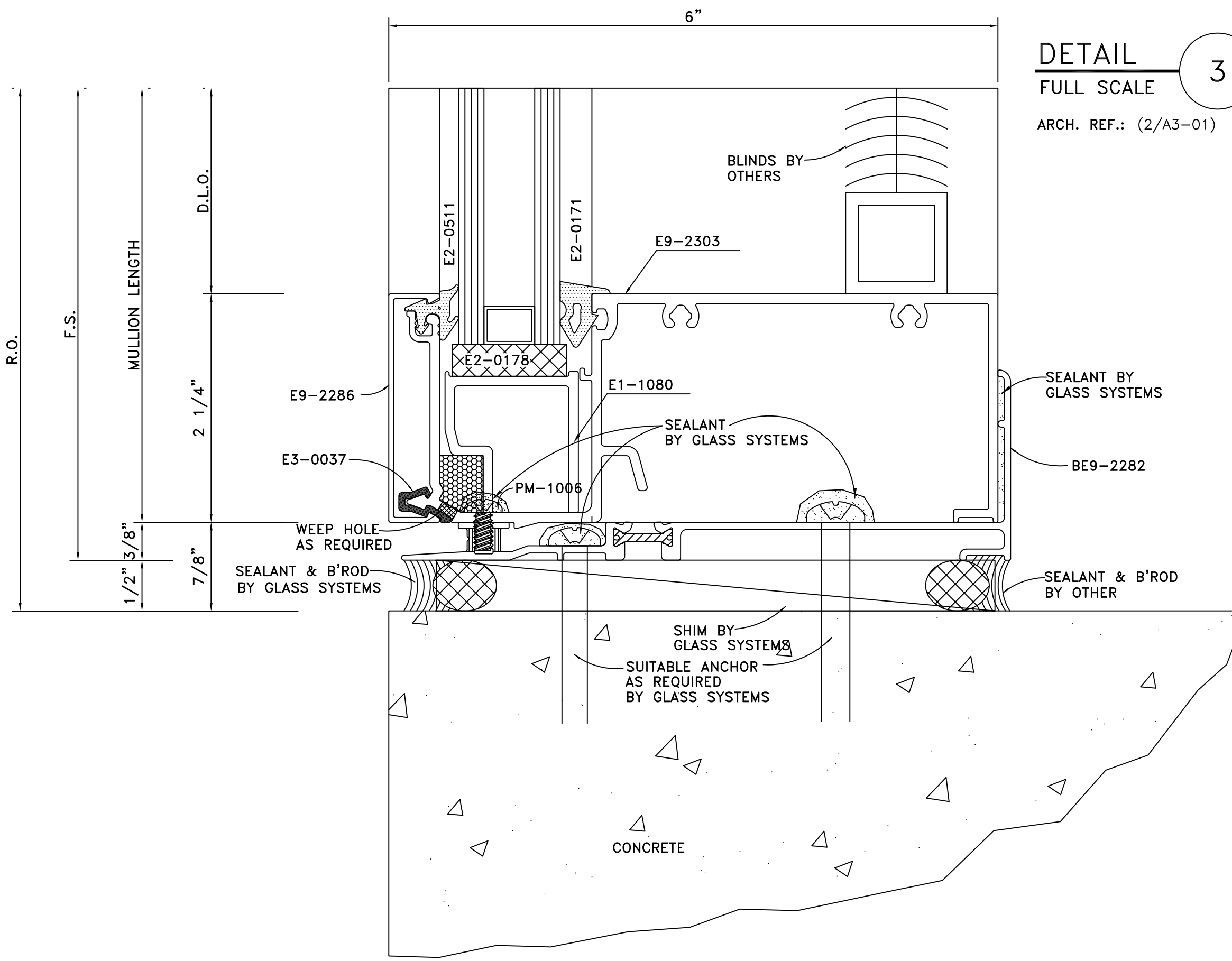


<b>GLASS SYSTEMS, INC.</b> 6655 Marbut Road Lithonia, GA 30058 Tel 770 482-5232 Fax 770 482-7438	
PROJECT <b>OAK VIEW III</b> <b>ALPHARETTA, GEORGIA</b>	
PROJECT NO. XXXXXX	
DRAWN BKB	DATE 02/01/08
SCALE 3/8" = 1'-0"	
FILE NO. E7.DWG	
SHEET E7	



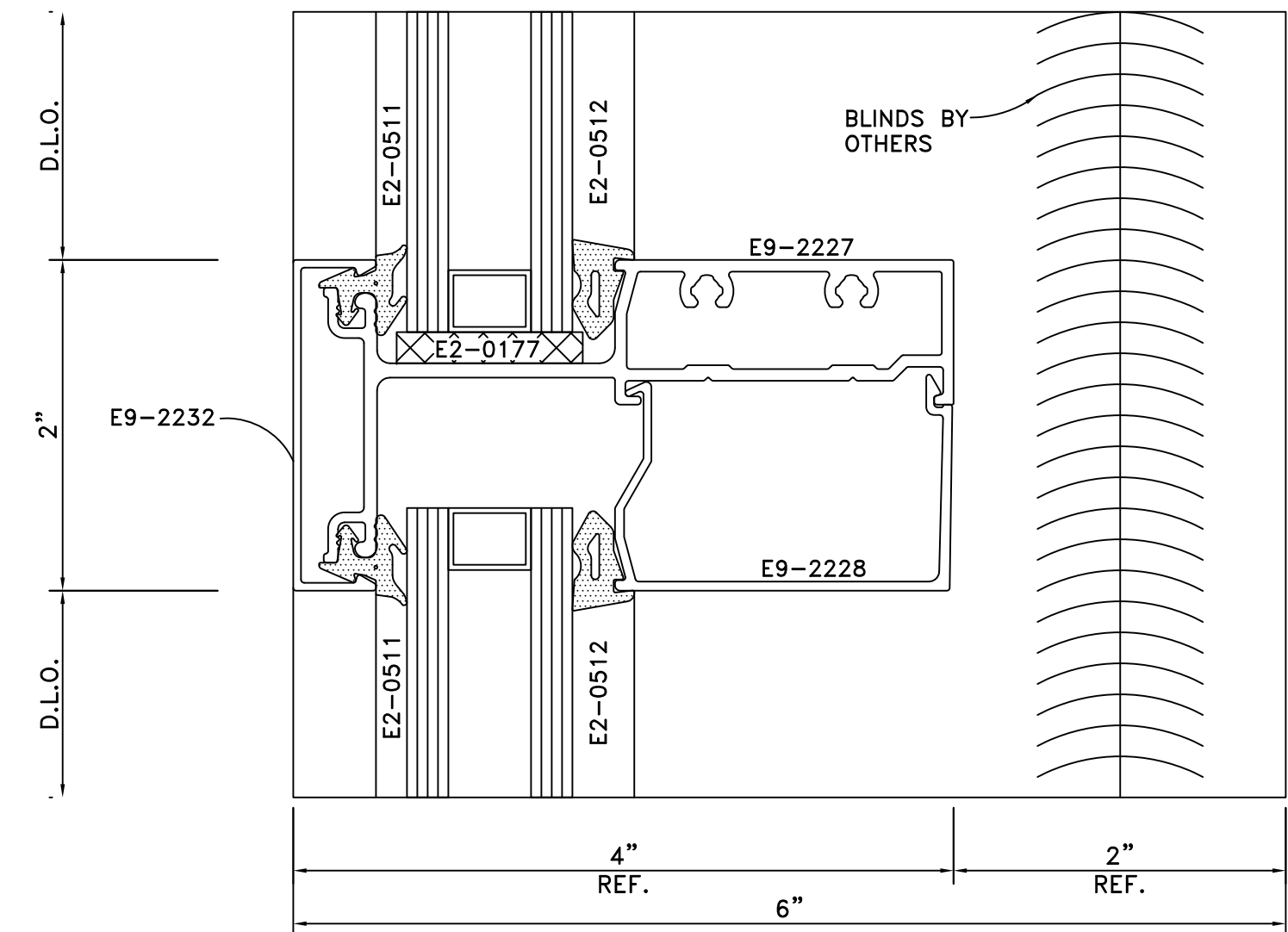
**DETAIL 1**  
FULL SCALE

ARCH. REF.: (2/A3-01; 1,2,5/A6-02)



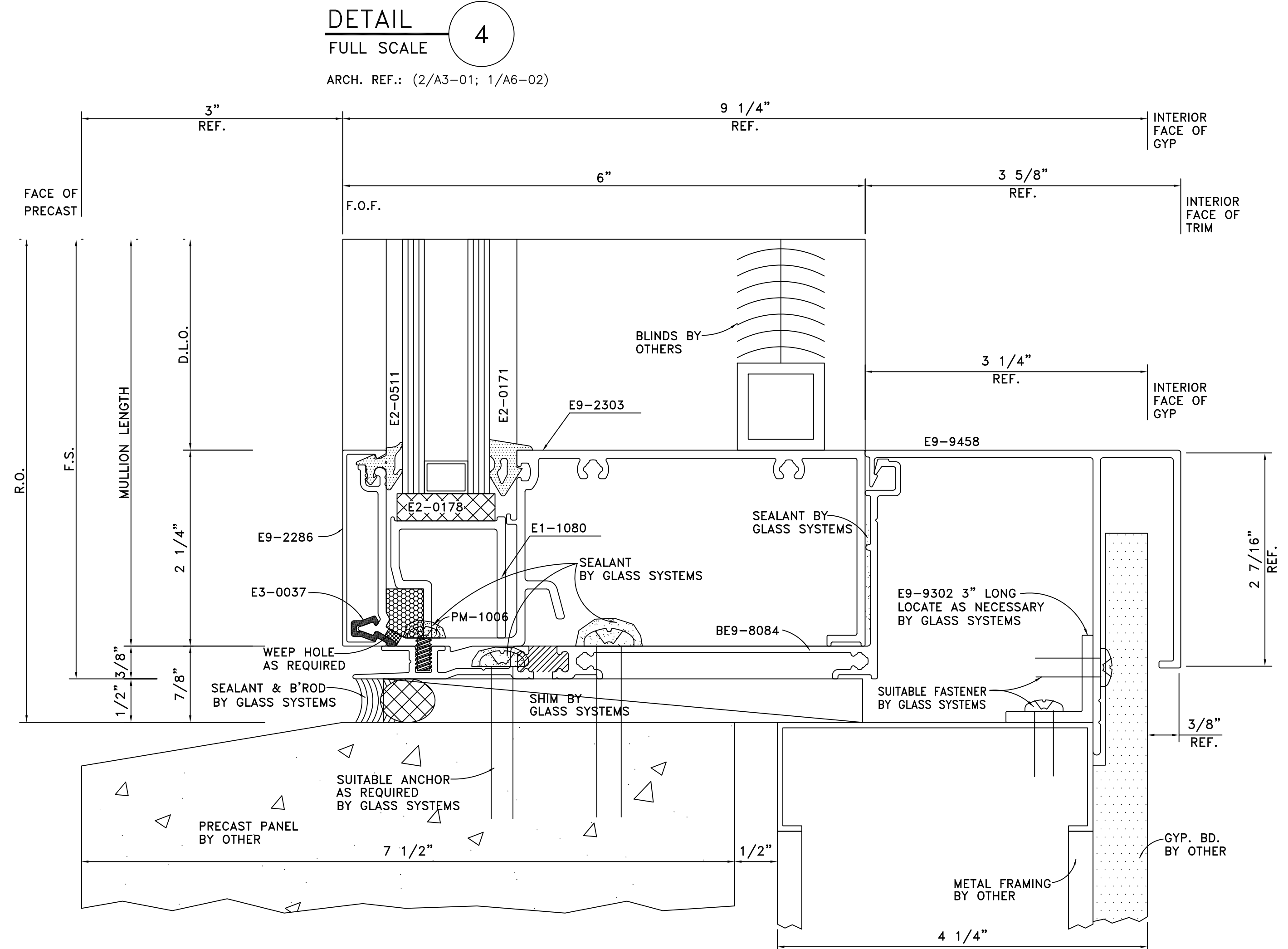
**DETAIL 3**  
FULL SCALE

ARCH. REF.: (2/A3-01)



**DETAIL 2**  
FULL SCALE


ARCH. REF.: SHALLOW HORIZONTAL



**DETAIL 4**  
FULL SCALE

ARCH. REF.: (2/A3-01; 1/A6-02)

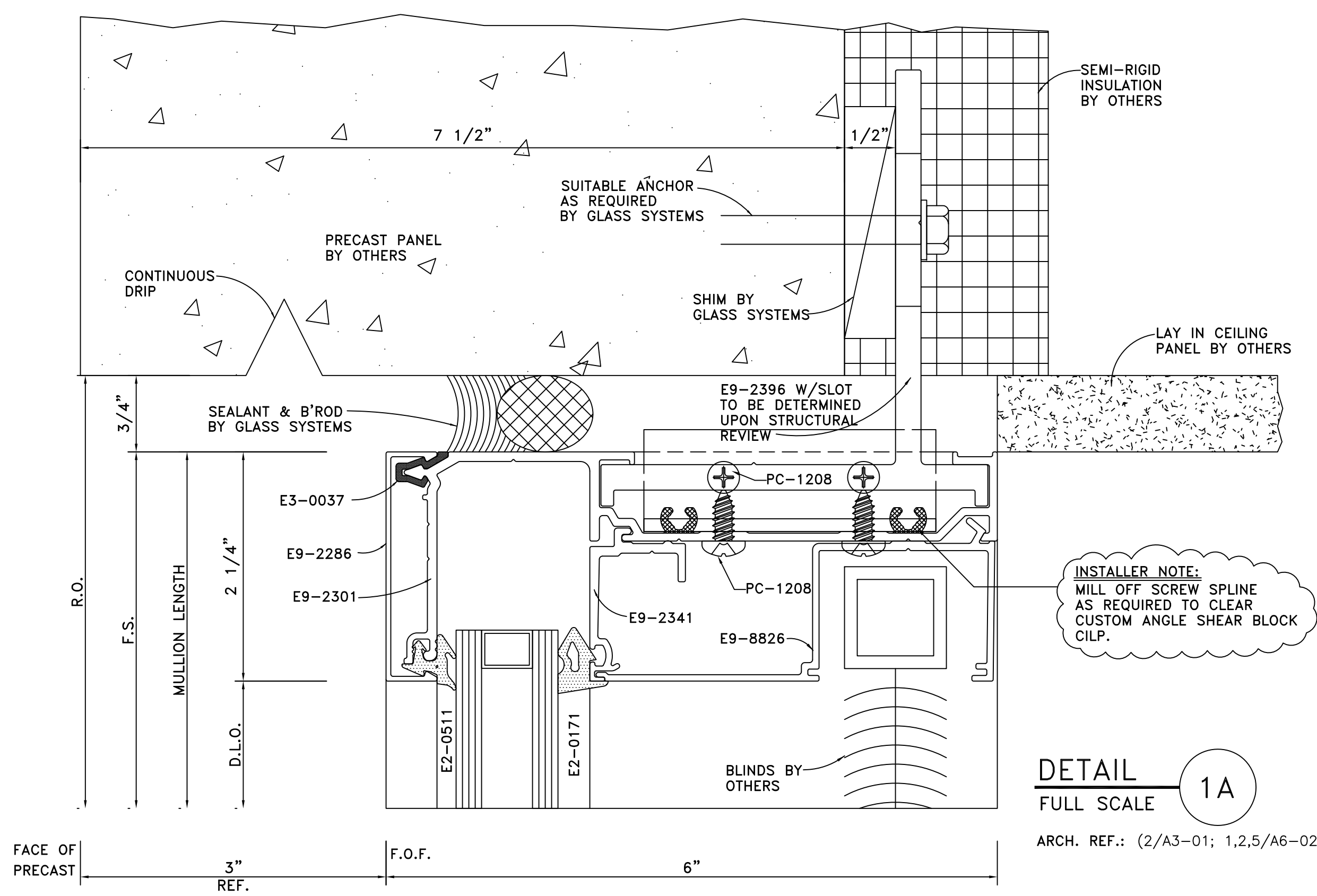
**GLASS SYSTEMS, INC.**  
6655 Marbut Road  
Lithonia, GA 30058  
Tel 770 482-5252 Fax 770 482-7438



PROJECT  
**OAK VIEW III**  
ALPHARETTA, GEORGIA

PROJECT NO.  
XXXXX  
DRAWN DATE  
BKB 02/01/08  
SCALE  
FULL SIZE  
FILE NO.  
D1.DWG  
SHEET  
D1

DETAILS

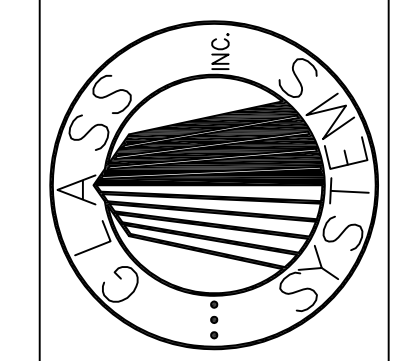


**INSTALLER NOTE:**  
MILL OFF SCREW SPLINE  
AS REQUIRED TO CLEAR  
CUSTOM ANGLE SHEAR BLOCK  
CIP.

**DETAIL** 1A  
FULL SCALE

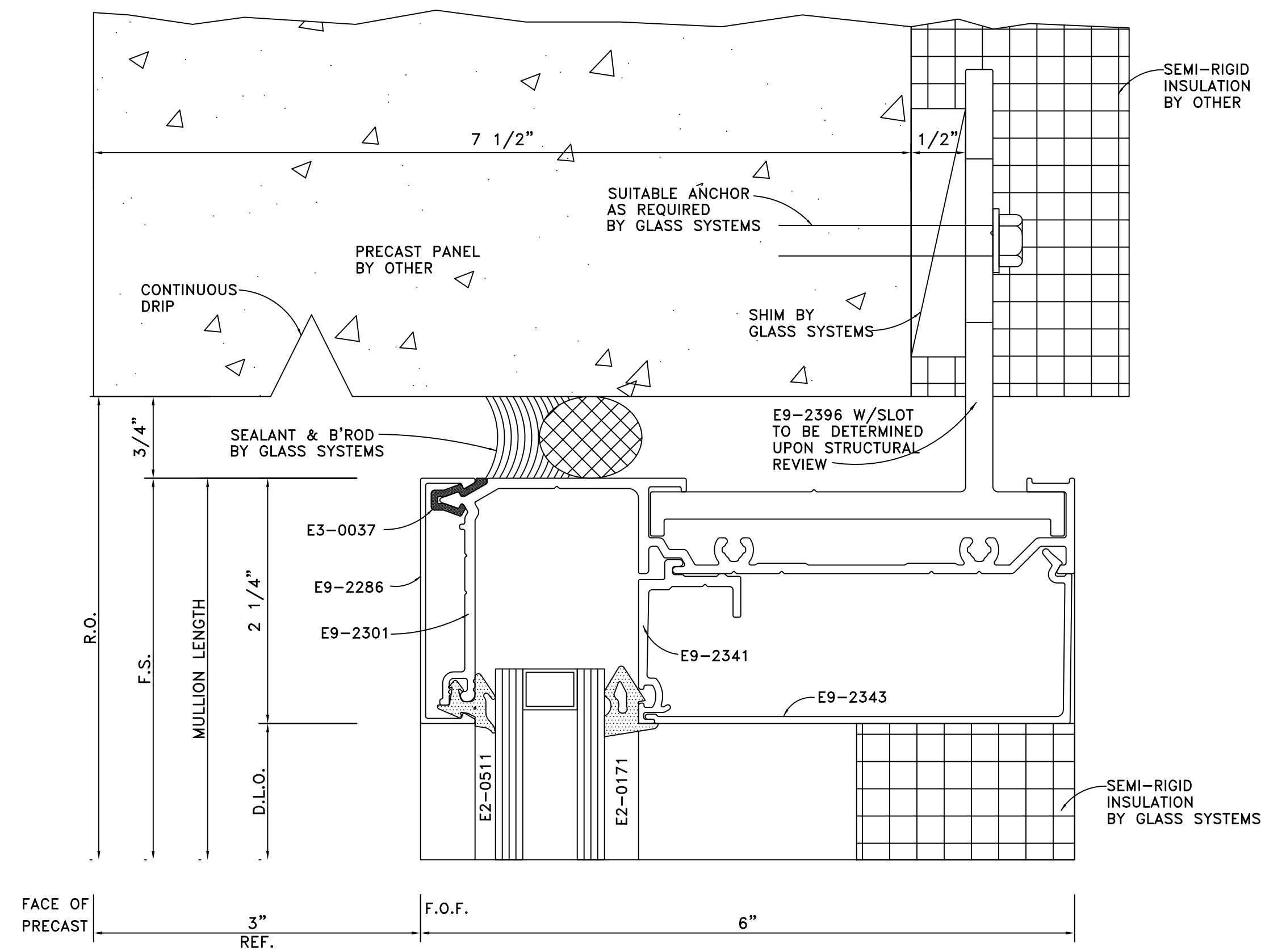
ARCH. REF.: (2/A3-01; 1,2,5/A6-02)


**GLASS SYSTEMS, INC.**  
6655 Marbut Road  
Lithonia, GA 30058  
Tel 770 482-5252 Fax 770 482-7438

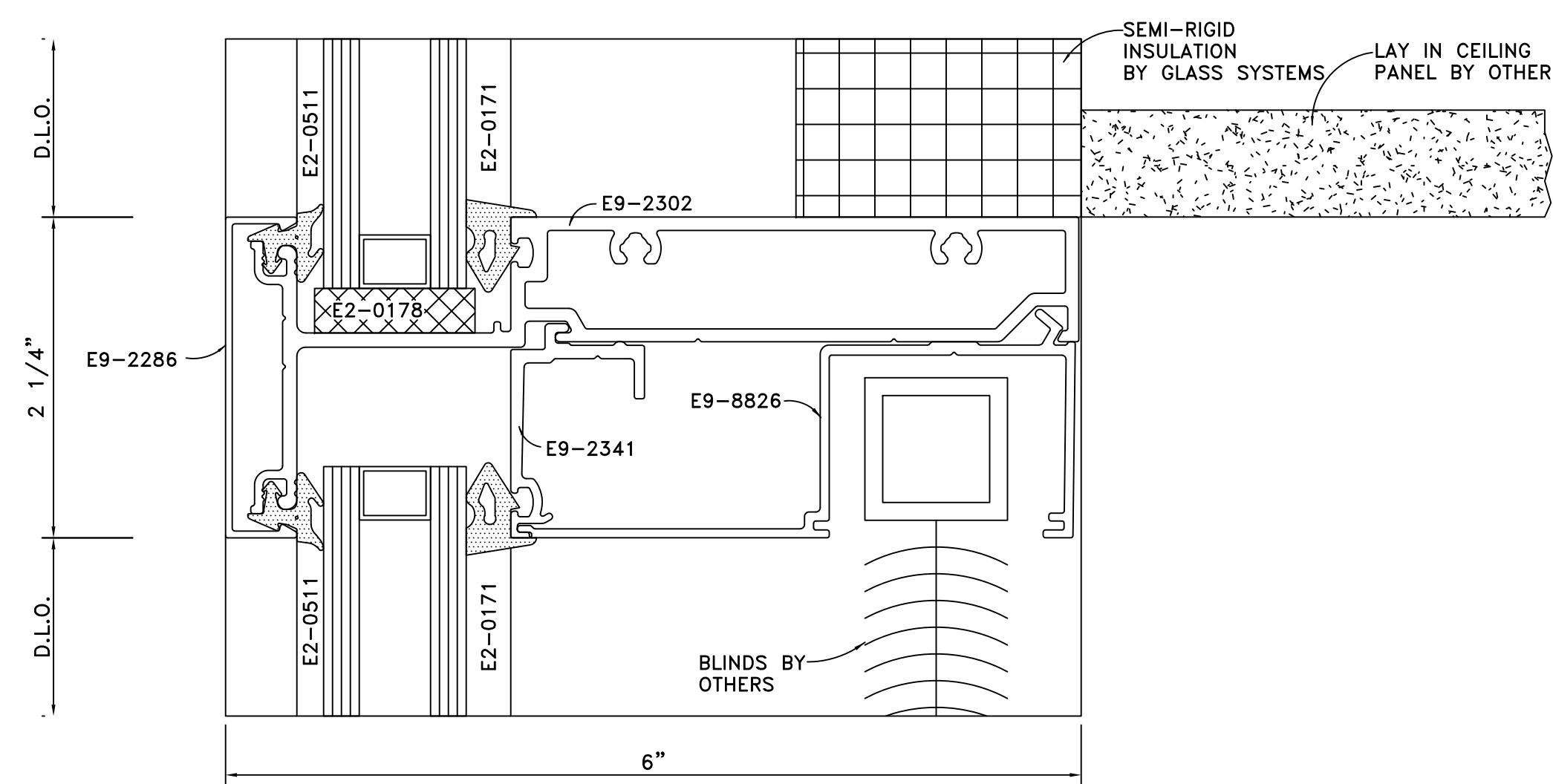


PROJECT  
**OAK VIEW III  
ALPHARETTA, GEORGIA**  
DETAILS

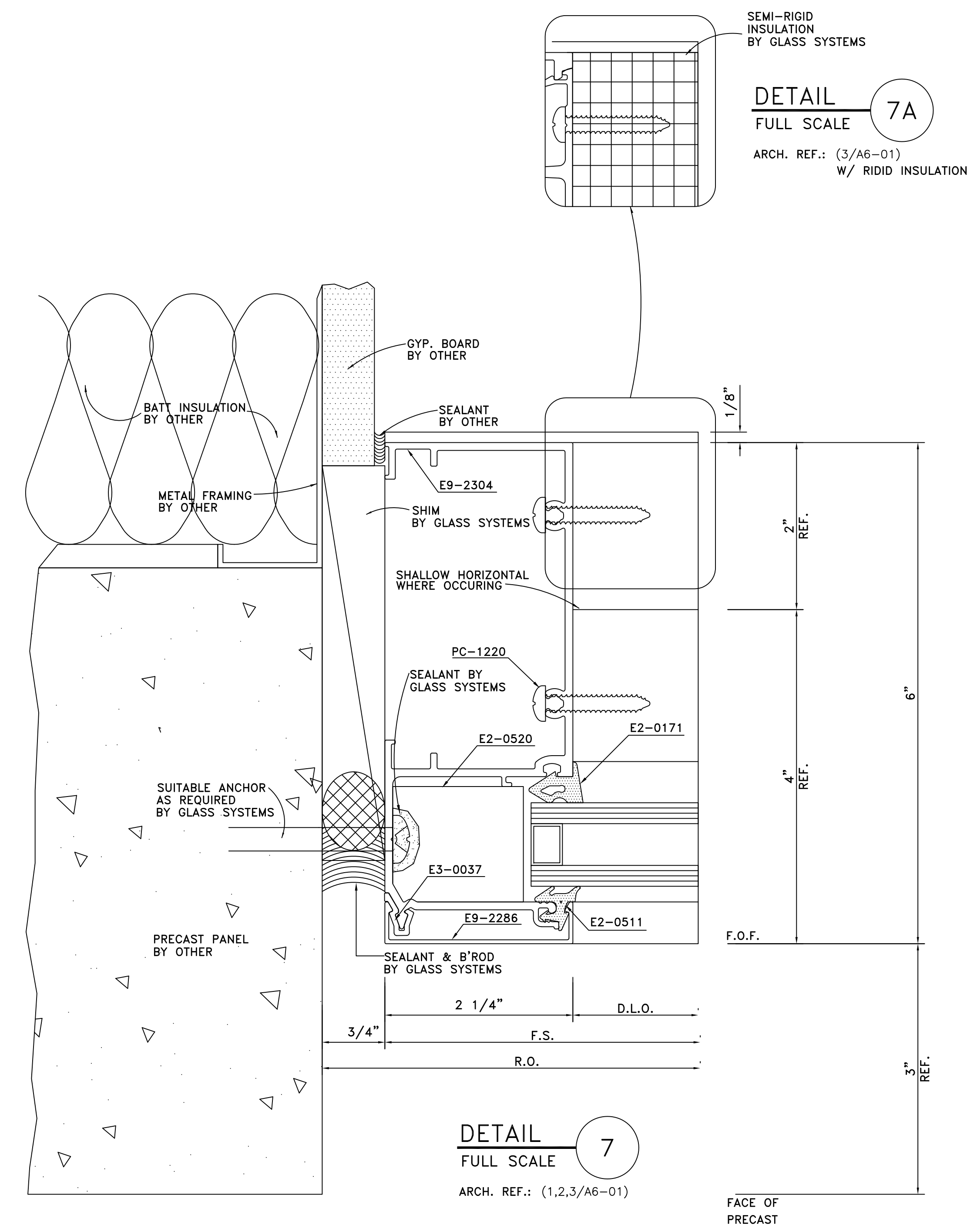
PROJECT NO. XXXXX	
DRAWN BKB	DATE 02/01/08
SCALE FULL SIZE	
FILE NO. D1.DWG	
SHEET D1	



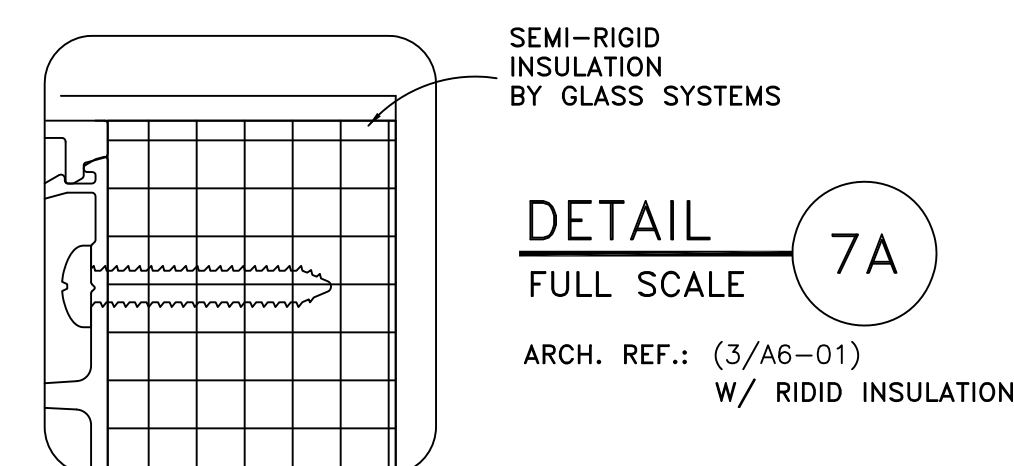
**DETAIL 5**  
FULL SCALE  
ARCH. REF.: (1/A3-01; 3,4/A6-02)



**DETAIL 6**  
FULL SCALE  
ARCH. REF.: (1/A3-01; 3,4/A6-02)

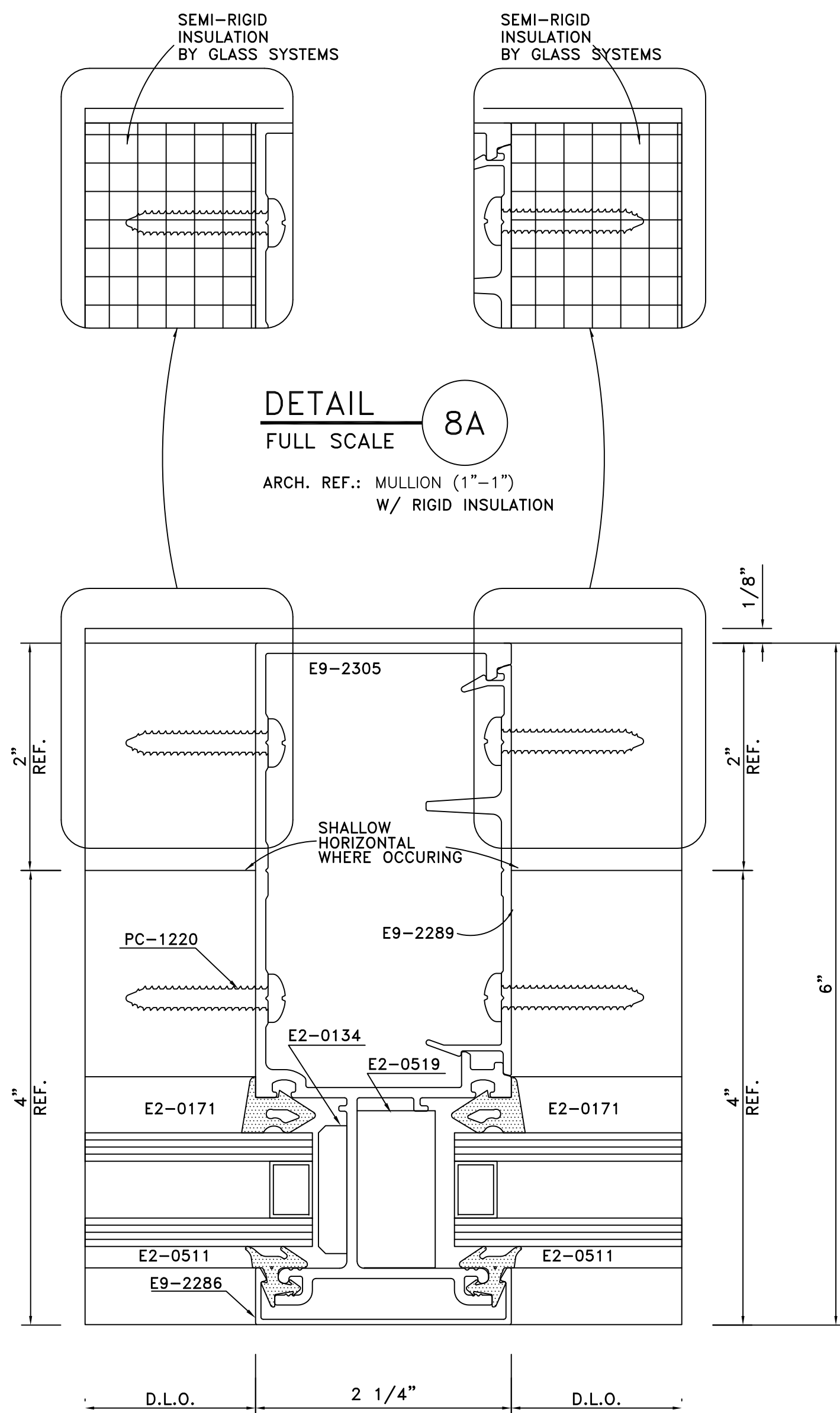


**DETAIL 7**  
FULL SCALE  
ARCH. REF.: (1,2,3/A6-01)



**DETAIL 7A**  
FULL SCALE  
ARCH. REF.: (3/A6-01)  
W/ RIGID INSULATION

<b>GLASS SYSTEMS, INC.</b>	
6655 Marbut Road Lithonia, GA 30058 Tel 770 482-5232 Fax 770 482-7438	
PROJECT <b>OAK VIEW III</b> ALPHARETTA, GEORGIA	DETAILS
PROJECT NO. XXXXXX	
DRAWN BKB	DATE 02/01/08
SCALE FULL SIZE	
FILE NO. D2.DWG	
SHEET D2	

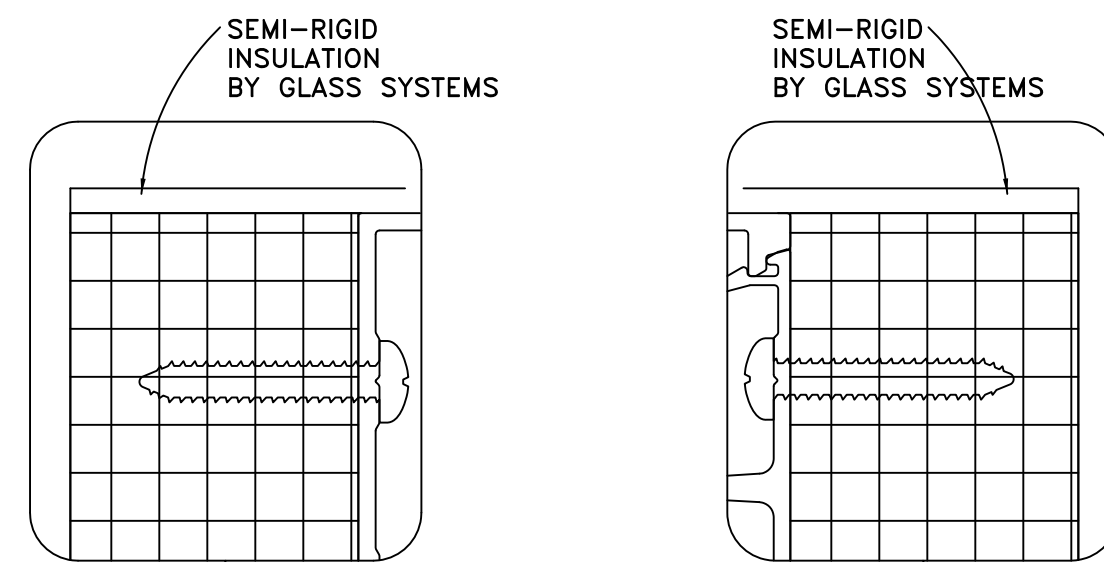


**DETAIL 8A**  
FULL SCALE

ARCH. REF.: MULLION (1"-1")  
W/ RIGID INSULATION

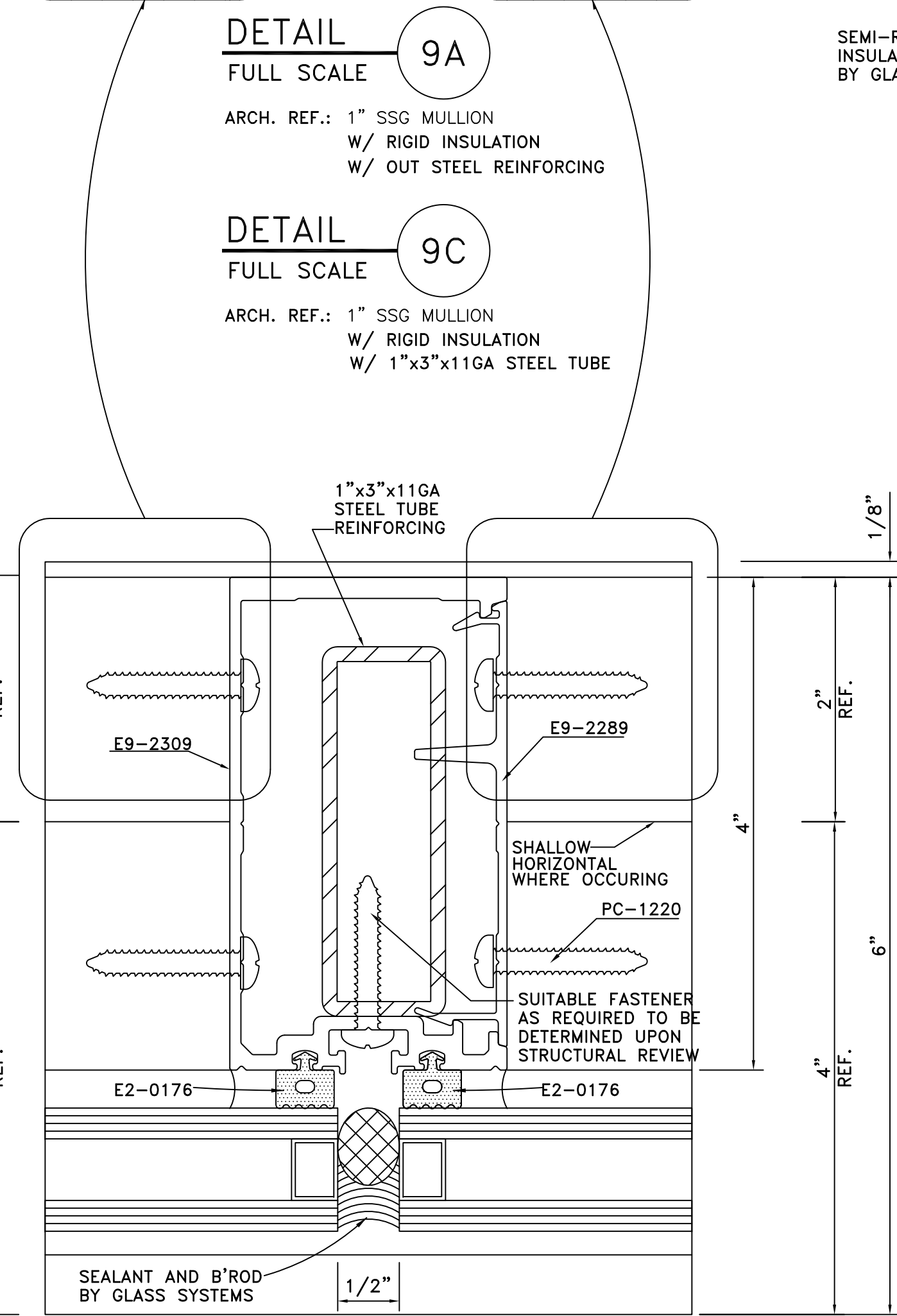
**DETAIL 8**  
FULL SCALE

ARCH. REF.: MULLION (1"-1")



**DETAIL 9A**  
FULL SCALE

ARCH. REF.: 1" SSG MULLION  
W/ RIGID INSULATION  
W/ OUT STEEL REINFORCING



**DETAIL 9C**  
FULL SCALE

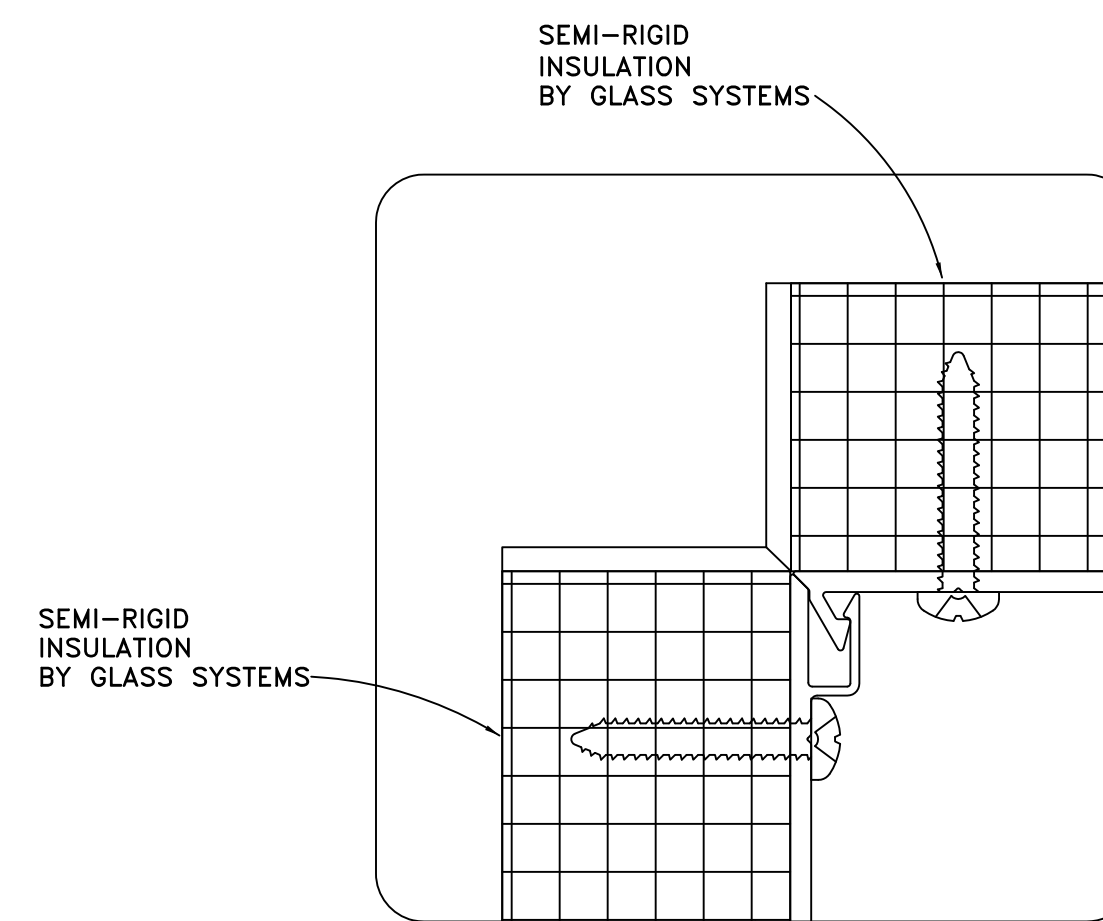
ARCH. REF.: 1" SSG MULLION  
W/ RIGID INSULATION  
W/ 1"x3"x11GA STEEL TUBE

**DETAIL 9**  
FULL SCALE

ARCH. REF.: 1" SSG MULLION  
W/ OUT STEEL REINFORCING

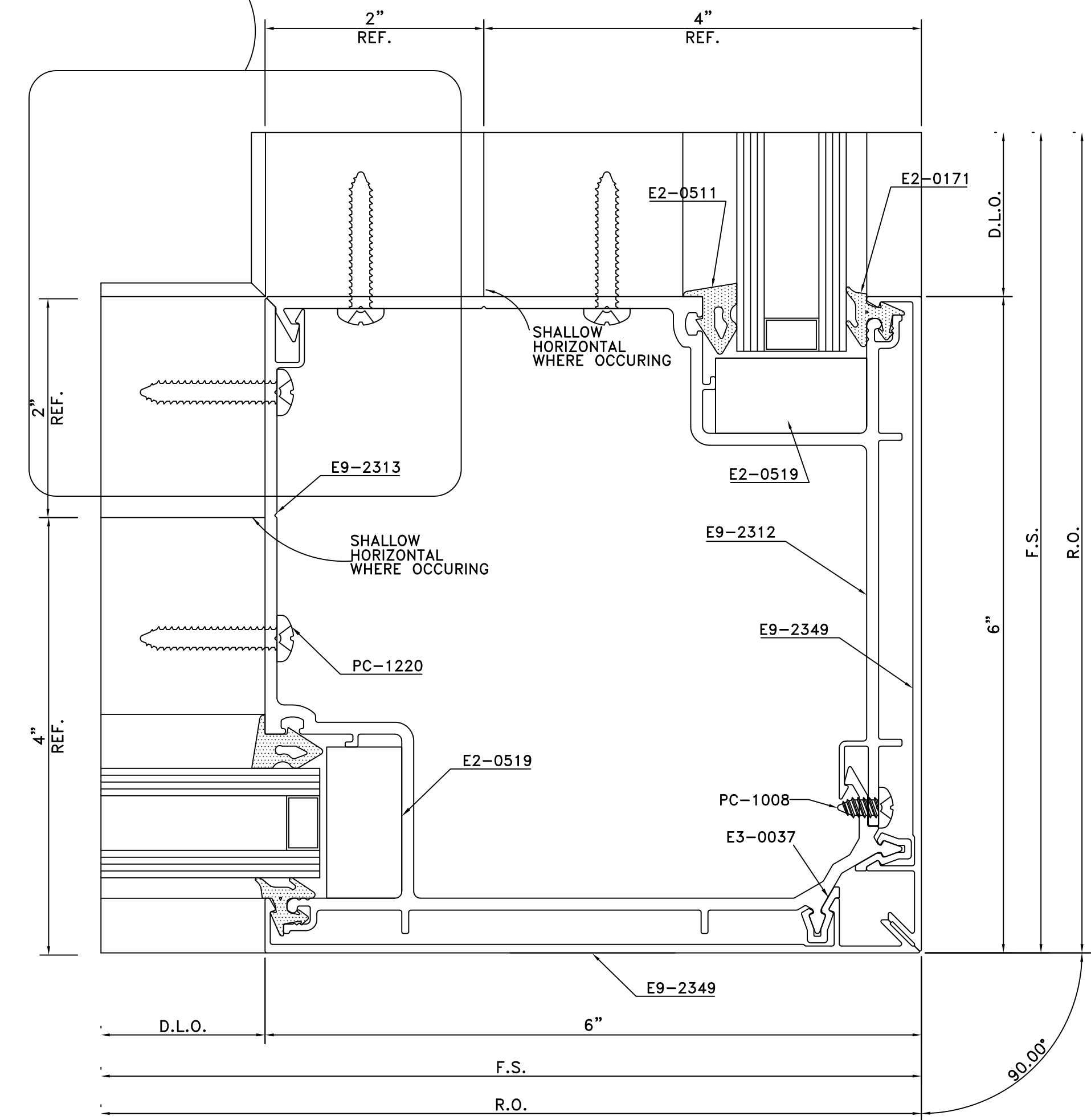
**DETAIL 9B**  
FULL SCALE

ARCH. REF.: 1" SSG MULLION  
W/ 1"x3"x11GA STEEL TUBE



**DETAIL 10A**  
FULL SCALE


ARCH. REF.: 90° OUTSIDE CORNER  
W/ RIGID INSULATION



**DETAIL 10**  
FULL SCALE

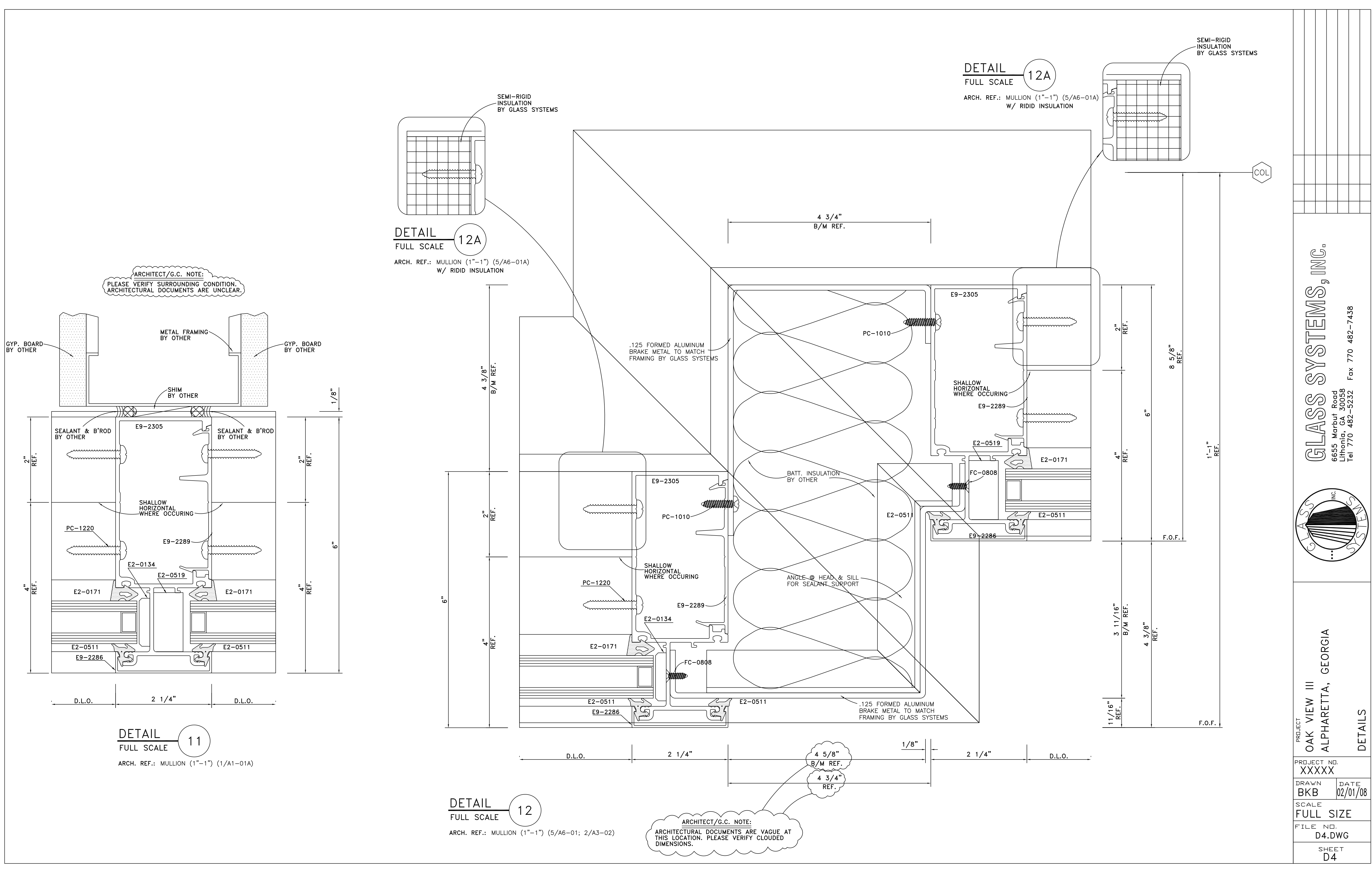
ARCH. REF.: 90° OUTSIDE CORNER

**GLASS SYSTEMS, INC.**  
6655 Marbut Road  
Lithonia, GA 30058  
Tel: 770 482-5232 Fax: 770 482-7438

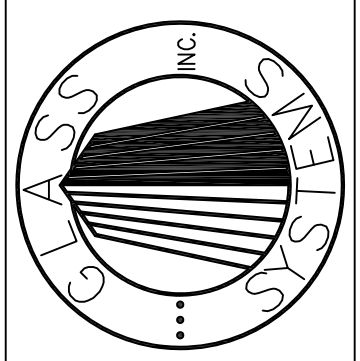


PROJECT  
OAK VIEW III  
ALPHARETTA, GEORGIA

PROJECT NO. XXXXX  
DRAWN BKB DATE 02/01/01  
SCALE FULL SIZE  
FILE NO. D3.DWG  
SHEET D3

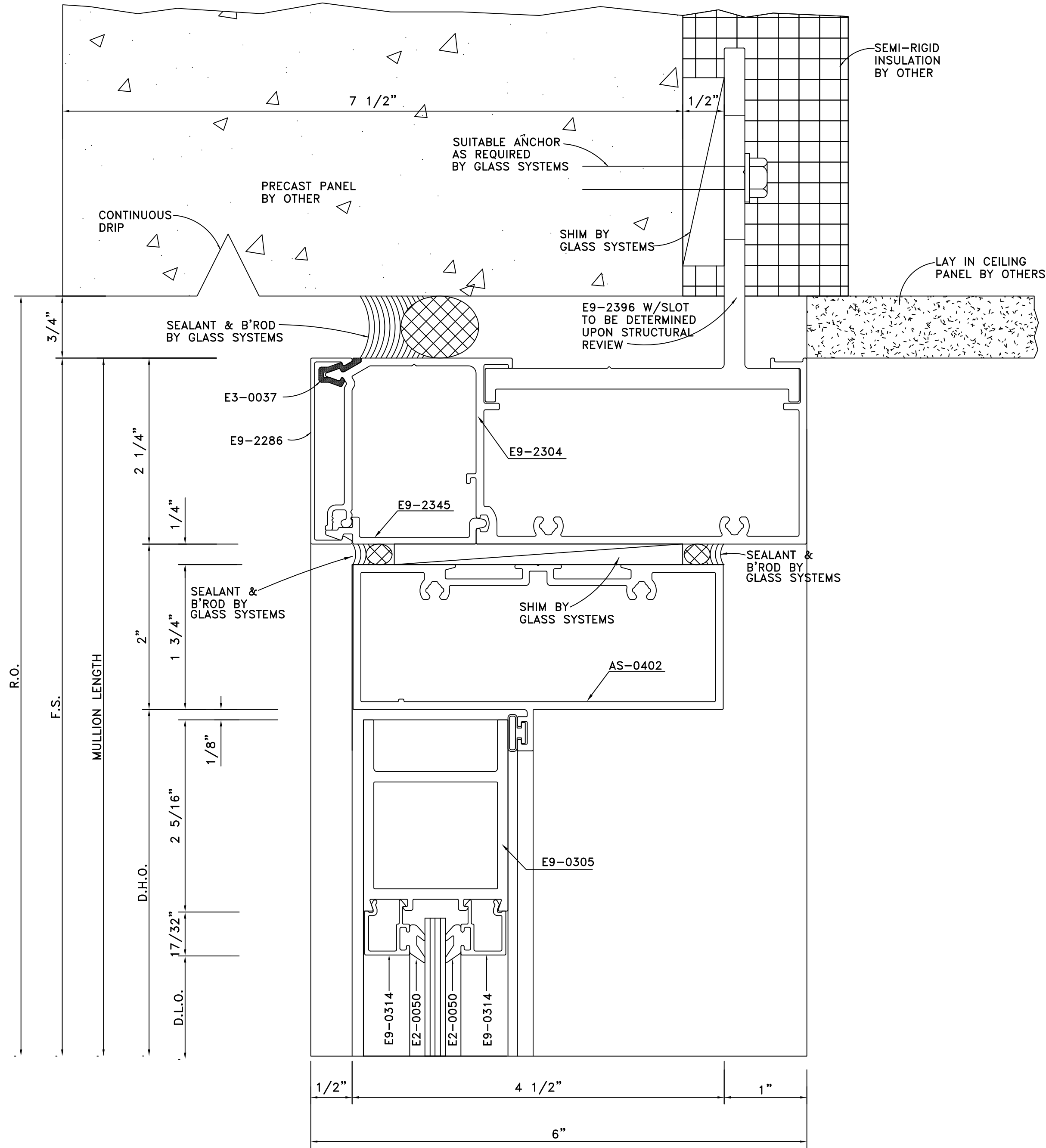


**GLASS SYSTEMS, INC.**  
6655 Marbut Road  
Lithonia, GA 30058  
Tel 770 482-5252 Fax 770 482-7438



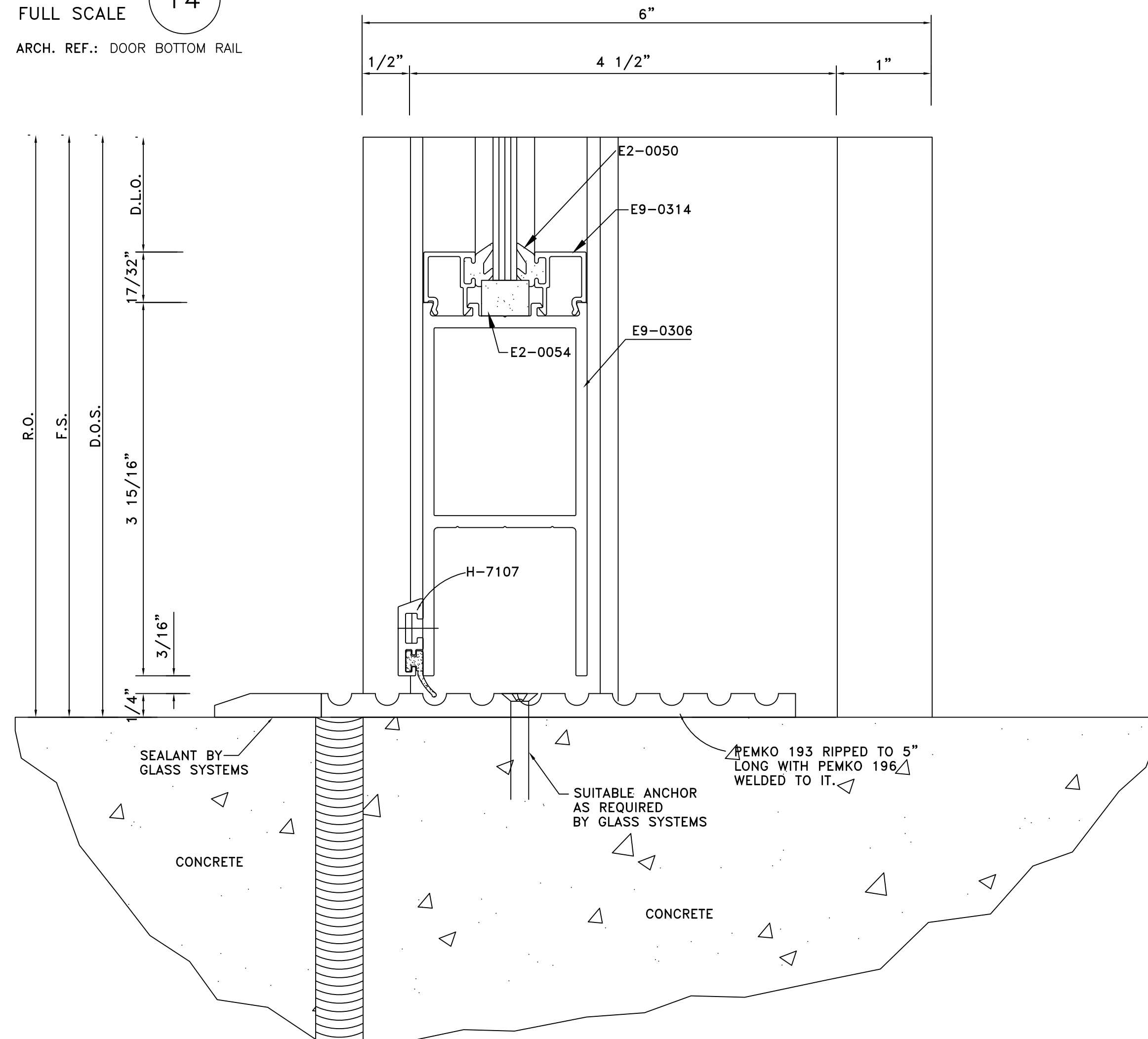
PROJECT  
**OAK VIEW III**  
ALPHARETTA, GEORGIA  
DETAILS

PROJECT NO.	XXXXX
DRAWN	DATE
BKB	02/01/08
SCALE	FULL SIZE
FILE NO.	D4.DWG
SHEET	D4




**DETAIL 13**  
 FULL SCALE  
 ARCH. REF.: (2/A3-01; 2/A6-02)

**DETAIL 14**  
 FULL SCALE  
 ARCH. REF.: DOOR BOTTOM RAIL



**GLASS SYSTEMS, INC.**  
 6655 Marbut Road  
 Lithonia, GA 30058  
 Tel 770 482-5252 Fax 770 482-7438

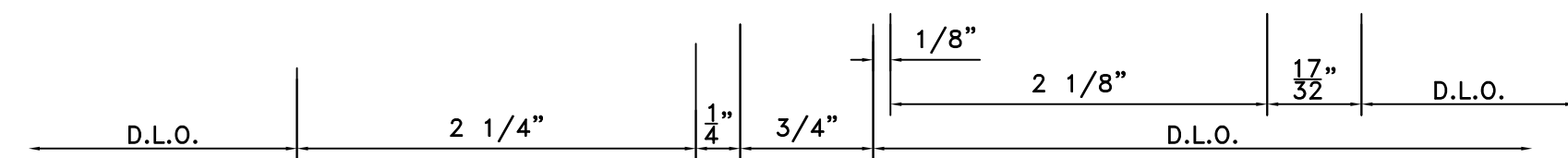
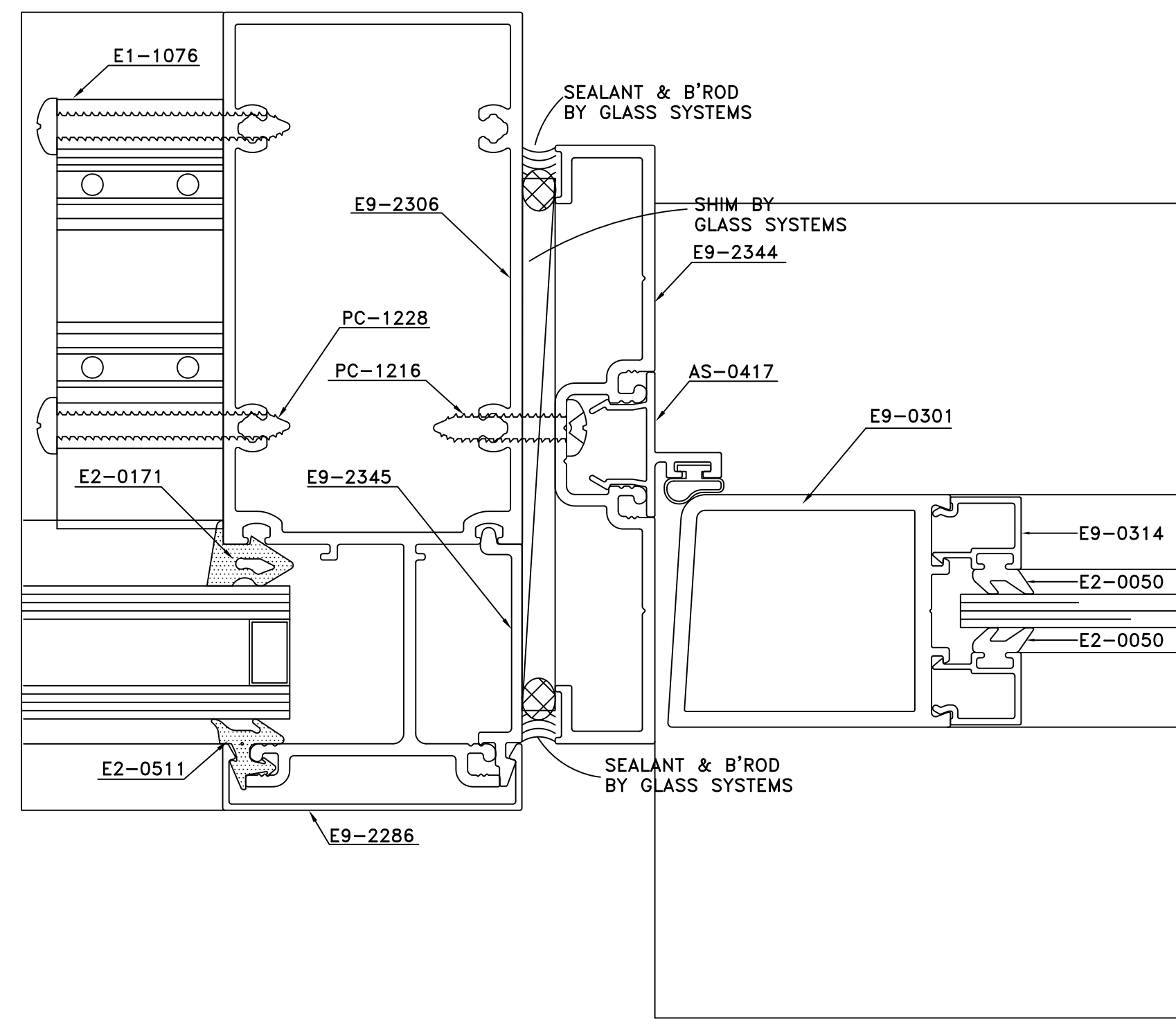


PROJECT  
**OAK VIEW III**  
**ALPHARETTA, GEORGIA**

PROJECT NO.  
 XXXXX  
 DRAWN DATE  
 BKB 02/01/08  
 SCALE  
 FULL SIZE  
 FILE NO.  
 D5.DWG  
 SHEET  
 D5

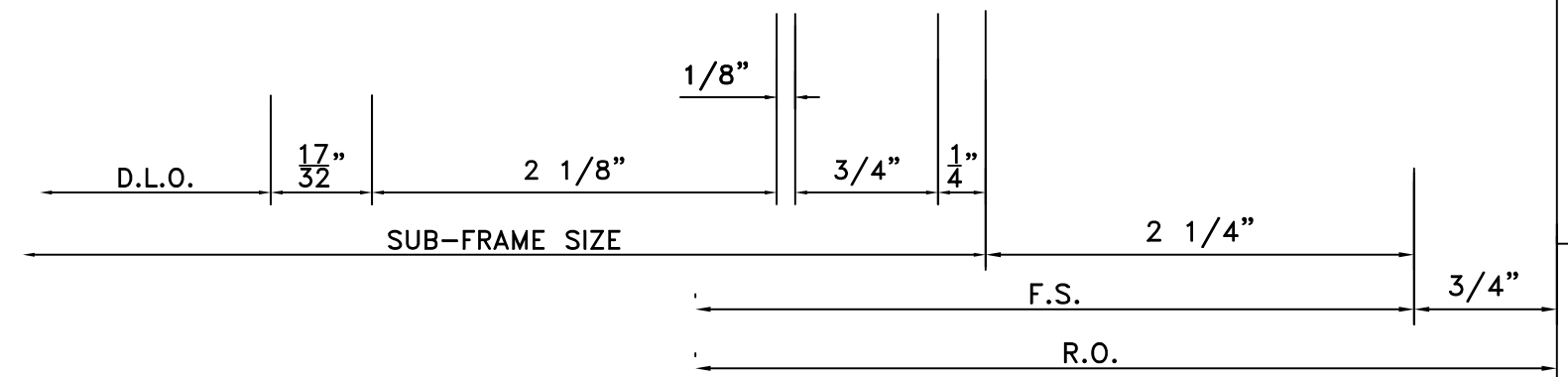
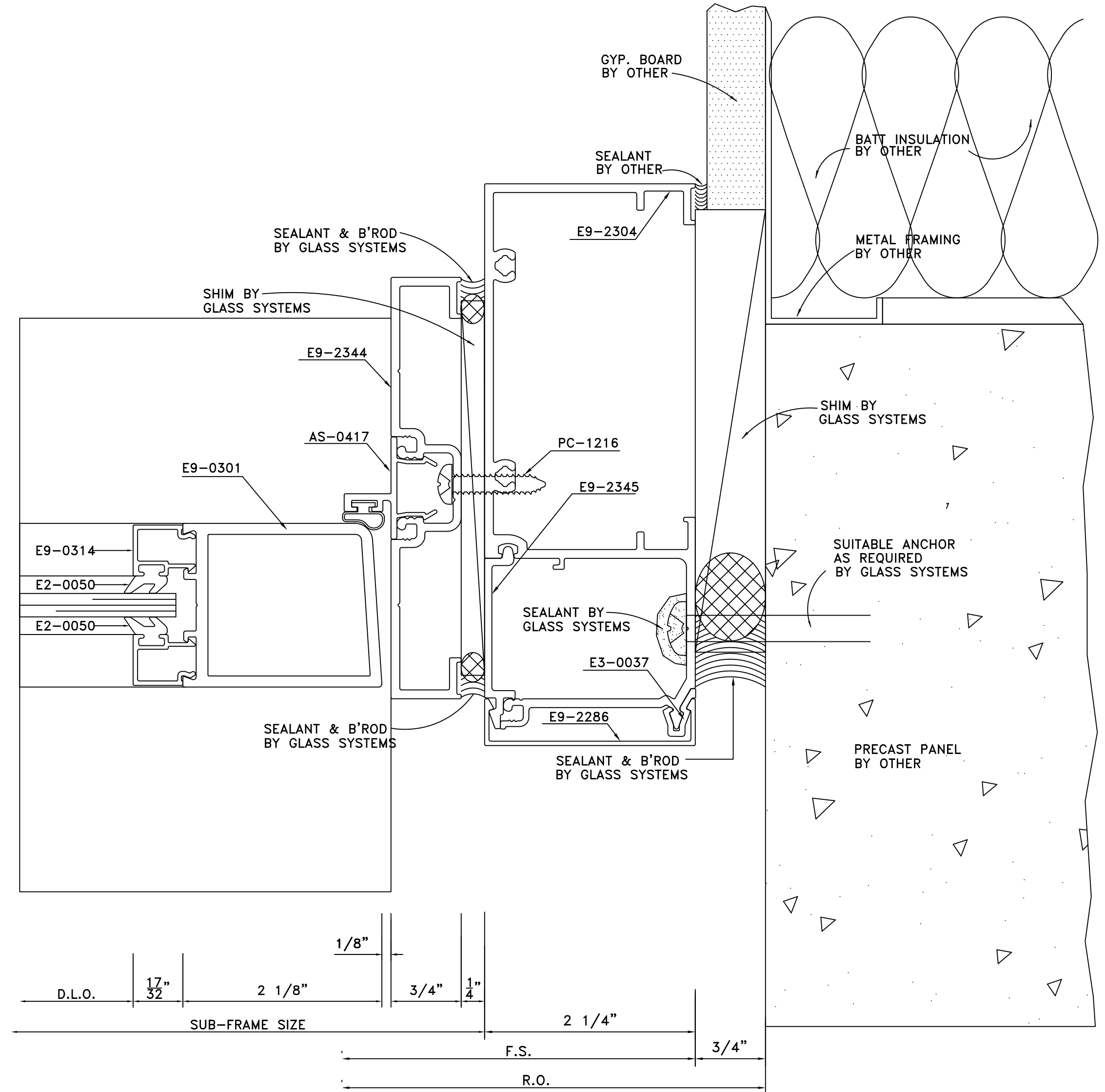
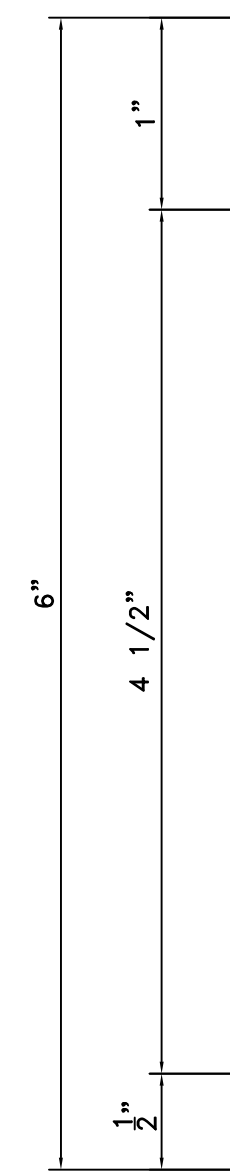
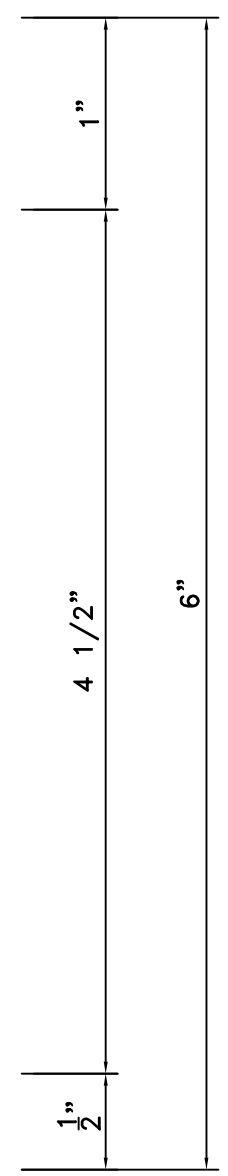
DETAILS





DETAIL 15  
FULL SCALE

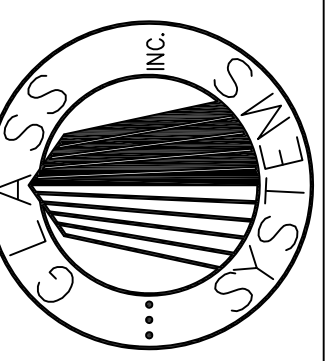
ARCH. REF.: DOOR JAMB © SIDELITE



DETAIL 16  
FULL SCALE

ARCH. REF.: DOOR JAMB © CONDITION

GLASS SYSTEMS, INC.  
6655 Marbut Road  
Lithonia, GA 30058  
Tel 770 482-5252 Fax 770 482-7438

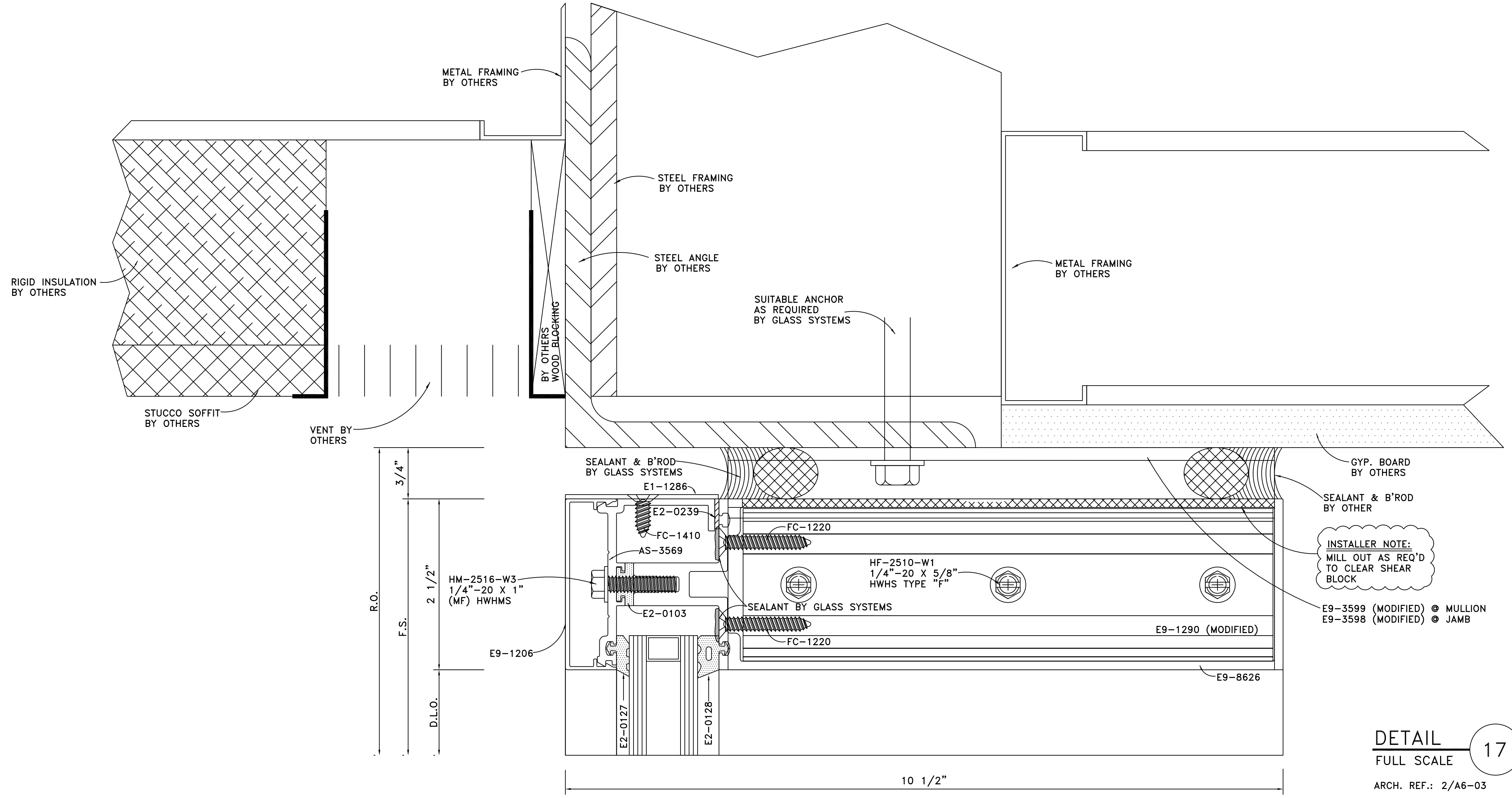


PROJECT  
OAK VIEW III  
ALPHARETTA, GEORGIA

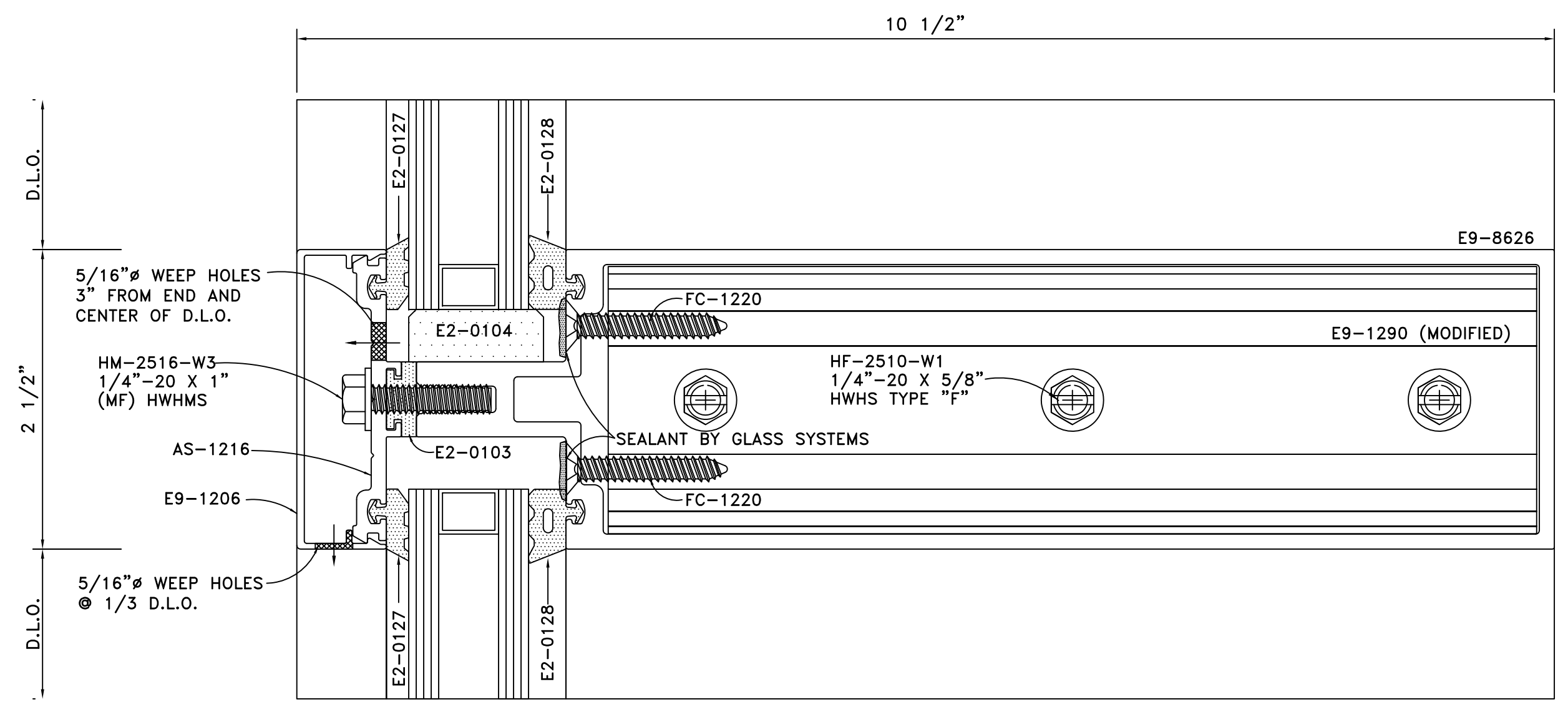
PROJECT NO.  
XXXXX  
DRAWN DATE  
BKB 02/01/08  
SCALE  
FULL SIZE  
FILE NO.  
D6.DWG  
SHEET  
D6

DETAILS



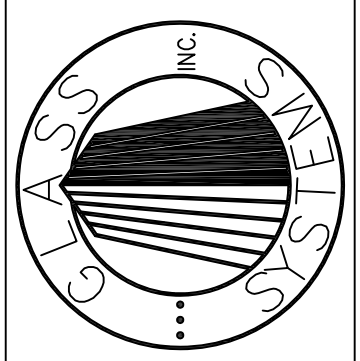


**DETAIL 17**  
FULL SCALE  
ARCH. REF.: 2/A6-03



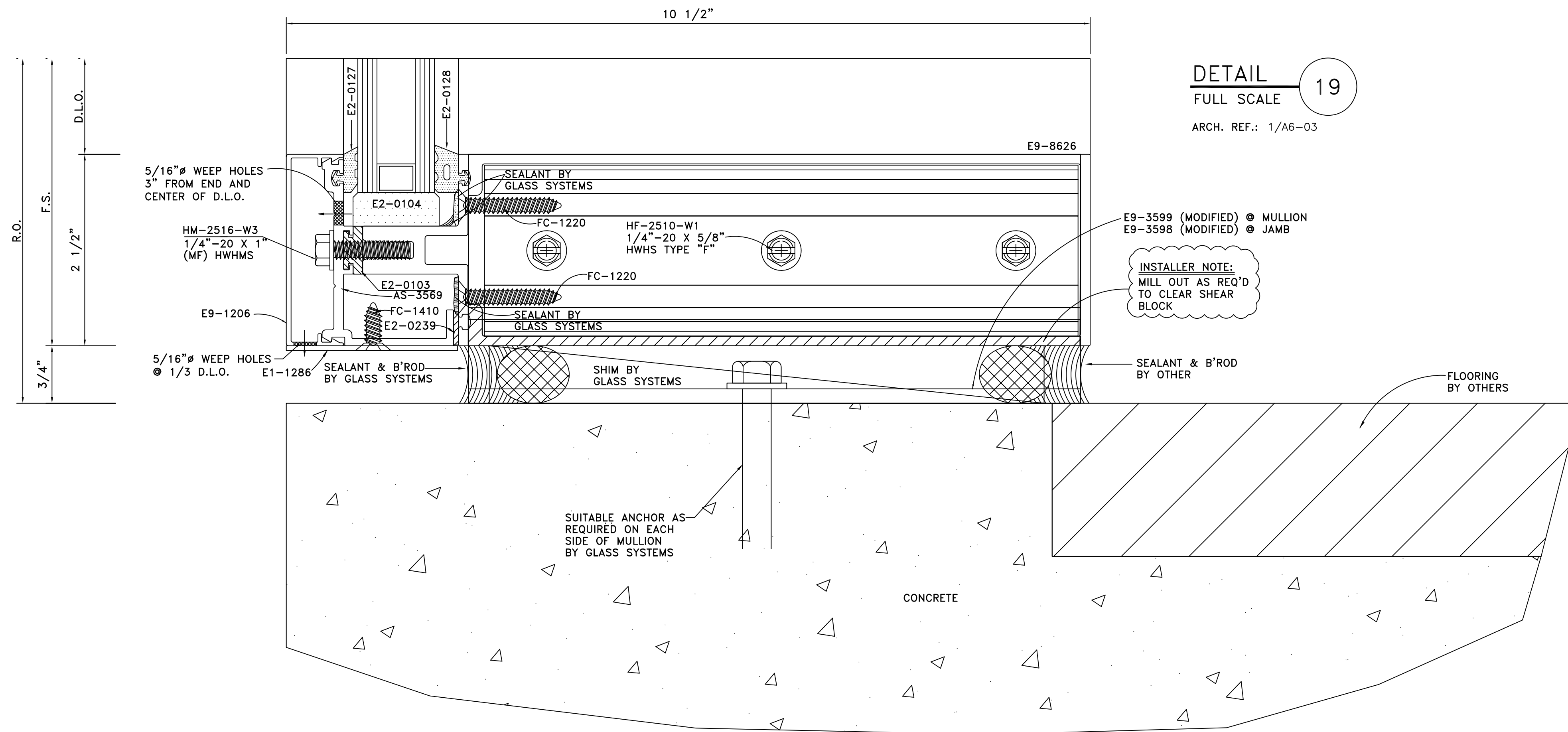
**DETAIL 18**  
FULL SCALE  
ARCH. REF.: HORIZONTAL

**GLASS SYSTEMS, INC.**  
6655 Marbut Road  
Lithonia, GA 30058  
Tel 770 482-5252 Fax 770 482-7438

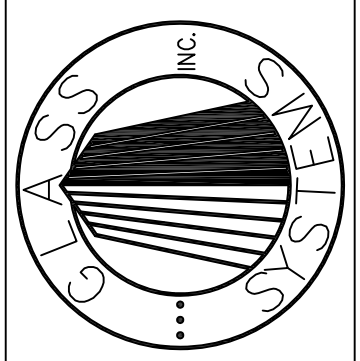


PROJECT  
OAK VIEW III  
ALPHARETTA, GEORGIA  
DETAILS

PROJECT NO. XXXXX	
DRAWN BKB	DATE 02/01/08
SCALE FULL SIZE	
FILE NO. D7.DWG	
SHEET D7	



**GLASS SYSTEMS, INC.**  
6655 Marbut Road  
Lithonia, GA 30058  
Tel 770 482-5232 Fax 770 482-7438



PROJECT  
OAK VIEW III  
ALPHARETTA, GEORGIA

DETAILS

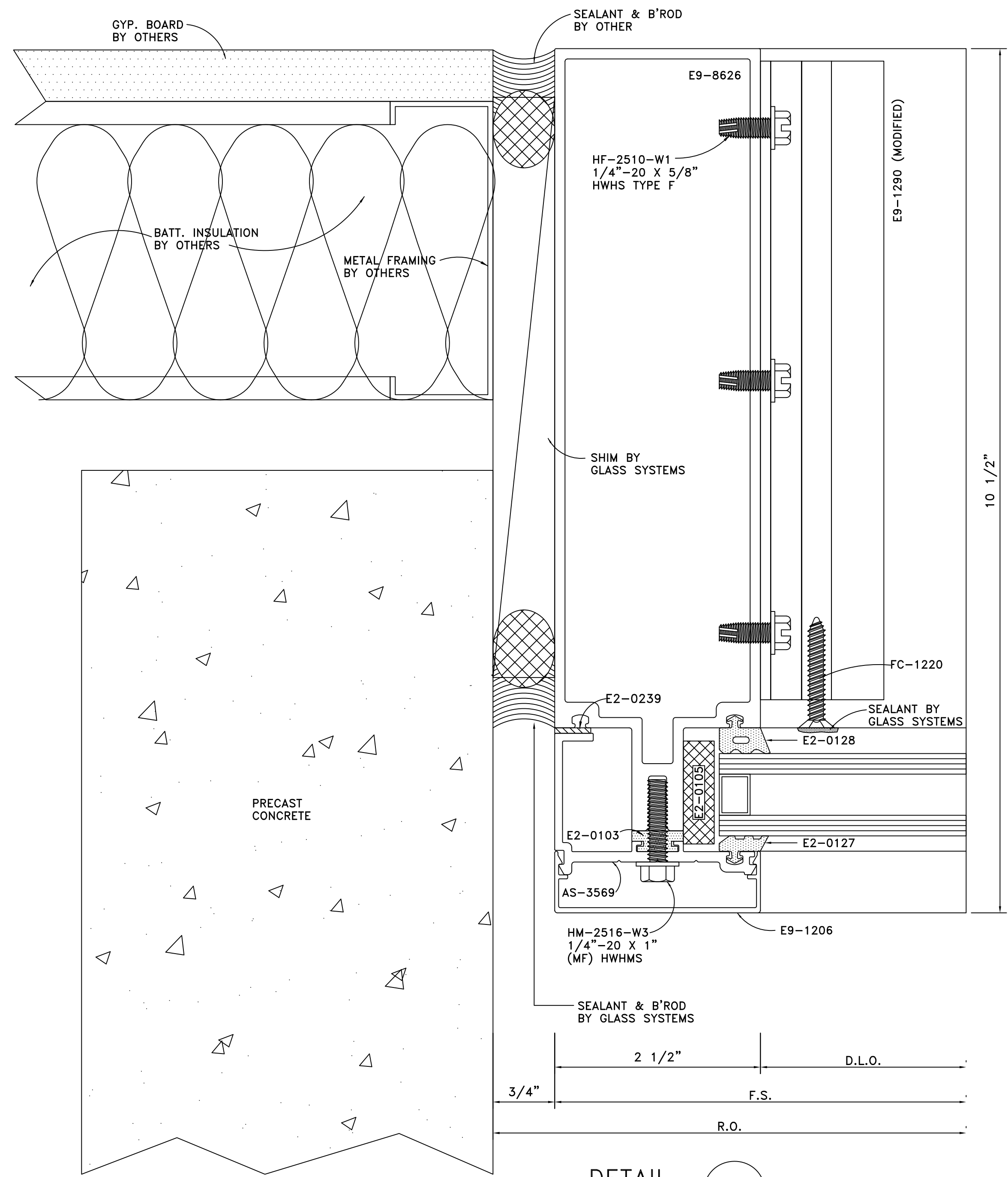
PROJECT NO.  
XXXXX

DRAWN DATE  
BKB 02/01/08

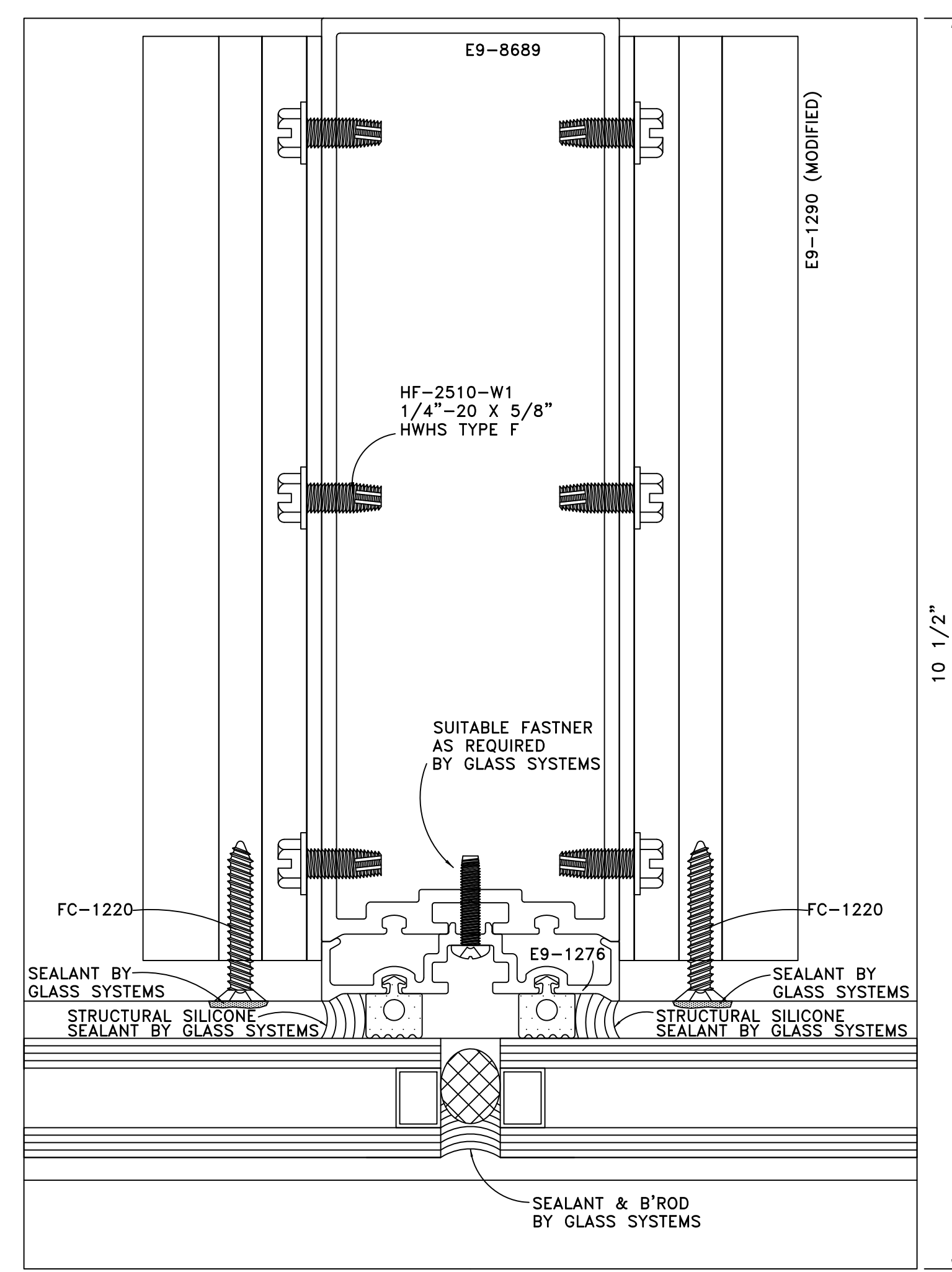
SCALE  
FULL SIZE

FILE NO.  
D8.DWG

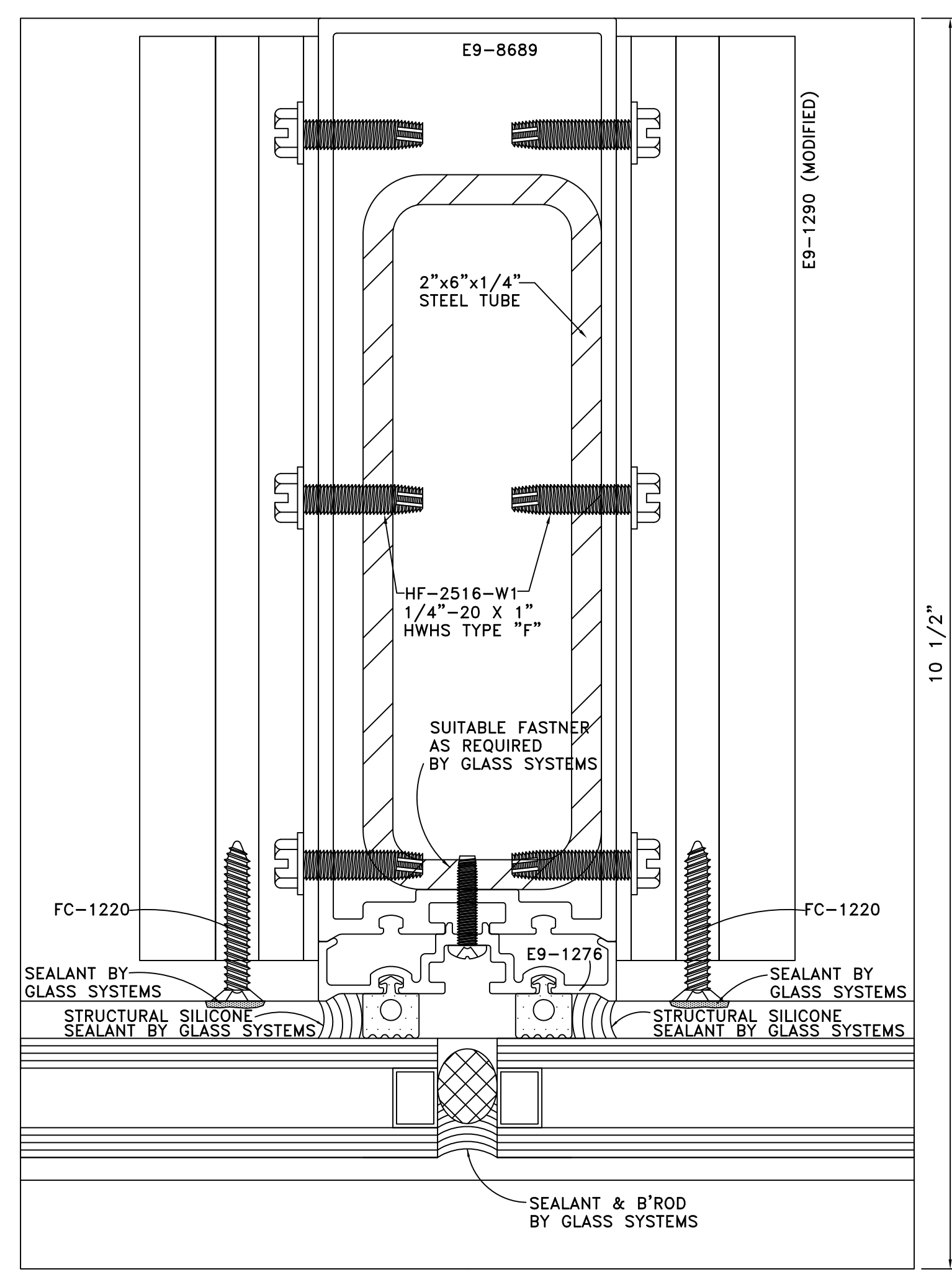
SHEET  
D8



**DETAIL 20**  
 FULL SCALE  
 ARCH. REF.: 1/A6-01

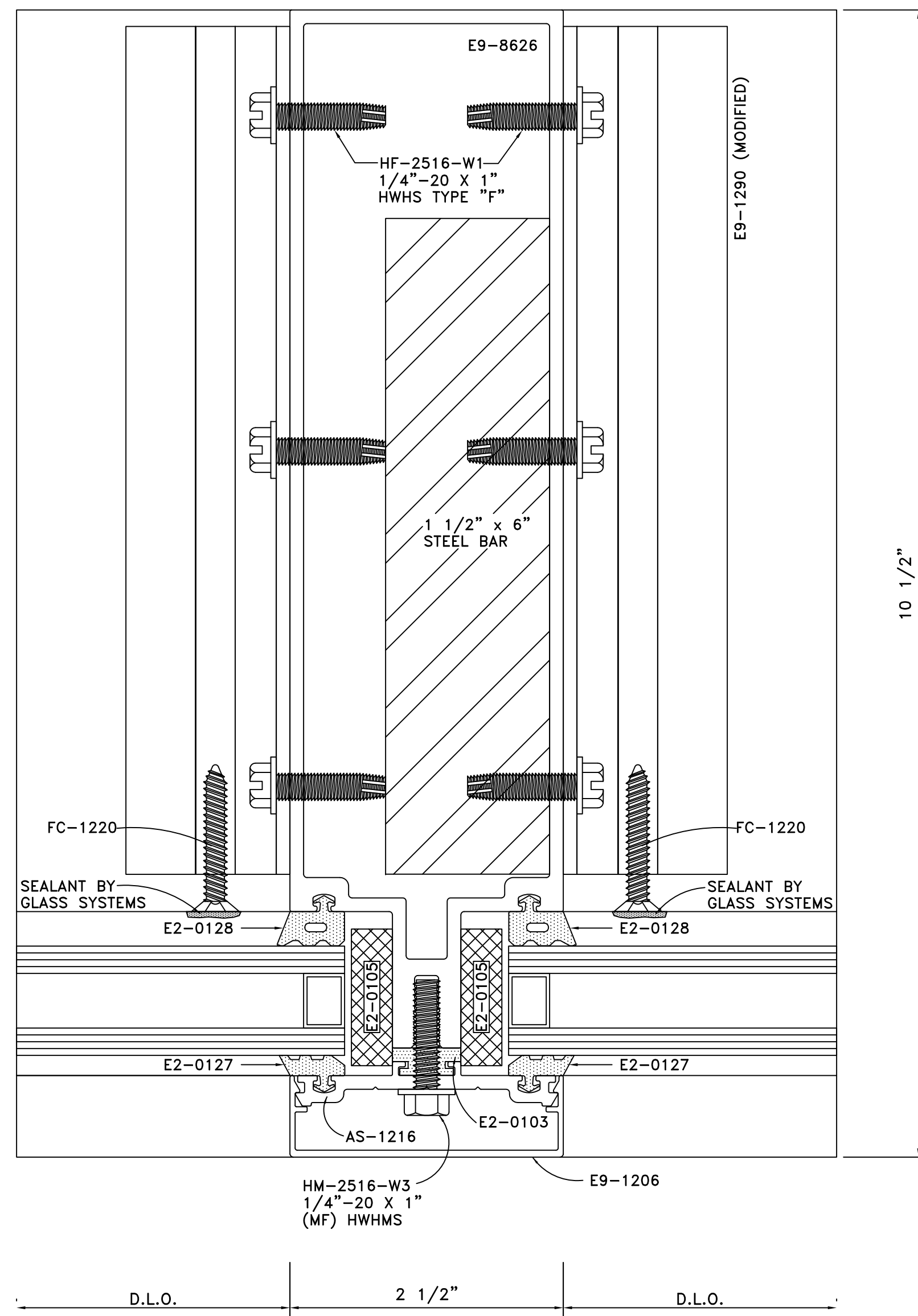


**DETAIL 21**  
 FULL SCALE  
 ARCH. REF.: MULLION 1"-1"

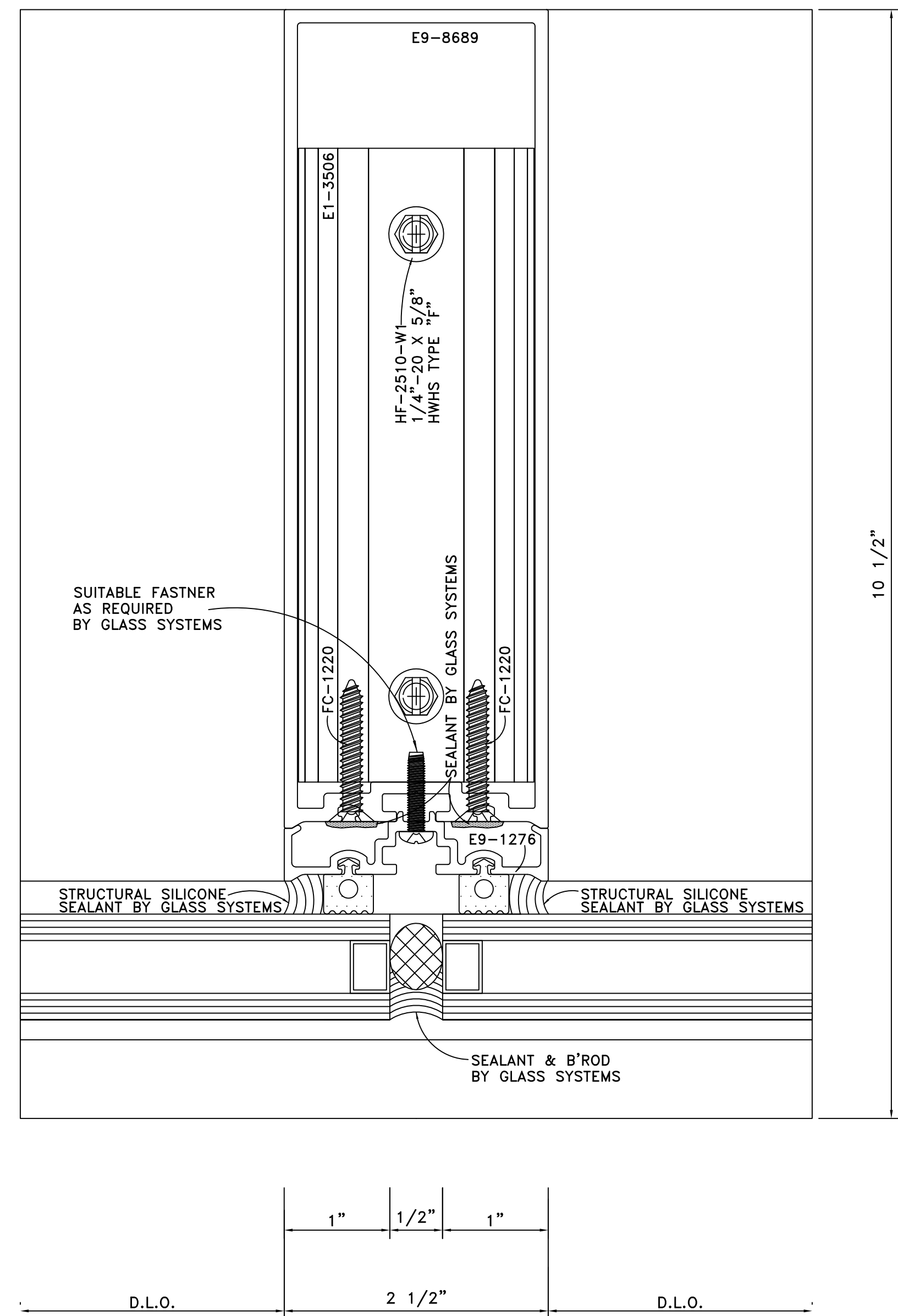


**DETAIL 21A**  
 FULL SCALE  
 ARCH. REF.: MULLION 1"-1"  
 W/ 2"x6"x1/4" STEEL TUBE REINFORCING


<p><b>GLASS SYSTEMS, INC.</b>          6655 Marbut Road          Lithonia, GA 30058          Tel 770 482-5252 Fax 770 482-7438</p>	
PROJECT <b>OAK VIEW III          ALPHARETTA, GEORGIA</b>	PROJECT NO. <b>XXXXX</b>
DRAWN <b>BKB</b>	DATE <b>02/01/08</b>
SCALE <b>FULL SIZE</b>	FILE NO. <b>D9.DWG</b>
SHEET <b>D9</b>	DETAILS



DETAIL 22  
FULL SCALE  
ARCH. REF.: MULLION 1"-1"



DETAIL 23  
FULL SCALE  
ARCH. REF.: MULLION 1"-1" WITH ROTATED CLIP

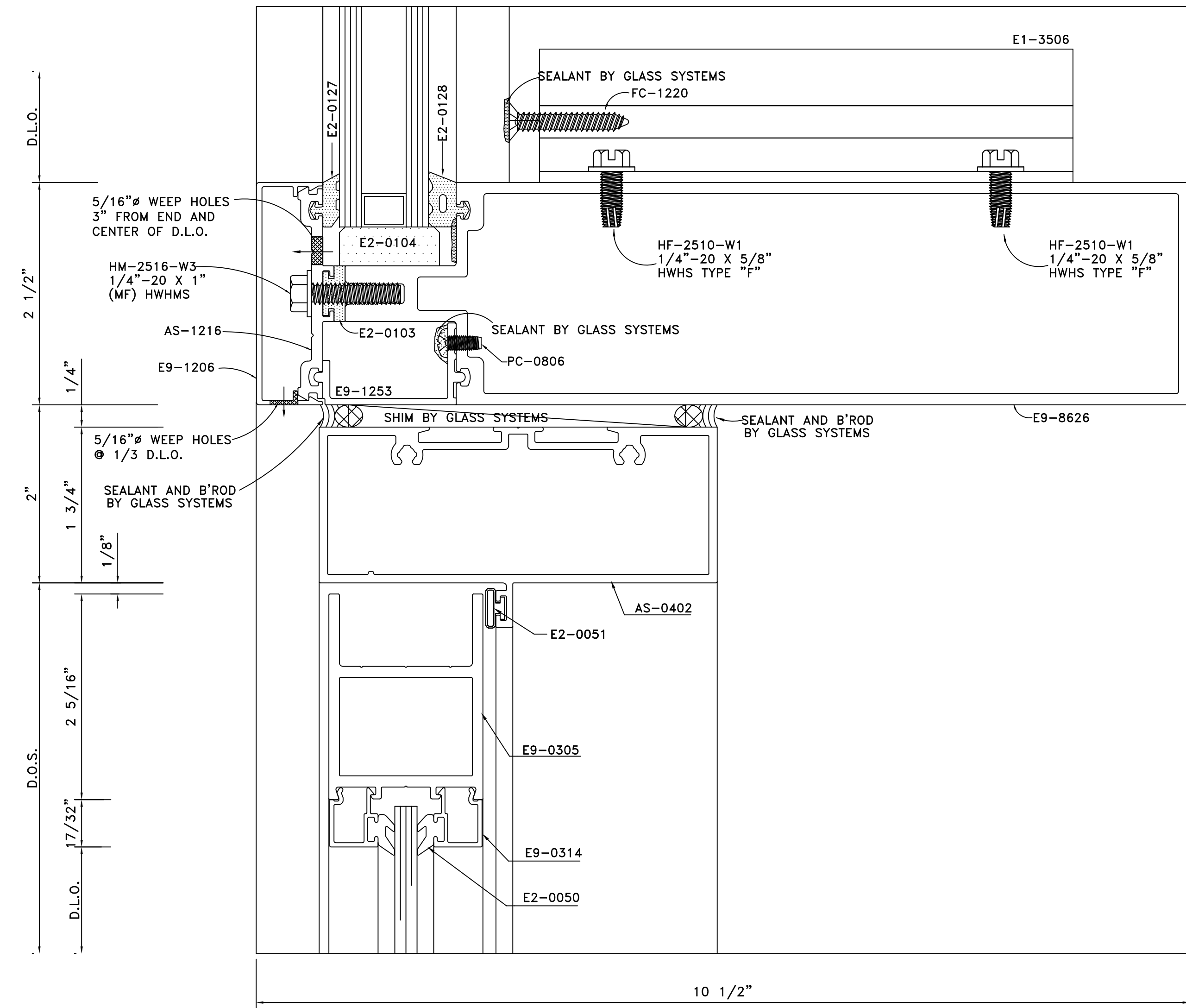


**GLASS SYSTEMS, INC.**  
6655 Marbut Road  
Lithonia, GA 30058  
Tel 770 482-5252 Fax 770 482-7438

PROJECT  
**OAK VIEW III**  
**ALPHARETTA, GEORGIA**

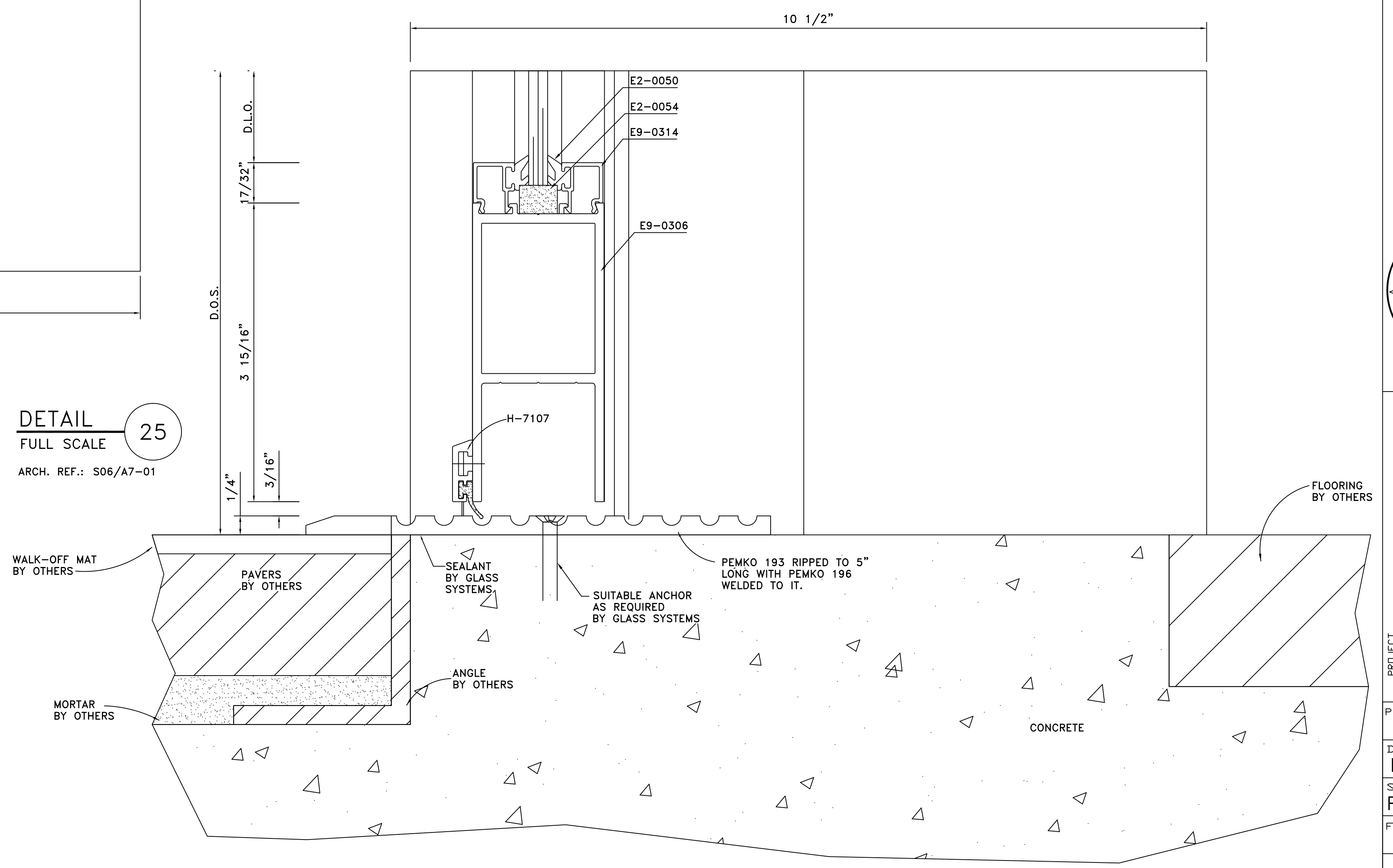
DETAILS

PROJECT NO. XXXXX	
DRAWN BKB	DATE 02/01/08
SCALE FULL SIZE	
FILE NO. D10.DWG	
SHEET D10	

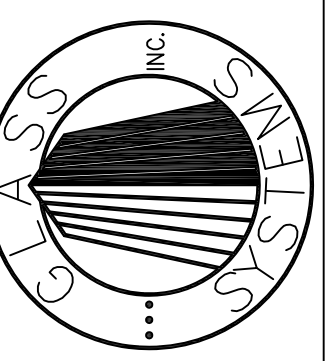


DETAIL 24  
 FULL SCALE  
 ARCH. REF.: DOOR HEAD

DETAIL 25  
 FULL SCALE  
 ARCH. REF.: S06/A7-01



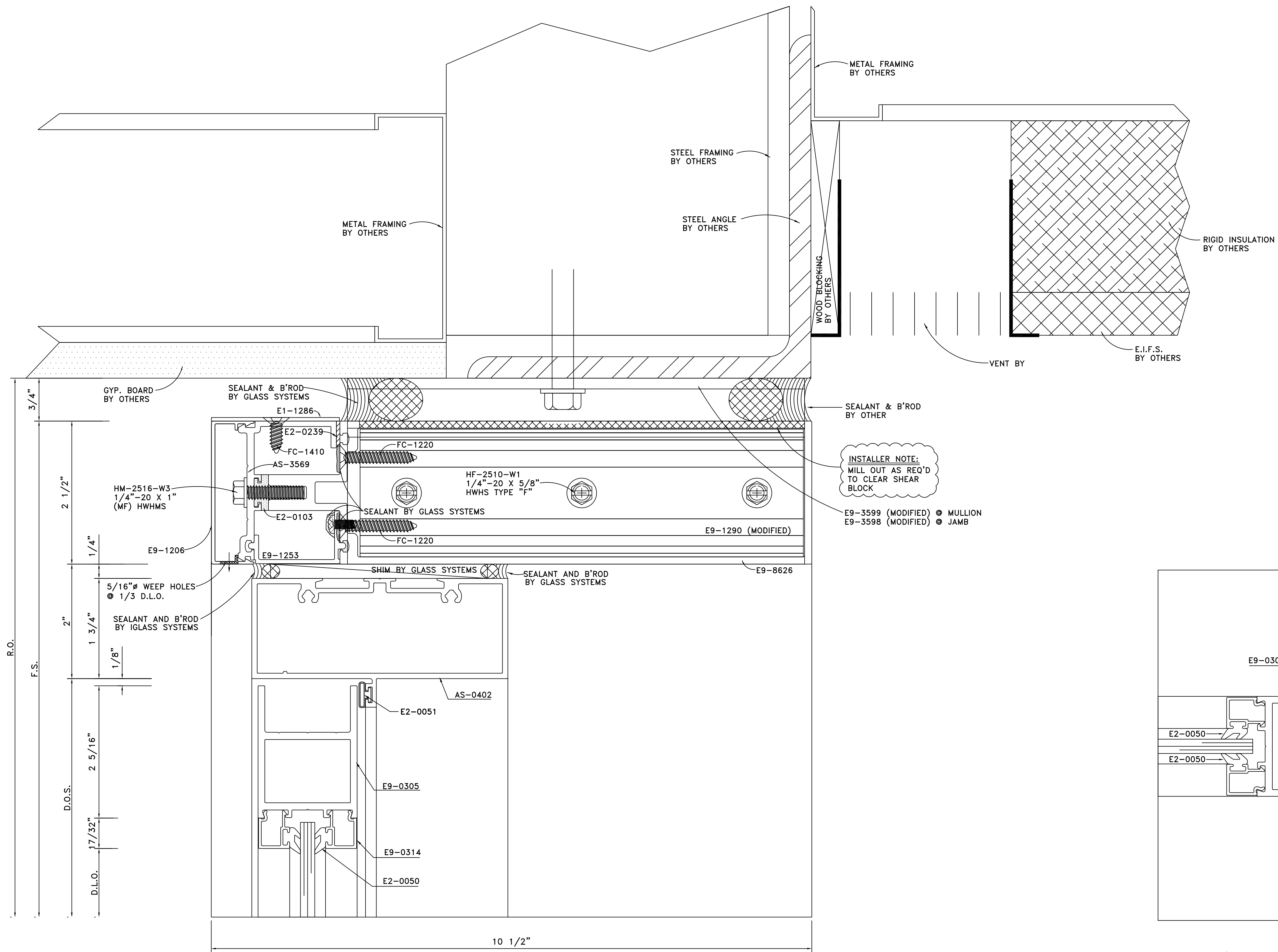
GLASS SYSTEMS, INC.  
 6655 Marbut Road  
 Lithonia, GA 30058  
 Tel 770 482-5252 Fax 770 482-7438



PROJECT  
 OAK VIEW III  
 ALPHARETTA, GEORGIA

PROJECT NO.  
 XXXXX  
 DRAWN DATE  
 BKB 02/01/08  
 SCALE  
 FULL SIZE  
 FILE NO.  
 D11.DWG  
 SHEET  
 D11

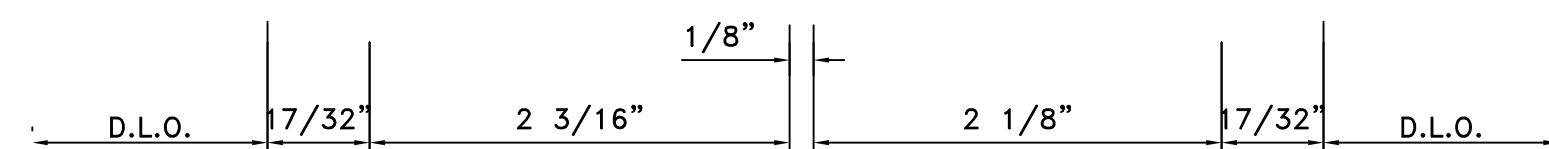
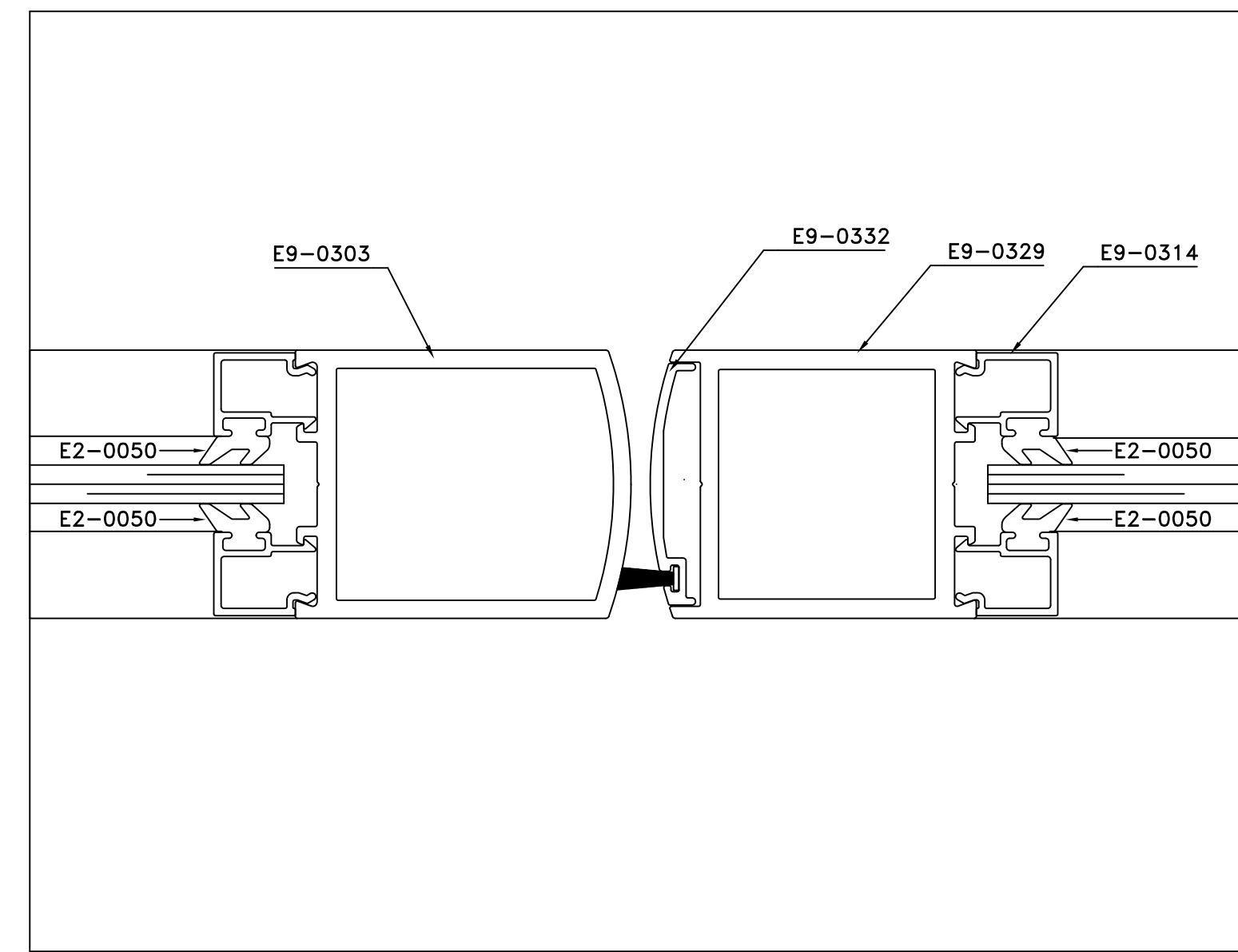
DETAILS



INSTALLER NOTE:  
MILL OUT AS REQ'D  
TO CLEAR SHEAR  
BLOCK

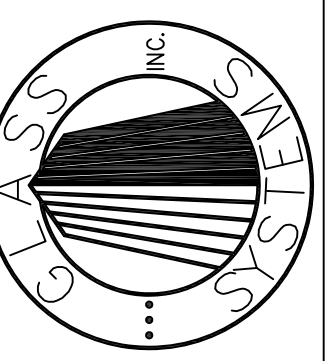
E9-3599 (MODIFIED) ● MULLION  
E9-3598 (MODIFIED) ● JAMB

DETAIL 26  
FULL SCALE  
ARCH. REF.: 2/A6-03



DETAIL 27  
FULL SCALE  
ARCH. REF.: MEETING STILE

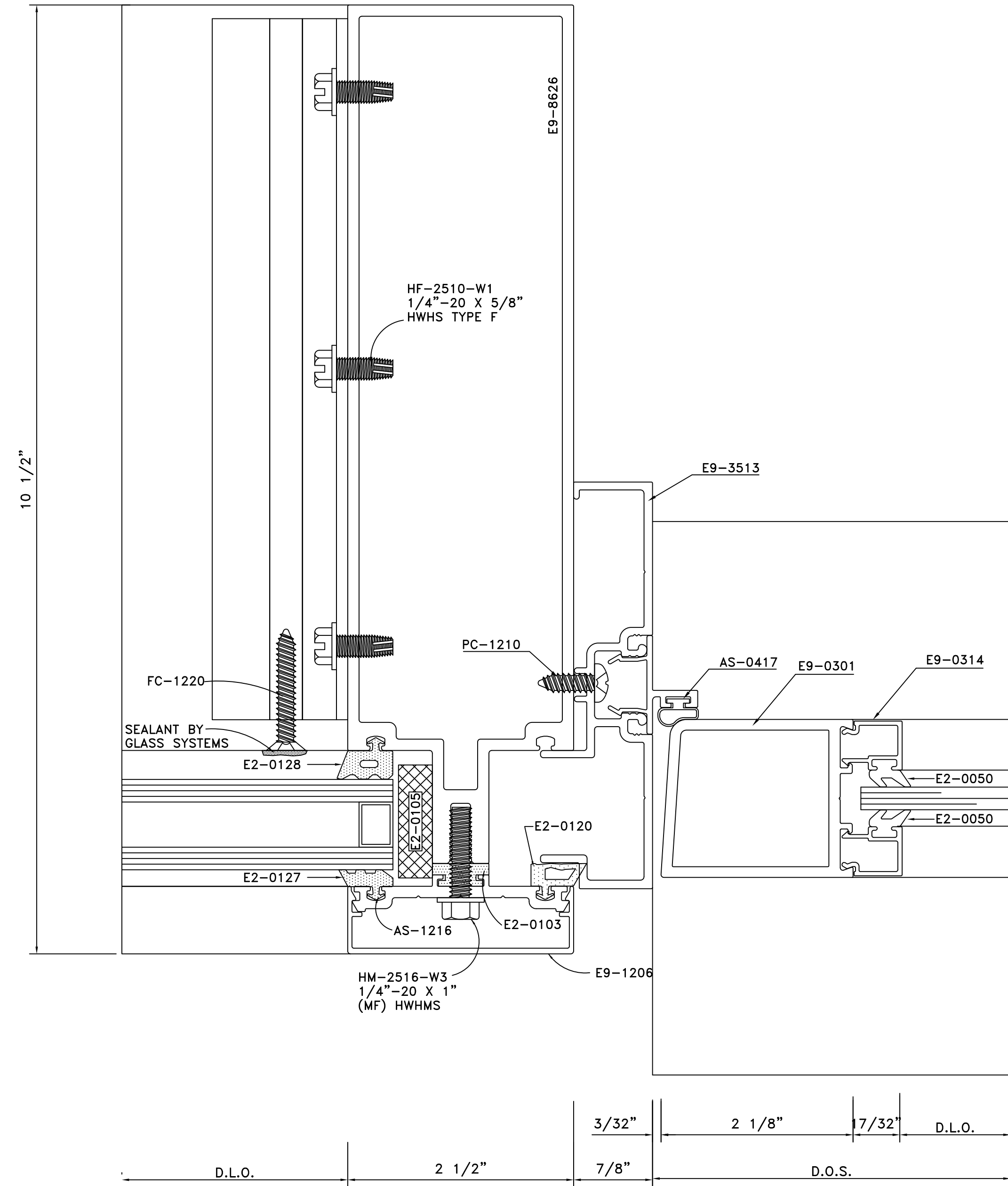
GLASS SYSTEMS, INC.  
6655 Marbut Road  
Lithonia, GA 30058  
Tel 770 482-5252 Fax 770 482-7438



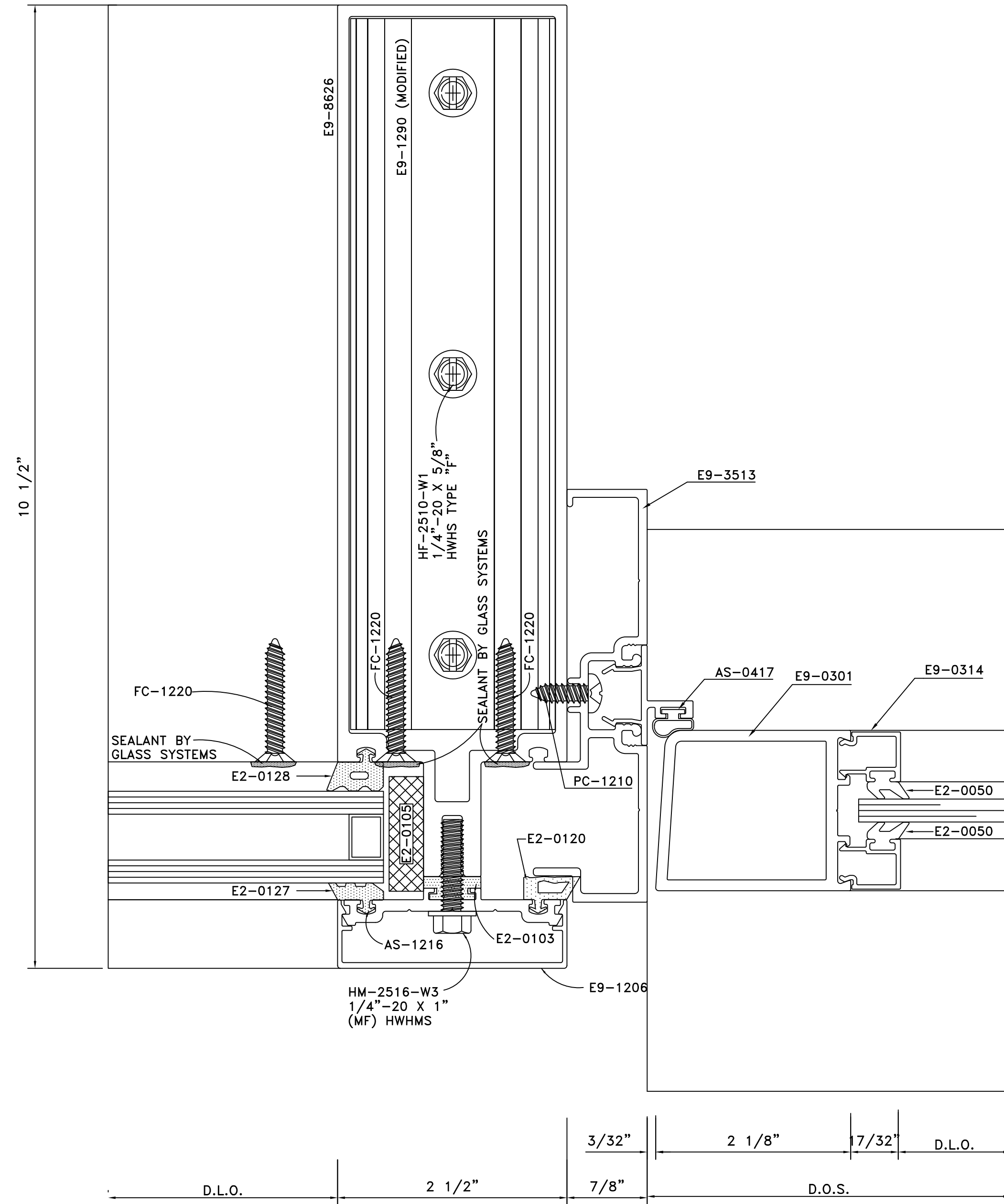
PROJECT  
OAK VIEW III  
ALPHARETTA, GEORGIA

PROJECT NO.  
XXXXX  
DRAWN DATE  
BKB 02/01/08  
SCALE  
FULL SIZE  
FILE NO.  
D12.DWG  
SHEET  
D12

DETAILS

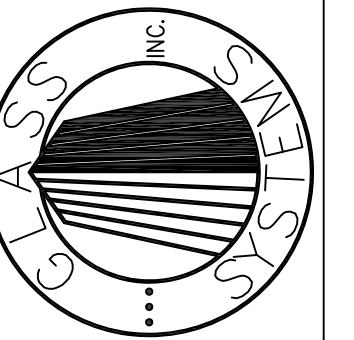


DETAIL 28  
FULL SCALE  
ARCH. REF.: DOOR JAMB ● SIDELITE



DETAIL 29  
FULL SCALE  
ARCH. REF.: DOOR JAMB ● SIDELITE ● ROTATED CLIP

GLASS SYSTEMS, INC.  
6655 Marbut Road  
Lithonia, GA 30058  
Tel 770 482-5252 Fax 770 482-7438



PROJECT  
OAK VIEW III  
ALPHARETTA, GEORGIA

PROJECT NO.  
XXXXX  
DRAWN DATE  
BKB 02/01/08  
SCALE  
FULL SIZE  
FILE NO.  
D13.DWG  
SHEET  
D13

DETAILS