

STONEBRIDGE III

1130 SANCTUARY PARKWAY

ALPHARETTA, GEORGIA

GENERAL NOTES

FRAMING:
 KAWNEER 1600 (2 1/2"x10 1/2") CURTAINWALL SYSTEM FOR 1" GLASS
 KAWNEER TRIFAB 451 (2"x4 1/2") STOREFRONT SYSTEM FOR 1" GLASS
 KAWNEER FG-523T (2 1/4"x5") SYSTEM FOR 1" GLASS
 KAWNEER 1600 (2 1/2"x7 1/2") CURTAINWALL SYSTEM FOR 1" GLASS
 KAWNEER SERIES 190 NARROW STILE DOORS FOR 1/4" GLASS W/ 10" BOTTOMRAIL

FINISH: PAINTED: LINTEL "SILVER" FLUROPON CLASSIC II LT280091

WINDLOAD: 18 PSF
 34 PSF (11'-0" OFF EACH CORNER)

DEFLECTION: L/175 OF SPAN OR 3/4" (WHICHEVER IS LESS)

GLASS SCHEDULE:


GLASS LEGEND	
(A)	1" INSULATED VISION: VRE1-54 #2; HS/ANN
* (B)	1" INSULATED SPANDREL: V903CR #2 (SUBD. GRAY) HS/HS
(C)	1" INSULATED VISION: VRE1-54 #2; T/T
(D)	1/4" CLEAR TEMPERED GLASS

PAGE COUNT

COVER C1 TO C2
 PLANS K1 TO K6
 ELEVATIONS E1 TO E33
 DETAILS D1 TO D26
 ANCHORS A1 TO A6

TOTAL PAGES: 73

GLASS SYSTEMS, INC.
 6655 Marbut Road
 Lithonia, GA 30058
 Tel 770 482-5232 Fax 770 482-7438



PROJECT
 STONEBRIDGE III
 1130 SANCTUARY PARKWAY
 ALPHARETTA, GEORGIA

COVER

PROJECT NO.
 XXXXX

DRAWN DATE
 BKB 02/05/08

SCALE
 FULL SIZE

FILE NO.
 C1.DWG

SHEET
 C1

DOOR AND HARDWARE SCHEDULE

HARDWARE SET AL1			
ARCHITECTS ENTRANCE NUMBER	100A	100B	
FRAME	1600	451	
DOOR TYPE (STYLE)	190 NARROW	190 NARROW	
PAIR OR SINGLE	PAIR	PAIR	
ELEVATION	A/E	B/E	
DOOR SWING	LHR/RHR	LHR/RHR	
ITEM #	HARDWARE DESCRIPTION		CODE
1	SET PIVOTS 7212		▲
2	INTERMEDIATE PIVOTS 7212-3108		▲
3	LOCKSET 4710 X 4568		▲
4	MORTISE CYLINDER 20-013 X 626		▲
5	ELECTROMAGNETIC LOCK 392 X MBS		▲
6	PUSH/PULL FORMS & SURFACES DP5312		▲
7	CONCEALED CLOSER 2030 X 2030-169 BUMPER		▲
8	THRESHOLD 193A (RIP TO 5") x 196A WELDED ONE SIDE		●
9	MONITOR SWITCHS 1076W		■
10	POWER SUPPLY 510xTDMxEIRxDCMxCRMxSBP-2		
11	MOTION SENSOR SCAN II-W		
12	EXIT SWITCH 621NS		
13	MANUFACTURER'S STANDARD FLUSH BOLTS		
14	MANUFACTURER'S STANDARD SWEEP STRIPS		
15	SET WEATHERSTRIP MFG'S STD. PILE @ HEAD JAMBS & MEETING STILES		
16	CARD READER PROVIDED BY SECURITY/ACCESS CONTROL CONTRACTOR		
17	WIRING DIAGRAM POINT TO POINT		


HARDWARE SET AL2			
ARCHITECTS ENTRANCE NUMBER	104A		
FRAME	FG-523T		
DOOR TYPE (STYLE)	190 NARROW		
PAIR OR SINGLE	SINGLE		
ELEVATION	D/E		
DOOR SWING	RHR		
ITEM #	HARDWARE DESCRIPTION		CODE
1	SET PIVOTS 7212		▲
2	INTERMEDIATE PIVOTS 7212-3108		▲
3	EXIT DEVICE MFG. STANDARD EQUAL TO 8800 ADMAMS RITE US32D		▲
4	CYLINDER 20-022 X 626		▲
5	ELECTROMAGNETIC LOCK 390 X MBS		▲
6	PULL BF157xTYPE 11 MOUNT		▲
7	CONCEALED CLOSER 2030 X 2030-169 BUMPER		▲
8	THRESHOLD 193A (RIP TO 5") x 196A WELDED ONE SIDE		●
9	MONITOR SWITCHS 1076W		■
10	POWER SUPPLY 510xTDMxEIRxDCMxCRMxSBP-2		
11	MOTION SENSOR SCAN II-W		
12	EXIT SWITCH 621/621NS AS REQUIRED FOR LOCATION		
13	MANUFACTURER'S STANDARD SWEEP STRIPS		
14	SET WEATHERSTRIP MFG'S STD. PILE @ HEAD JAMBS & MEETING STILES		
15	CARD READER PROVIDED BY SECURITY/ACCESS CONTROL CONTRACTOR		
16	WIRING DIAGRAM POINT TO POINT		

HARDWARE SET AL3			
ARCHITECTS ENTRANCE NUMBER	103C		
FRAME	FG-523T		
DOOR TYPE (STYLE)	190 NARROW		
PAIR OR SINGLE	PAIR		
ELEVATION	K/E		
DOOR SWING	LHR/RHR		
ITEM #	HARDWARE DESCRIPTION		CODE
1	SET PIVOTS 7212		▲
2	INTERMEDIATE PIVOTS 7212-3108		▲
3	EXIT DEVICE MFG. STANDARD EQUAL TO 8800 ADMAMS RITE US32D		▲
4	CYLINDER 20-022 X 626		▲
5	ELECTROMAGNETIC LOCK 392 X MBS		▲
6	PULL BF157xTYPE 11 MOUNT		▲
7	CONCEALED CLOSER 2030 X 2030-169 BUMPER		▲
8	THRESHOLD 193A (RIP TO 5") x 196A WELDED ONE SIDE		●
9	MONITOR SWITCHS 1076W		■
10	POWER SUPPLY 510xTDMxEIRxDCMxCRMxSBP-2		
11	MOTION SENSOR SCAN II-W		
12	EXIT SWITCH 621/621NS AS REQUIRED FOR LOCATION		
13	MANUFACTURER'S STANDARD FLUSH BOLTS		
14	MANUFACTURER'S STANDARD SWEEP STRIPS		
15	SET WEATHERSTRIP MFG'S STD. PILE @ HEAD JAMBS & MEETING STILES		
16	CARD READER PROVIDED BY SECURITY/ACCESS CONTROL CONTRACTOR		
17	WIRING DIAGRAM POINT TO POINT		

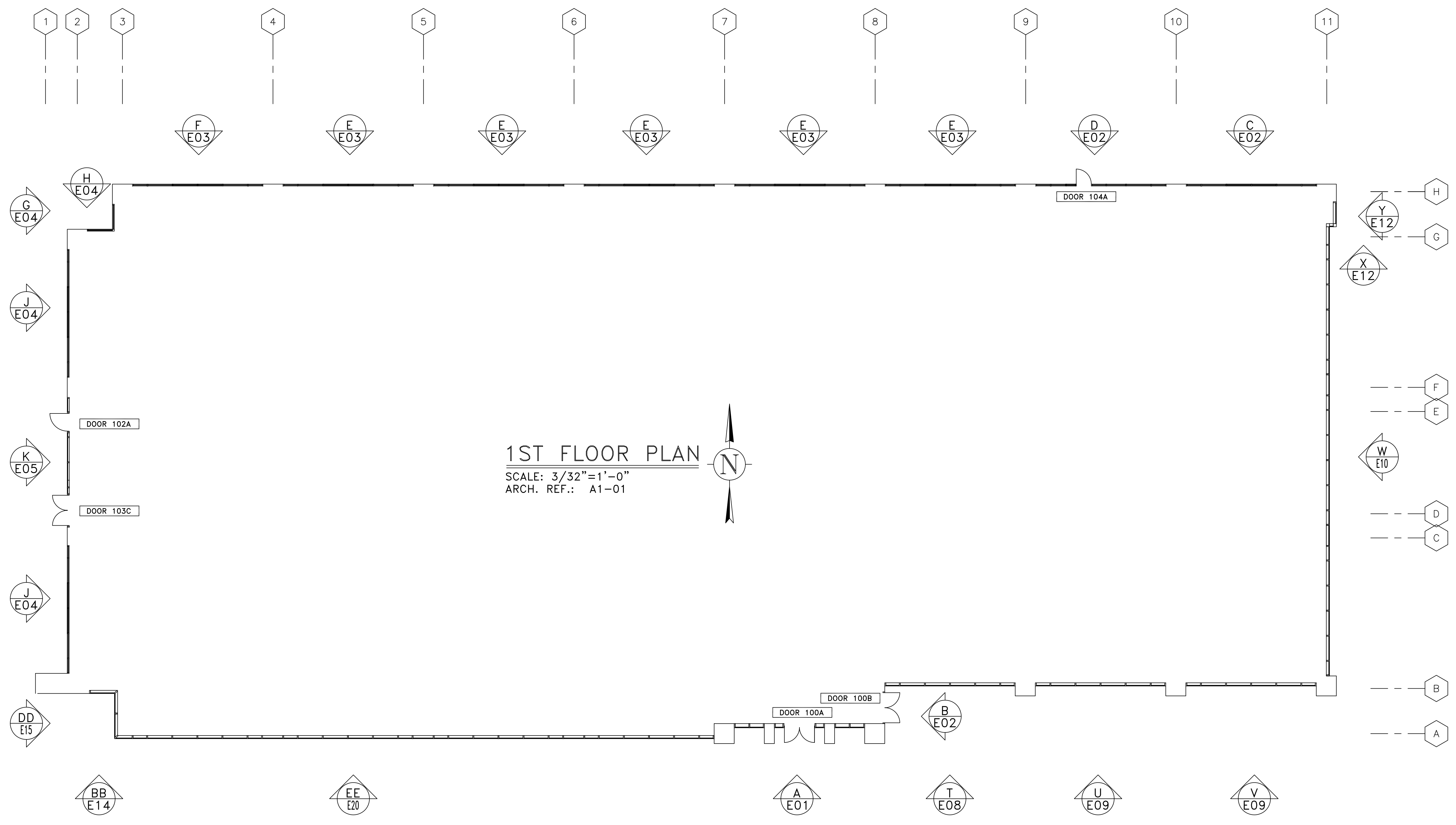
HARDWARE SET AL4			
ARCHITECTS ENTRANCE NUMBER	102A		
FRAME	FG-523T		
DOOR TYPE (STYLE)	190 NARROW		
PAIR OR SINGLE	SINGLE		
ELEVATION	K/E		
DOOR SWING	LHR		
ITEM #	HARDWARE DESCRIPTION		CODE
1	SET PIVOTS 7212		▲
2	INTERMEDIATE PIVOTS 7212-3108		▲
3	LATCH LOCK 4510x4568		▲
4	MORTISE CYLINDER 20-013 X 626		▲
5	ELECTROMAGNETIC LOCK 390 X MBS		▲
6	PULL BF15747xTYPE 11 MOUNTxTYPE 6 MOUNT		▲
7	CONCEALED CLOSER 2030 X 2030-169 BUMPER		▲
8	THRESHOLD 193A (RIP TO 5") x 196A WELDED ONE SIDE		●
14	MANUFACTURER'S STANDARD SWEEP STRIPS		
15	MANUFACTURER'S STANDARD SET WEATHERSTRIP		

HARDWARE FURNISHED BY "CODE"			
* PLEASE VERIFY HARDWARE SCHEDULE	HARDWARE FURNISHED AND FABRICATED BY KAWNEER/SHIPPED LOOSE FOR FIELD INSTALLATION.	●	HARDWARE FURNISHED BY OTHERS/PREP. AND APPLICATION BY KAWNEER.
	HARDWARE FURNISHED AND APPLIED BY KAWNEER.	▲	HARDWARE FURNISHED & APPLIED BY OTHERS.
	HARDWARE FURNISHED BY KAWNEER/SHIPPED LOOSE FOR FIELD APPLICATION.	■	HARDWARE FURNISHED BY OTHERS AND APPLIED BY OTHERS w/PREP. BY KAWNEER.
		○	
		△	
		□	
			PROJECT NO. XXXXX
			DRAWN BKB
			DATE 02/05/08
			SCALE FULL SIZE
			FILE NO. C2.DWG
			SHEET C2

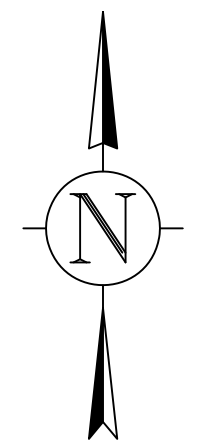
GLASS SYSTEMS, INC.
 6655 Marbut Road
 Lithonia, GA 30058
 Tel 770 482-5232 Fax 770 482-7438




PROJECT
STONEBRIDGE III
1130 SANCTUARY PARKWAY
ALPHARETTA, GEORGIA
HARDWARE SCHEDULE



1ST FLOOR PLAN
 SCALE: 3/32"=1'-0"
 ARCH. REF.: A1-01

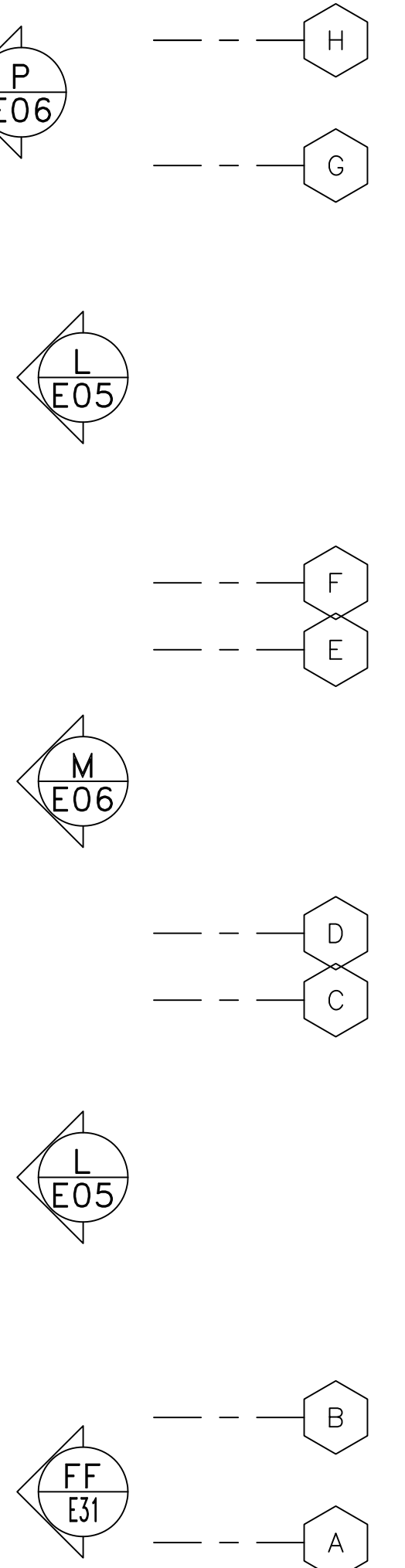
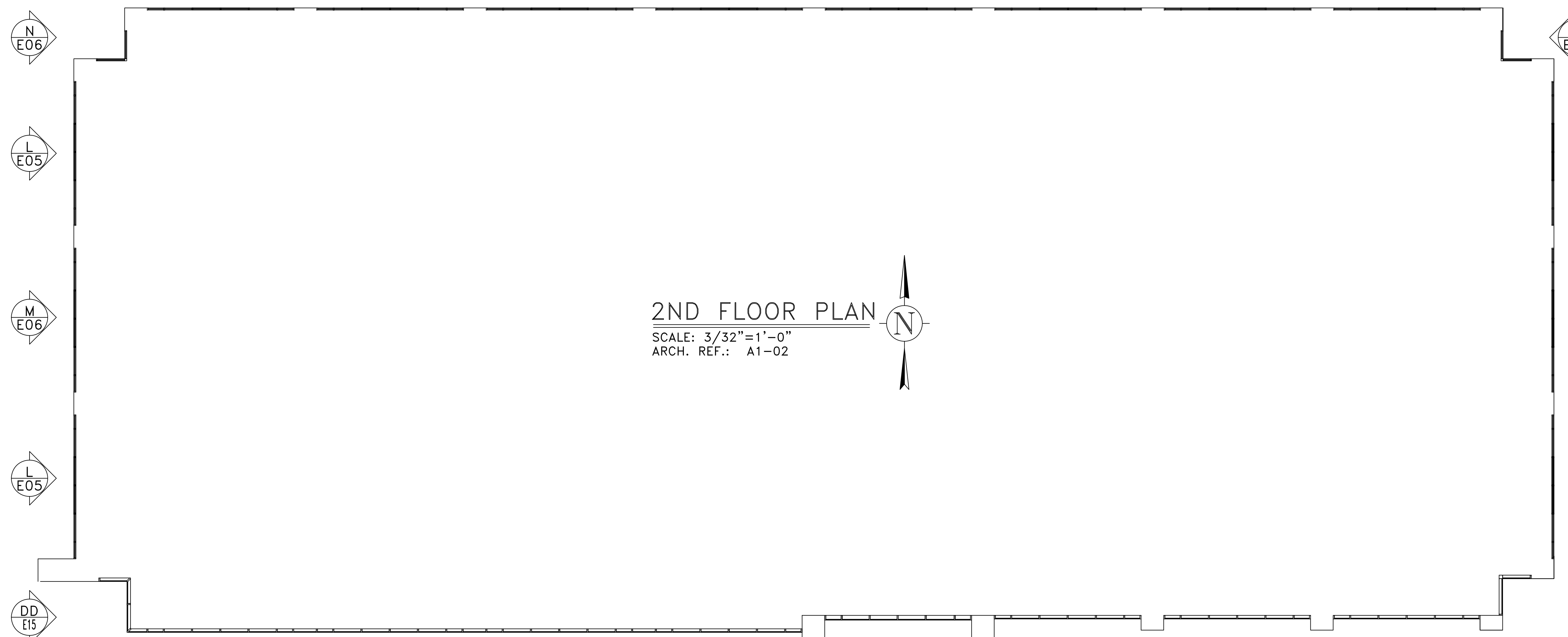
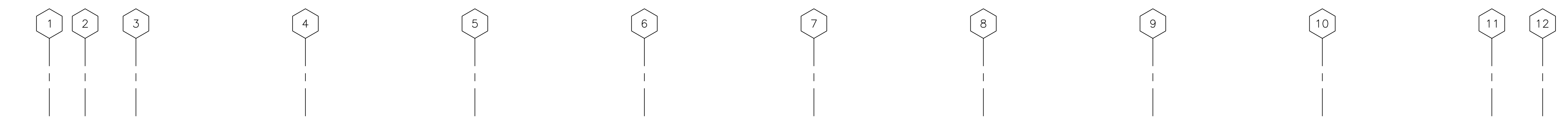


GLASS SYSTEMS, INC.
 6655 Marbut Road
 Lithonia, GA 30058
 Tel 770 482-5232 Fax 770 482-7438



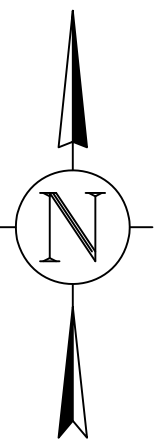
PROJECT
STONEBRIDGE III
 1130 SANCTUARY PARKWAY
 ALPHARETTA, GEORGIA
 KEYPLAN

PROJECT NO. XXXXX	
DRAWN BKB	DATE 02/05/08
SCALE 3/32"=1'-0"	
FILE NO. K01.DWG	
SHEET K01	



2ND FLOOR PLAN

SCALE: 3/32"=1'-0"
ARCH. REF.: A1-02




(CONTINUED)

(CONTINUED)

(CONTINUED)

GLASS SYSTEMS, INC.
6655 Marbut Road
Lithonia, GA 30058
Tel 770 482-5232 Fax 770 482-7438



PROJECT
STONEBRIDGE III
1130 SANCTUARY PARKWAY
ALPHARETTA, GEORGIA

KEYPLAN

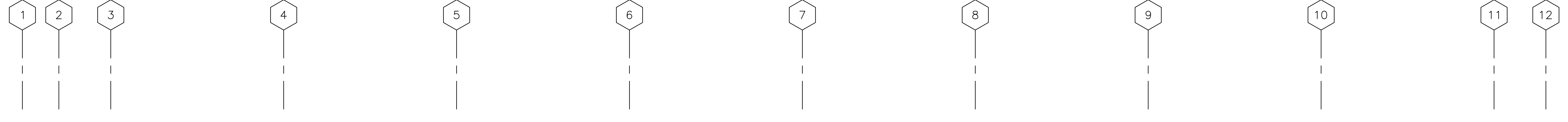
PROJECT NO.

XXXXX
DRAWN BKB DATE 02/05/08

SCALE
3/32"=1'-0"

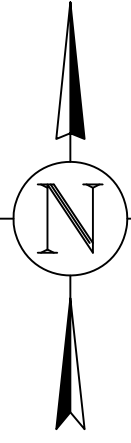
FILE NO.
K02.DWG

SHEET
K02




3RD FLOOR PLAN

SCALE: 3/32"=1'-0"
 ARCH. REF.: A1-03

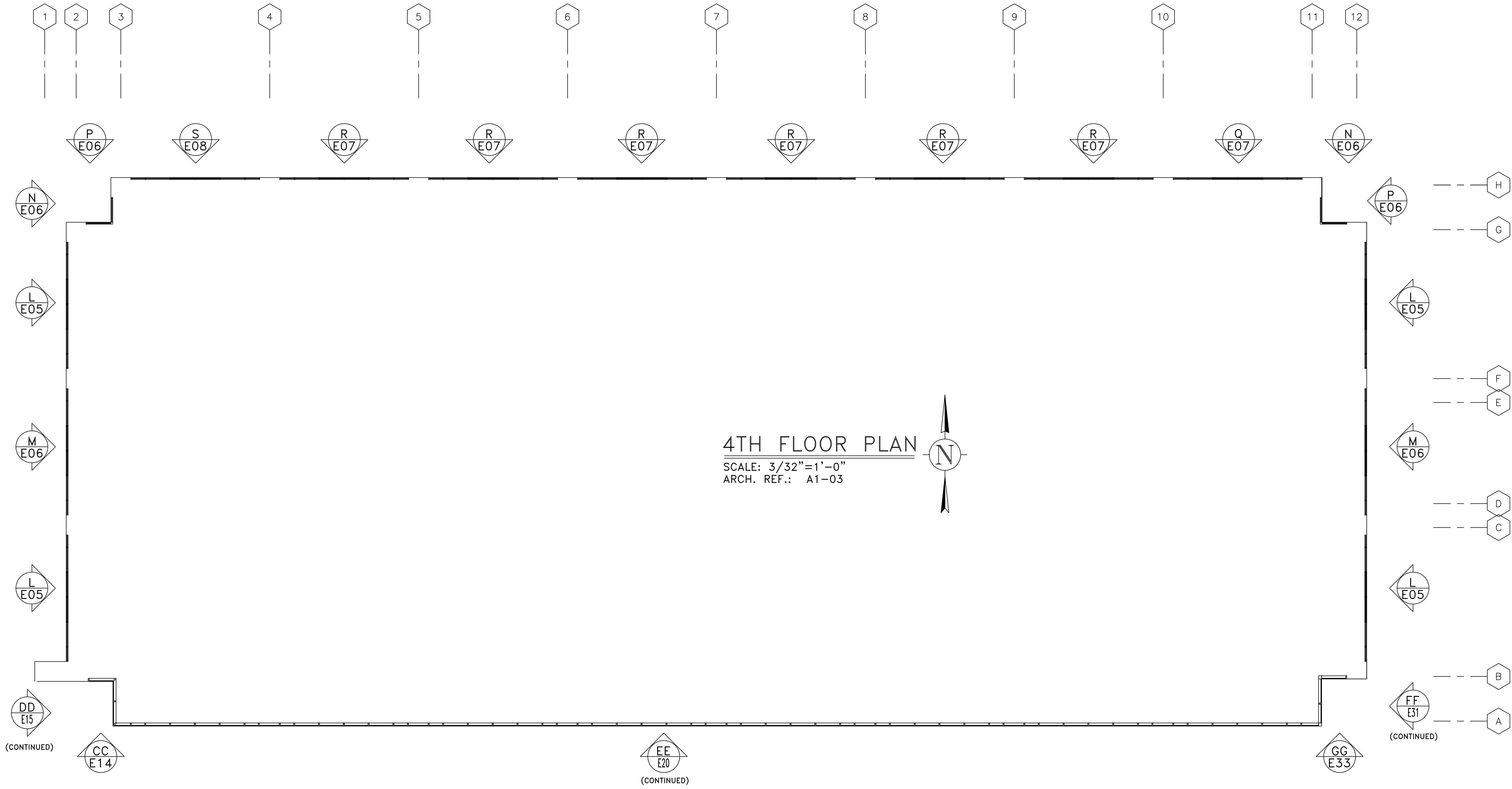


GLASS SYSTEMS, INC.
 6655 Marbut Road
 Lithonia, GA 30058
 Tel 770 482-5232 Fax 770 482-7438

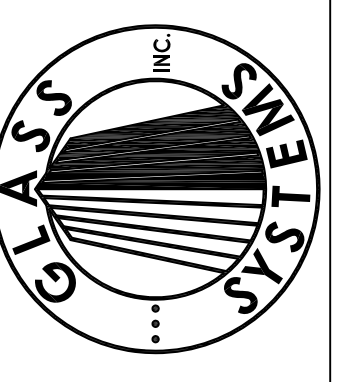


PROJECT
STONEBRIDGE III
 1130 SANCTUARY PARKWAY
 ALPHARETTA, GEORGIA
 KEYPLAN

PROJECT NO. XXXXX	
DRAWN BKB	DATE 02/05/08
SCALE 3/32"=1'-0"	
FILE NO. K03.DWG	
SHEET K03	

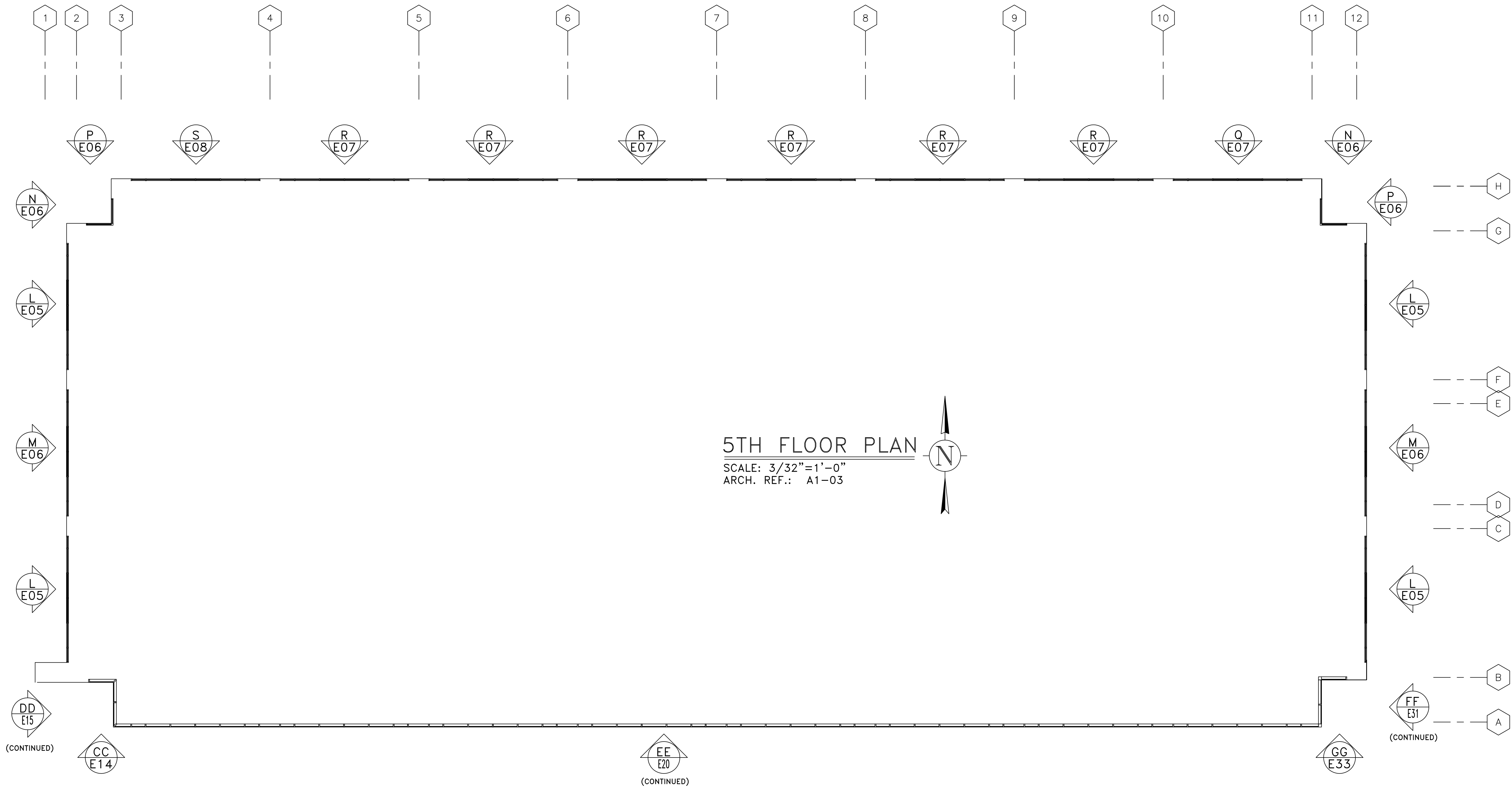


GLASS SYSTEMS, INC.
 6655 Marbut Road
 Lithonia, GA 30058
 Tel 770 482-5232 Fax 770 482-7438



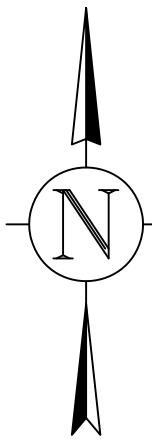
PROJECT
STONEBRIDGE III
 1130 SANCTUARY PARKWAY
 ALPHARETTA, GEORGIA
 KEYPLAN

PROJECT NO.	XXXXX
DRAWN	DATE
BKB	02/05/08
SCALE	3/32"=1'-0"
FILE NO.	K04.DWG
SHEET	K04




5TH FLOOR PLAN

SCALE: 3/32"=1'-0"
 ARCH. REF.: A1-03



GLASS SYSTEMS, INC.
 6655 Marbut Road
 Lithonia, GA 30058
 Tel 770 482-5232 Fax 770 482-7438



PROJECT
 STONEBRIDGE III
 1130 SANCTUARY PARKWAY
 ALPHARETTA, GEORGIA
 KEYPLAN

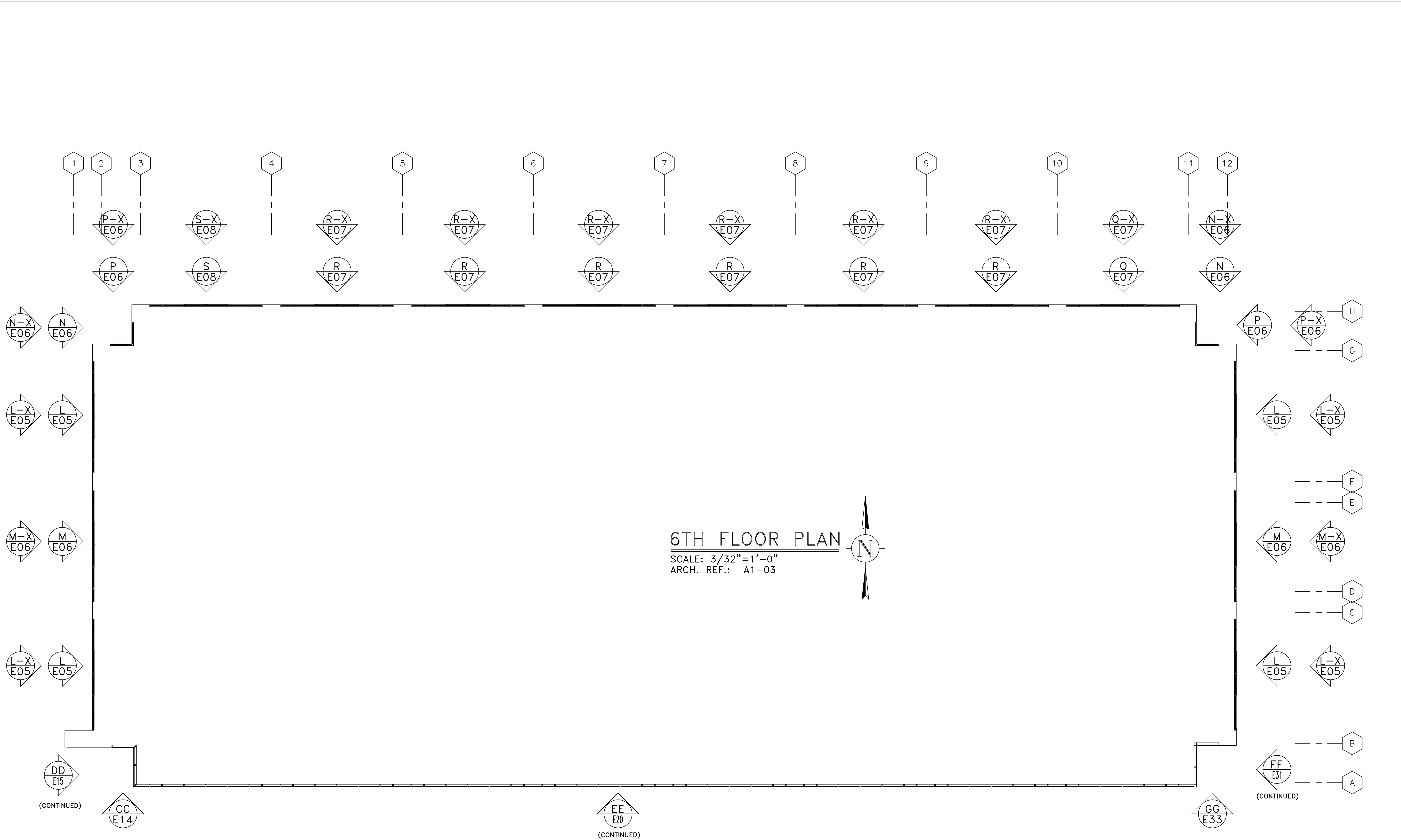
PROJECT NO.
 XXXXX

DRAWN DATE
 BKB 02/05/08

SCALE
 3/32"=1'-0"

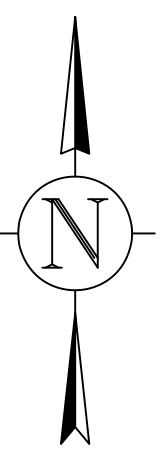
FILE NO.
 K05.DWG

SHEET
 K05




6TH FLOOR PLAN

SCALE: 3/32"=1'-0"
 ARCH. REF.: A1-03



GLASS SYSTEMS, INC.
 6655 Marbut Road
 Lithonia, GA 30058
 Tel 770 482-5232 Fax 770 482-7438



PROJECT
STONEBRIDGE III
 1130 SANCTUARY PARKWAY
 ALPHARETTA, GEORGIA
 KEYPLAN

PROJECT NO.
 XXXXX

DRAWN BKB DATE 02/05/08

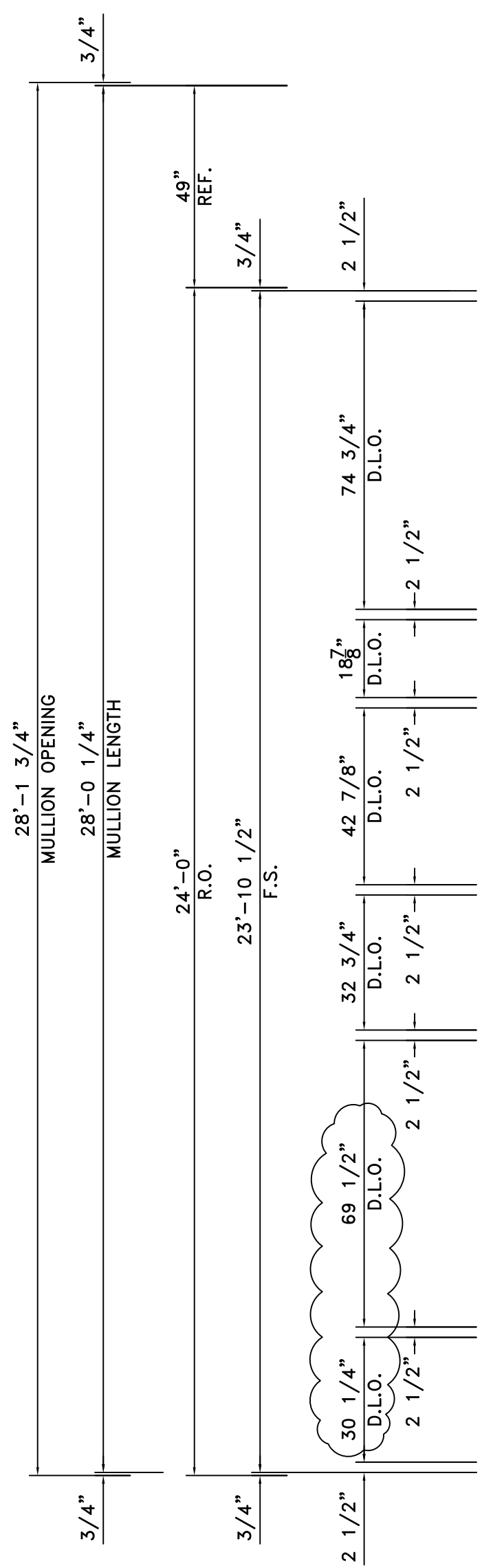
SCALE 3/32"=1'-0"

FILE NO.
 K06.DWG

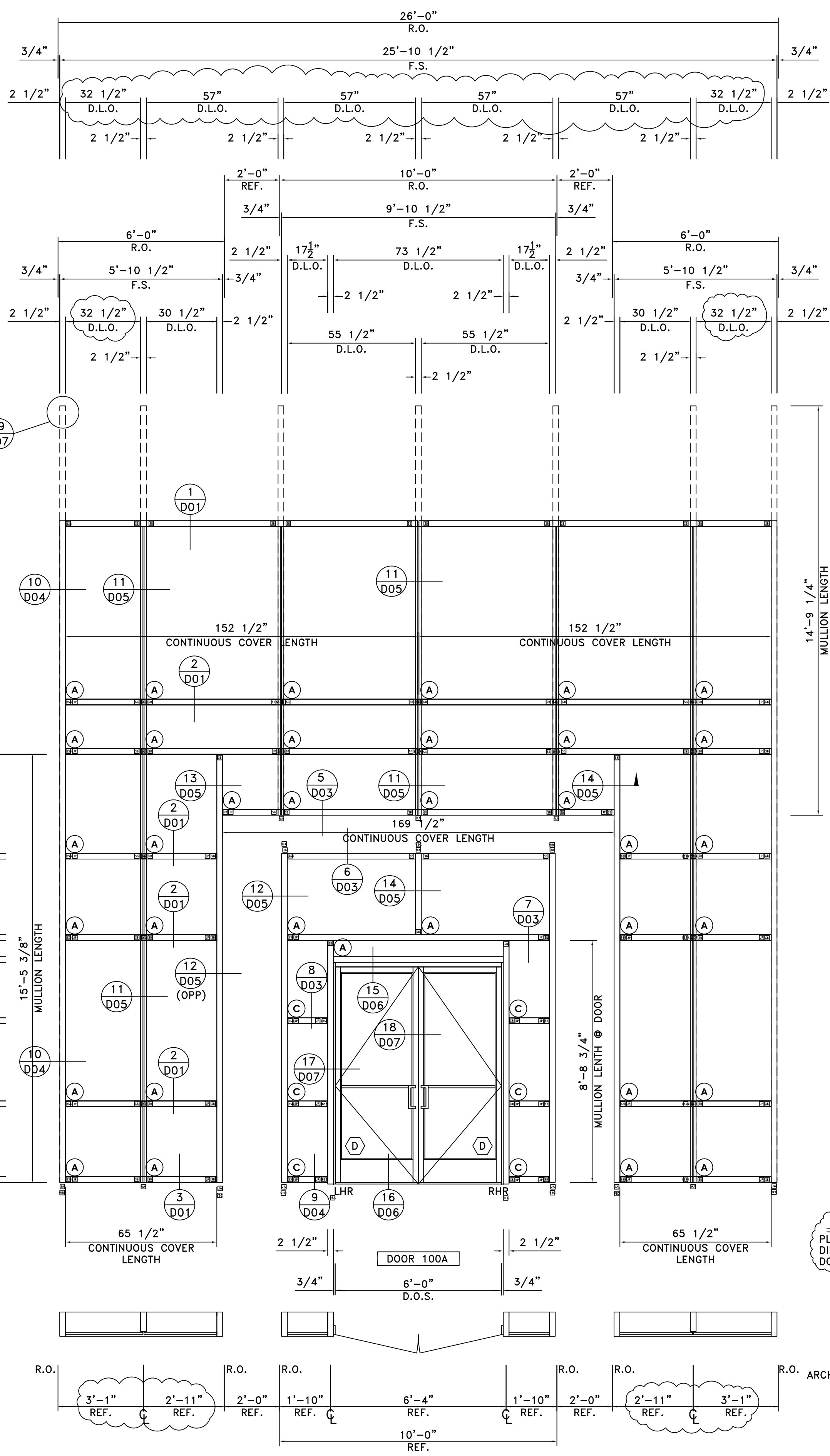
SHEET
 K06

ARCHITECT/G.C. NOTE:
CLOUDED REFERENCE DIMENSIONS & D.L.O. DIMENSIONS DEVIATE FROM BLOW UP FLOOR PLAN 1/A4-01 IN ORDER TO MAINTAIN VERTICAL ALIGNMENT WITH FRAMING ABOVE PER FLOOR PLAN A1-02...PLEASE ADVISE!!!

GLASS LEGEND	
(A)	1" INSULATED VISION: VRE1-54 #2; HS/ANN
(B)	1" INSULATED SPANDREL: V903CR #2 (SUBD. GRAY) HS/HS
(C)	1" INSULATED VISION: VRE1-54 #2; T/T
(D)	1/4" CLEAR TEMPERED GLASS

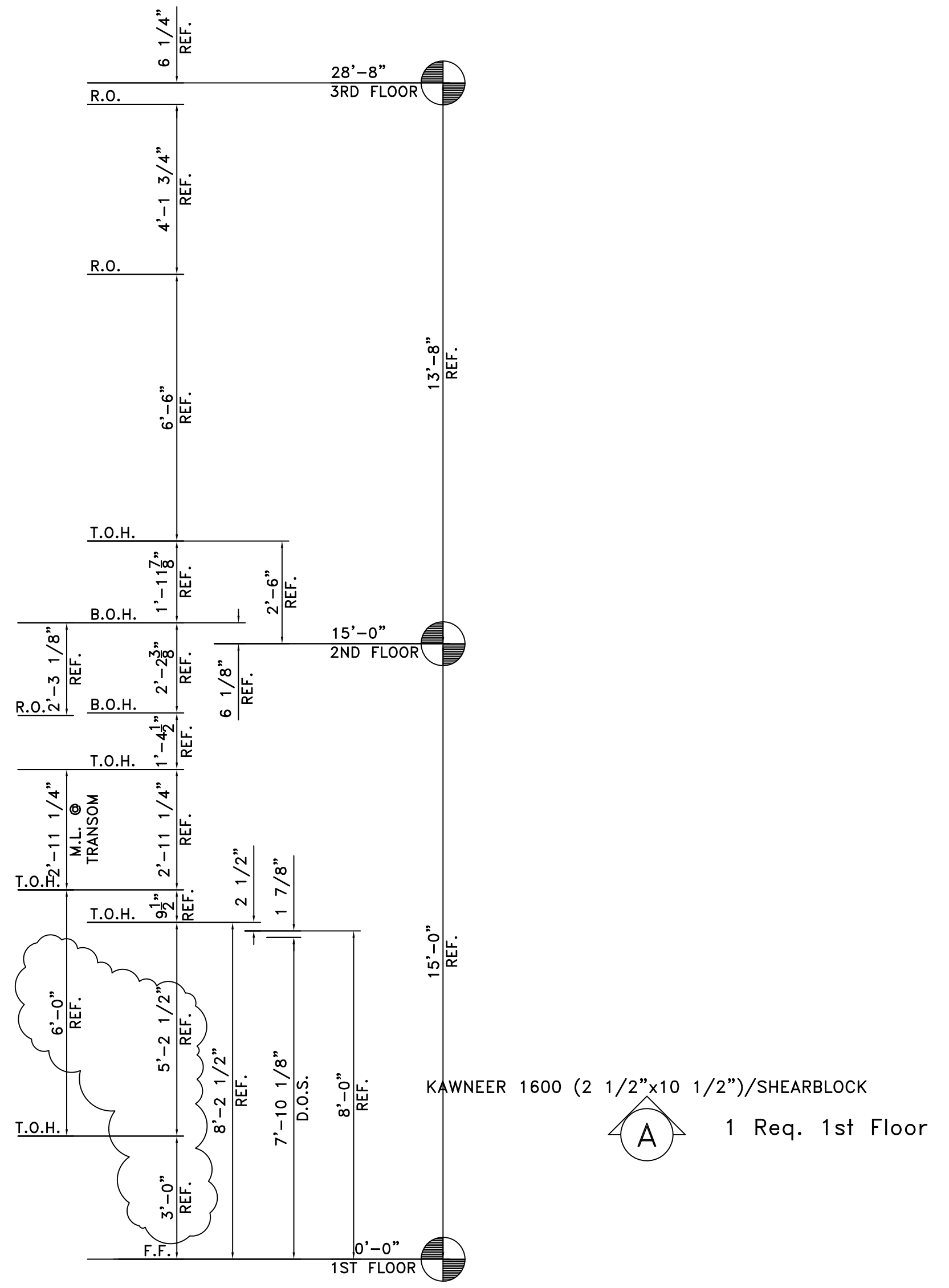


ARCHITECT/G.C. NOTE:
CLOUDED REFERENCE DIMENSIONS & D.L.O. DIMENSIONS DEVIATE FROM BLOW UP FLOOR PLAN 1/A4-01 IN ORDER TO MAINTAIN VERTICAL ALIGNMENT WITH FRAMING ABOVE PER FLOOR PLAN A1-02...PLEASE ADVISE!!!



ARCHITECT/G.C. NOTE:
PLEASE VERIFY ALL CLOUDED DIMENSIONS. ARCHITECTURAL DOCUMENTS ARE UNCLEAR.

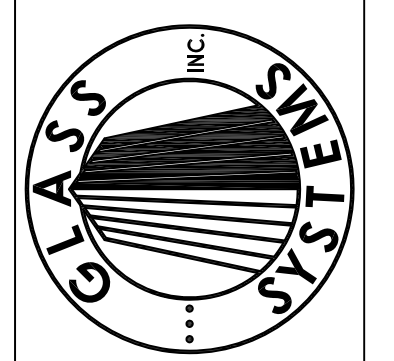
ARCHITECT/G.C. NOTE:
DEPICTION OF DOOR & TRANSOM DEVIATE FROM ELEVATIONS 1/A2-01 & 3/A3-02 BUT IS DRAWN PER SECTION 1/A3-02. PLEASE REVIEW & ADVISE.



ELEVATION A

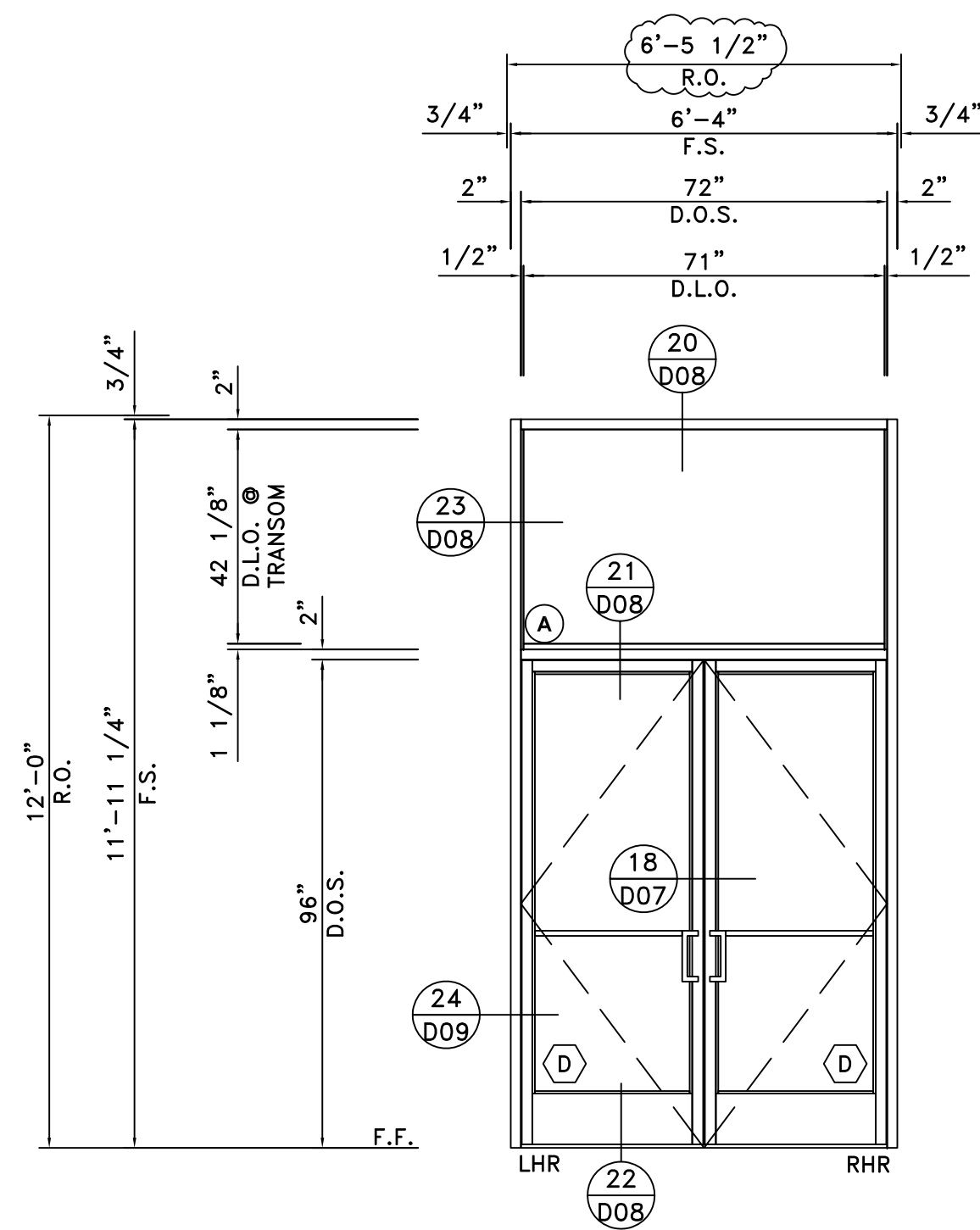
SCALE: 3/8" = 1'-0"
KAWNEER 1600 (2 1/2" x 10 1/2")
ARCH. REF.: 1/A1-01; 1/A1-02; 1/A2-01; 1,3/A3-02; 1/A4-01; A7-01
ONE (1) THUS @ SOUTH ELEVATION - 1ST THRU 2ND FLOORS

GLASS SYSTEMS, INC.
6655 Marbut Road
Lithonia, GA 30058
Tel 770 482-5232 Fax 770 482-7438



PROJECT
**STONEBRIDGE III
1130 SANCTUARY PARKWAY
ALPHARETTA, GEORGIA**
ELEVATIONS

PROJECT NO.
XXXXX
DRAWN DATE
BKB 02/05/08
SCALE
3/8" = 1'-0"
FILE NO.
E01.DWG
SHEET
E01



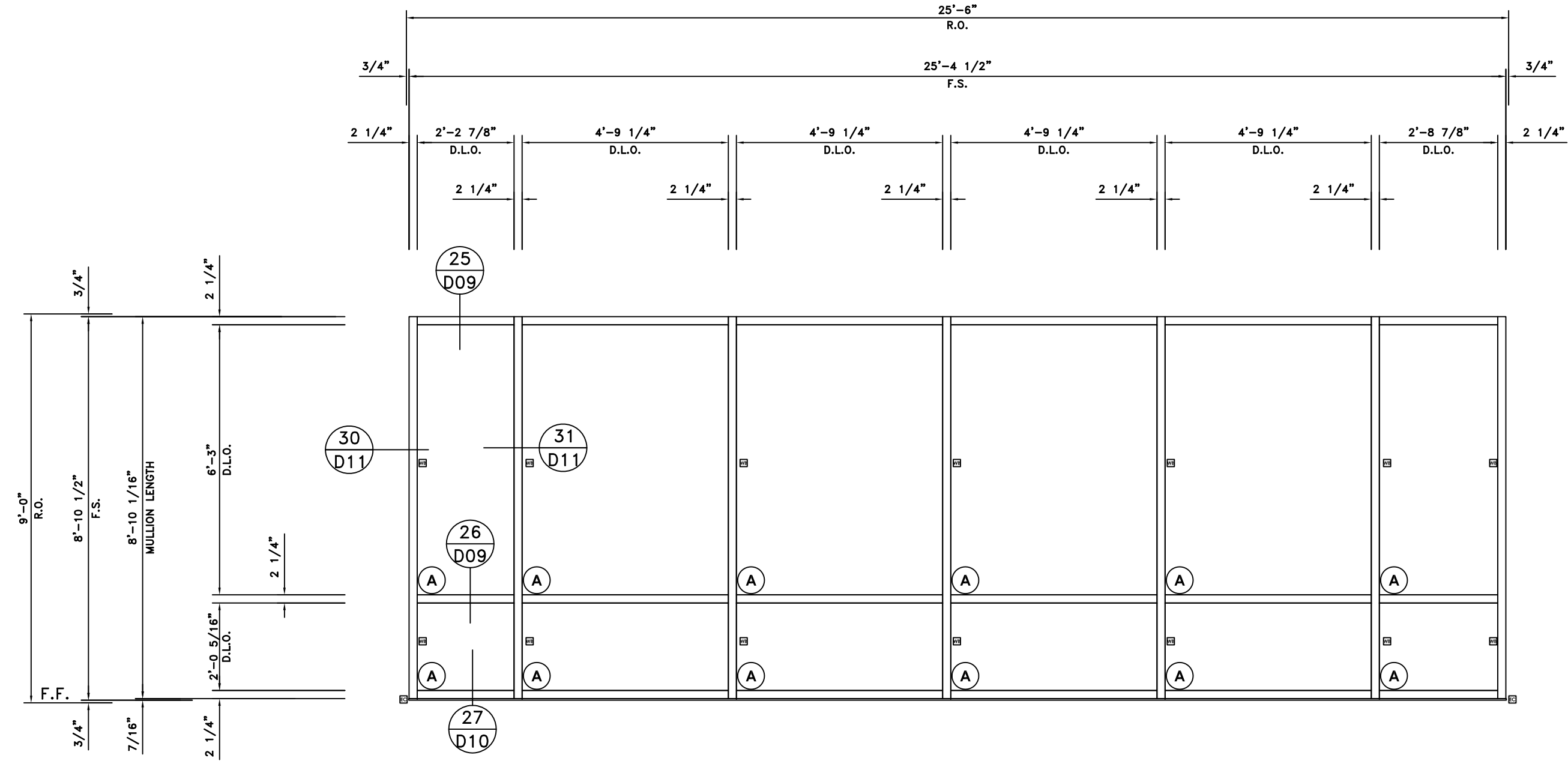
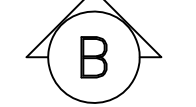
ARCHITECT/G.C. NOTE:
PLEASE VERIFY ALL CLOUDED DIMENSIONS. ARCHITECTURAL DOCUMENTS ARE UNCLEAR.

ELEVATION B

SCALE: 3/8"=1'-0"

KAWNEER 451 (2" x 4 1/2")
ARCH. REF.: 1/A1-01; 1/A2-03; 2/A3-02; 2/A3-03; A7-01; 1/A11-02
ONE (1) THUS @ EAST ELEVATION - 1ST FLOOR

KAWNEER TRIFAB 451 (2"x4 1/2")/SCREWSPLINE
1 Req. 1st Floor

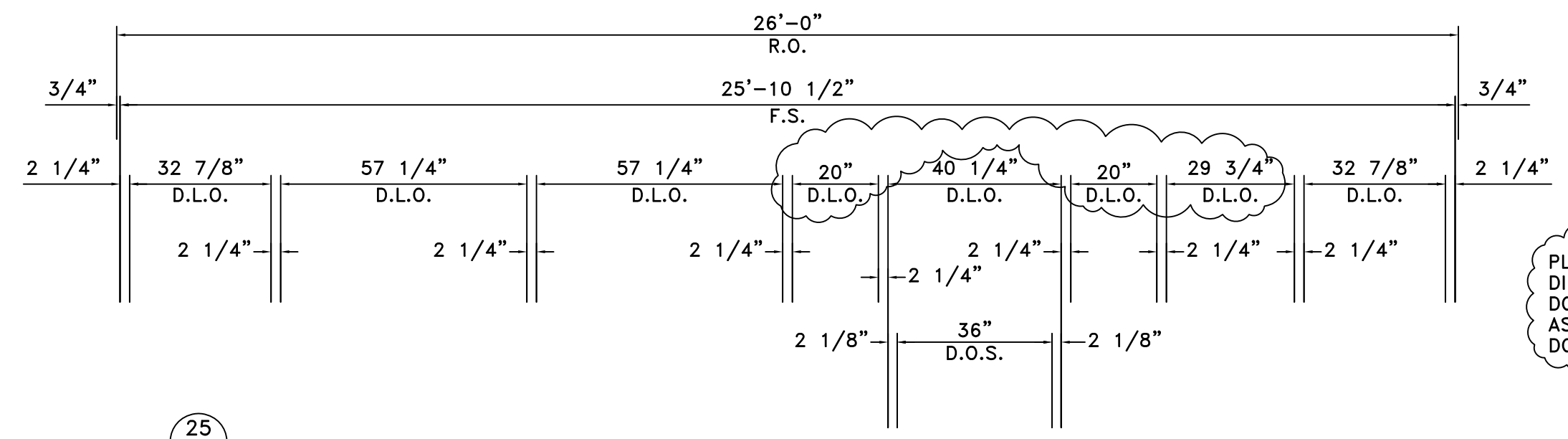


ELEVATION C

SCALE: 3/8"=1'-0"

KAWNEER FG-523T (2 1/4" x 5")
ARCH. REF.: 1/A1-01; 1/A2-02; 3,4/A3-03
ONE (1) @ NORTH ELEVATION - 1ST FLOOR

1 Req. 1st Floor



ELEVATION D

SCALE: 3/8"=1'-0"

KAWNEER FG-523T (2 1/4" x 5")
ARCH. REF.: 1/A1-01; 1/A2-02; 3/A3-03; 2/A4-01; A7-01
ONE (1) THUS @ NORTH ELEVATION - 1ST FLOOR

ARCH./G.C. NOTE:
SWING OF DOOR DEVIATES BETWEEN FLOOR PLAN A1-01 TO EXTERIOR ELEVATION 1/A2-02 & BLOW FLOOR PLAN 2/A4-01. CURRENTLY, THIS ELEVATION HAS BEEN DRAWN PER A1-01...PLEASE ADVISE!!!

GLASS LEGEND	
(A)	INSULATED SPANDREL VISION VRE1-54 #2; HS/ANN
(B)	INSULATED SPANDREL VISION VRE1-54 #2 (SUBD. GRAY) HS/HS
(C)	INSULATED VISION: VRE1-54 #2; T/T
(D)	1/4" CLEAR TEMPERED GLASS

PROJECT
STONEBRIDGE III
1130 SANCTUARY PARKWAY
ALPHARETTA, GEORGIA
ELEVATIONS

PROJECT NO.
XXXXX

DRAWN
BKB

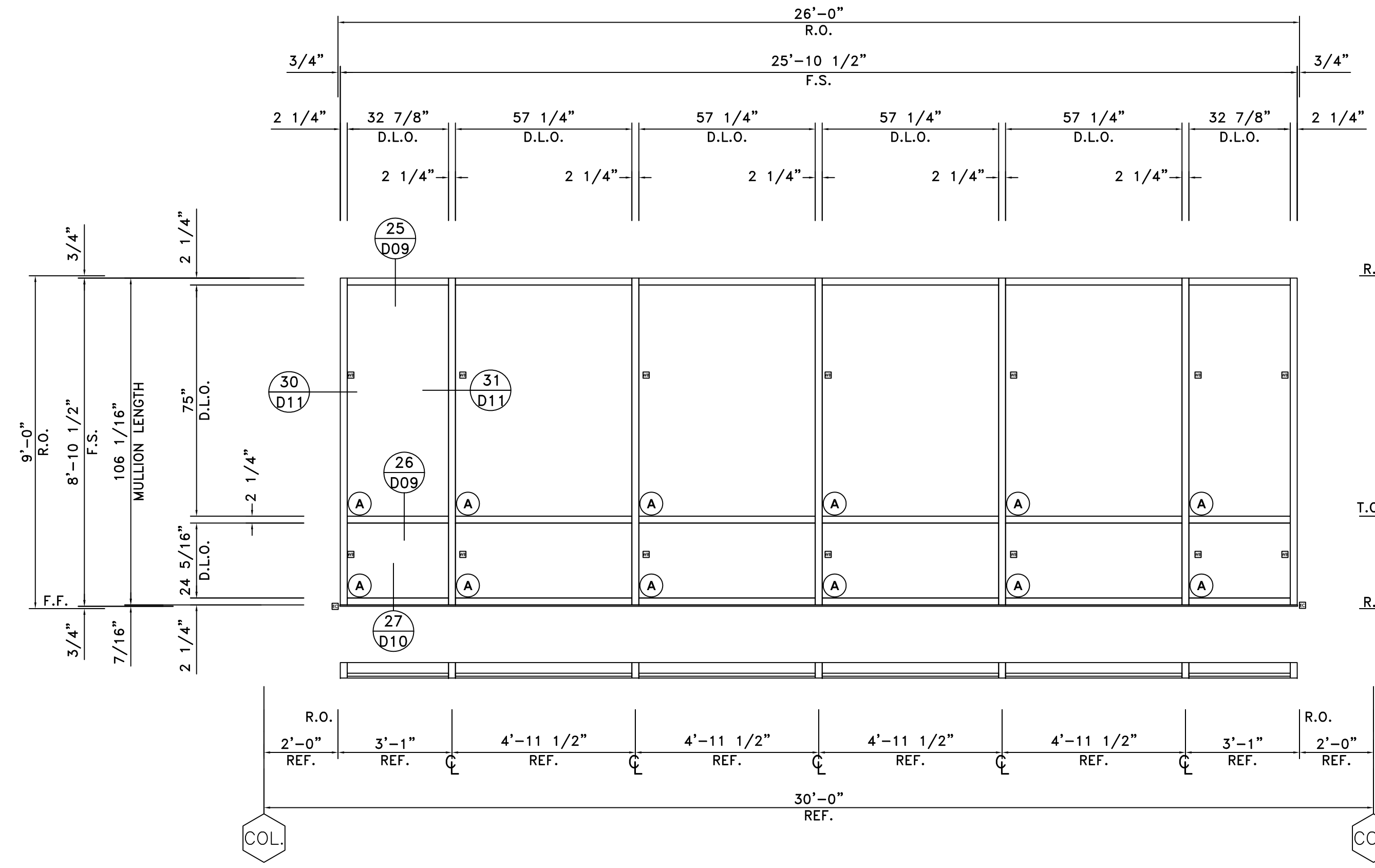
DATE
02/05/08

SCALE
3/8"=1'-0"

FILE NO.
E02.DWG

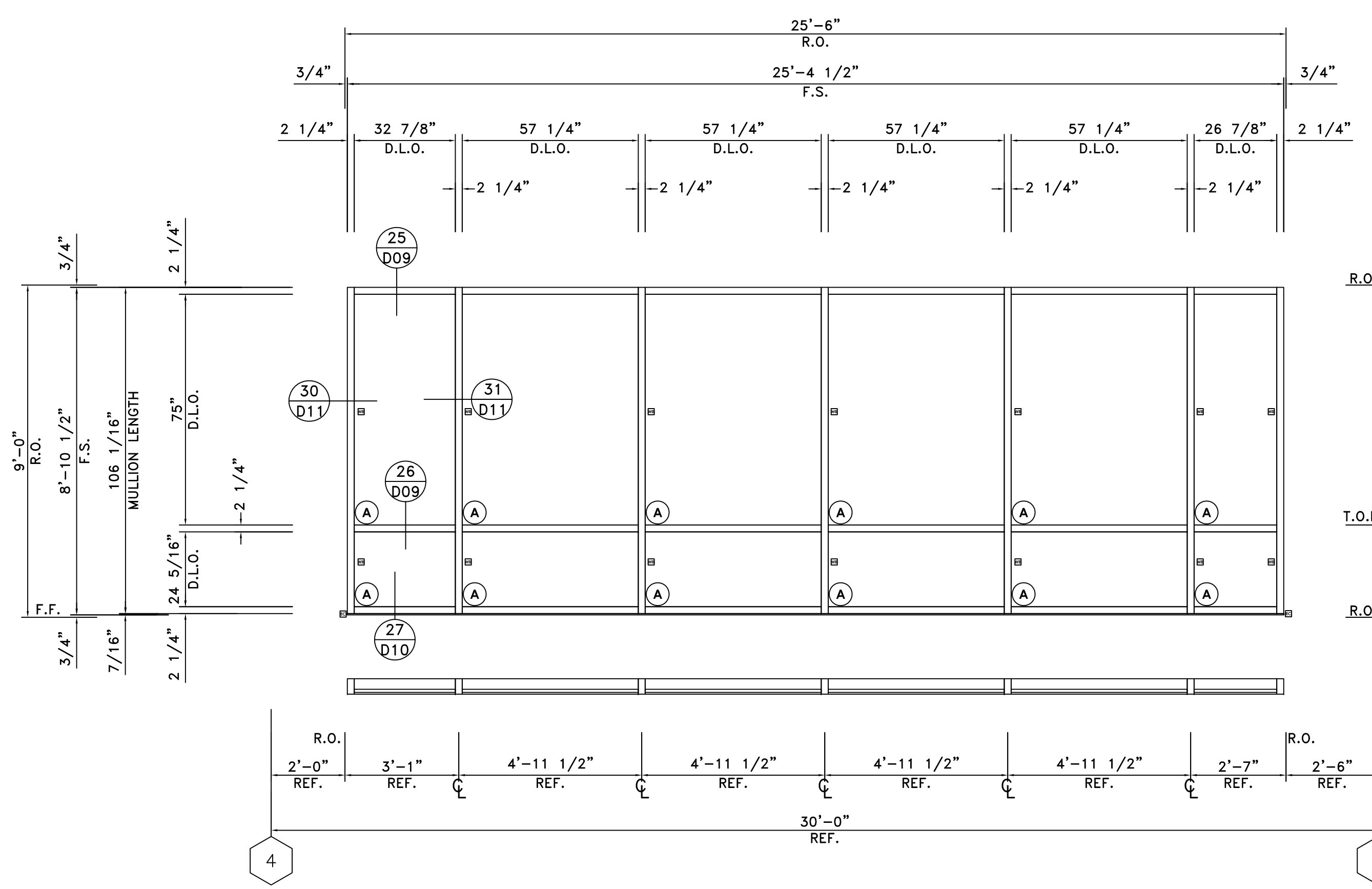
SHEET
E02

GLASS SYSTEMS, INC.
6655 Marbut Road
Lithonia, GA 30058
Tel 770 482-5232 Fax 770 482-7438



ELEVATION E
 SCALE: 3/8" = 1'-0"
 KAWNEER FG-523T (2 1/4" x 5")
 ARCH.REF.: 1/A1-01; 1/A2-02; 3/A3-03
 FIVE (5) THUS ☉ NORTH ELEVATION - 1ST FLOOR

KAWNEER FG-523T (2 1/4"x5")/SCREWSPLINE
 5 Req. 1st Floor



ELEVATION F
 SCALE: 3/8" = 1'-0"
 KAWNEER FG-523T (2 1/4" x 5")
 ARCH.REF.: 1/A1-01; 1/A2-02; 3/A3-03
 ONE (1) THUS ☉ NORTH ELEVATION - 1ST FLOOR

KAWNEER FG-523T (2 1/4"x5")/SCREWSPLINE
 1 Req. 1st Floor

GLASS LEGEND	
(A)	1" INSULATED VISION: VRE1-54 #2; HS/ANN
(B)	1" INSULATED SPANDREL: V903CR #2 (SUBD. GRAY) HS/HS
(C)	1" INSULATED VISION: VRE1-54 #2; T/T
(D)	1/4" CLEAR TEMPERED GLASS

GLASS SYSTEMS, INC.
 6655 Marbut Road
 Lithonia, GA 30058
 Tel 770 482-5232 Fax 770 482-7438

PROJECT
**STONEBRIDGE III
 1130 SANCTUARY PARKWAY
 ALPHARETTA, GEORGIA**
 ELEVATIONS

PROJECT NO.
XXXXX

DRAWN
BKB

DATE
02/05/08

SCALE
3/8" = 1'-0"

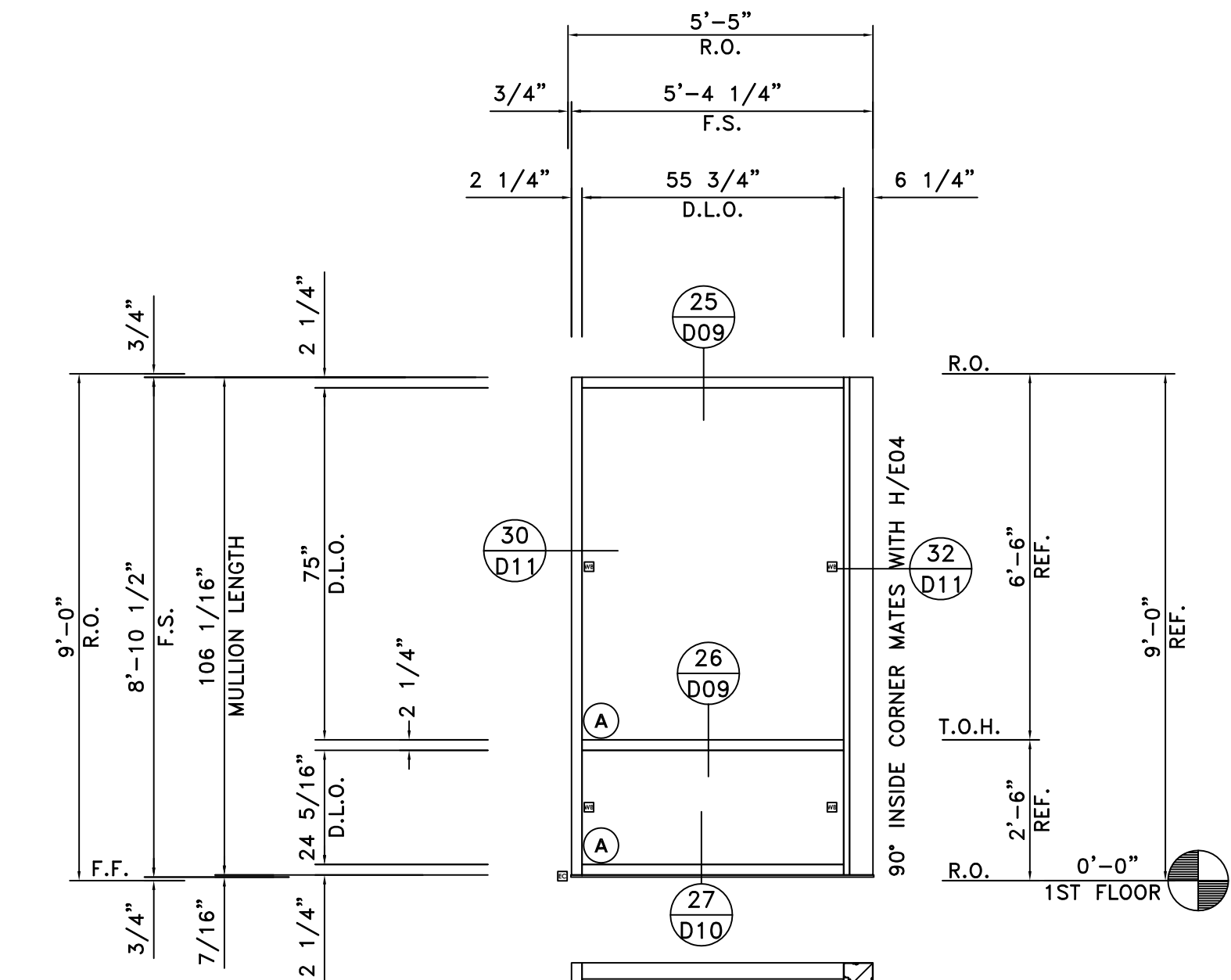
FILE NO.
E03.DWG

SHEET
E03

KAWNEER FG-523T (2 1/4"x5")/SCREWSPLINE



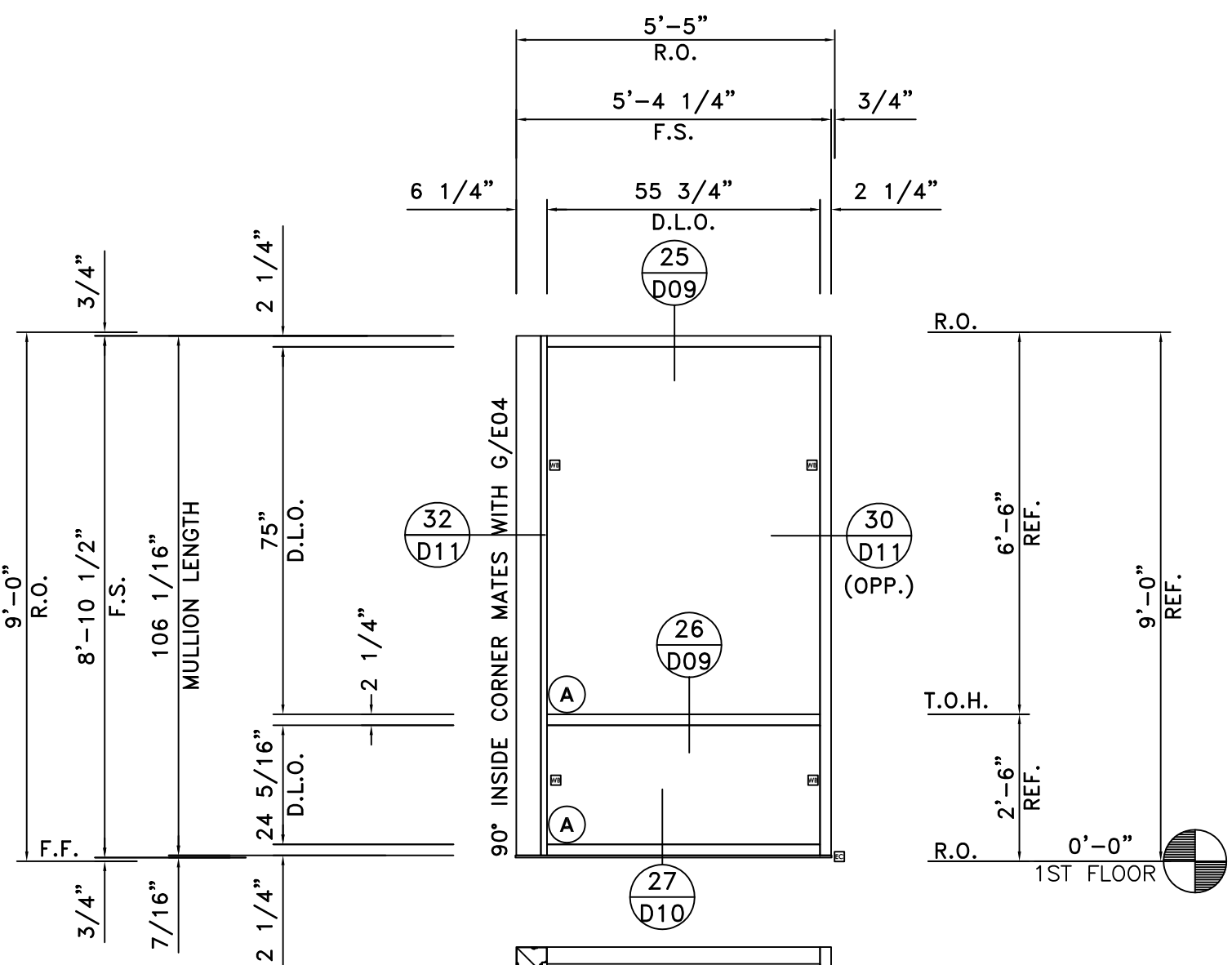
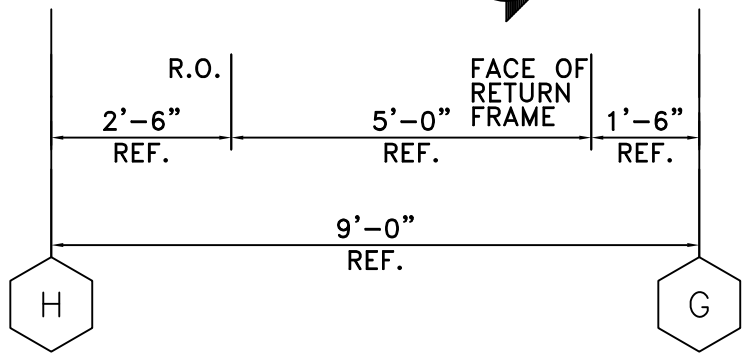
1 Req. 1st Floor



ELEVATION G

SCALE: 3/8"=1'-0"

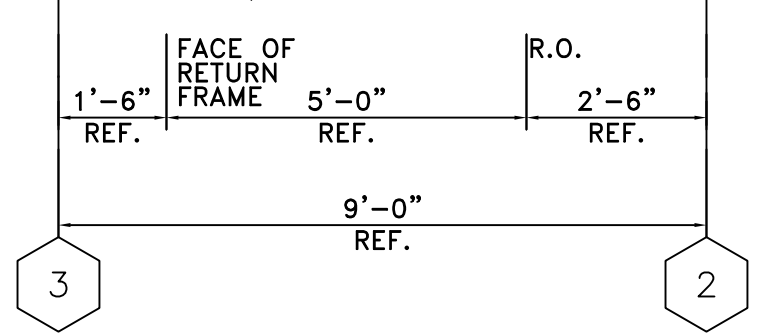
KAWNEER FG-523T (2 1/4" x 5")
 ARCH.REF.: 1/A1-01; 3/A2-03; 3/A3-03(SIM.)
 ONE (1) THUS @ WEST ELEVATION - 1ST FLOOR



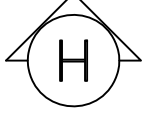
ELEVATION H

SCALE: 3/8"=1'-0"

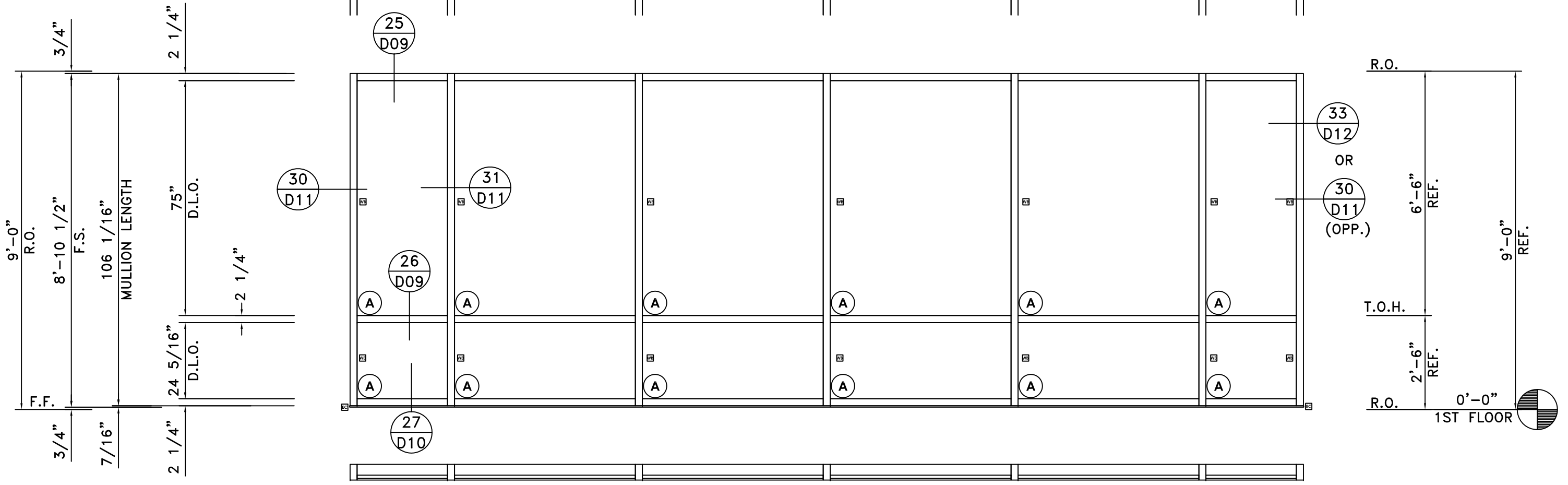
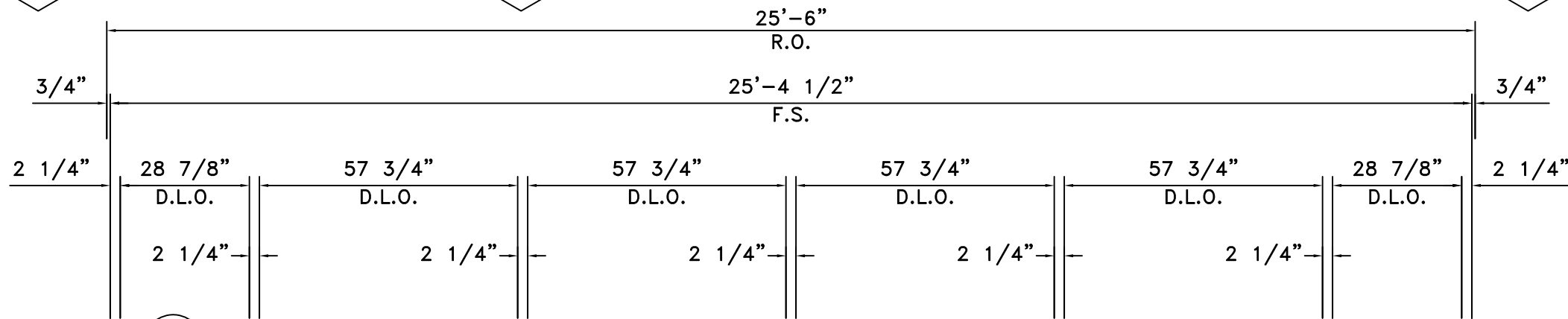
KAWNEER FG-523T (2 1/4" x 5")
 ARCH.REF.: 1/A1-01; 1/A2-02; 3/A3-03(SIM.)
 ONE (1) THUS @ NORTH ELEVATION - 1ST FLOOR



KAWNEER FG-523T (2 1/4"x5")/SCREWSPLINE



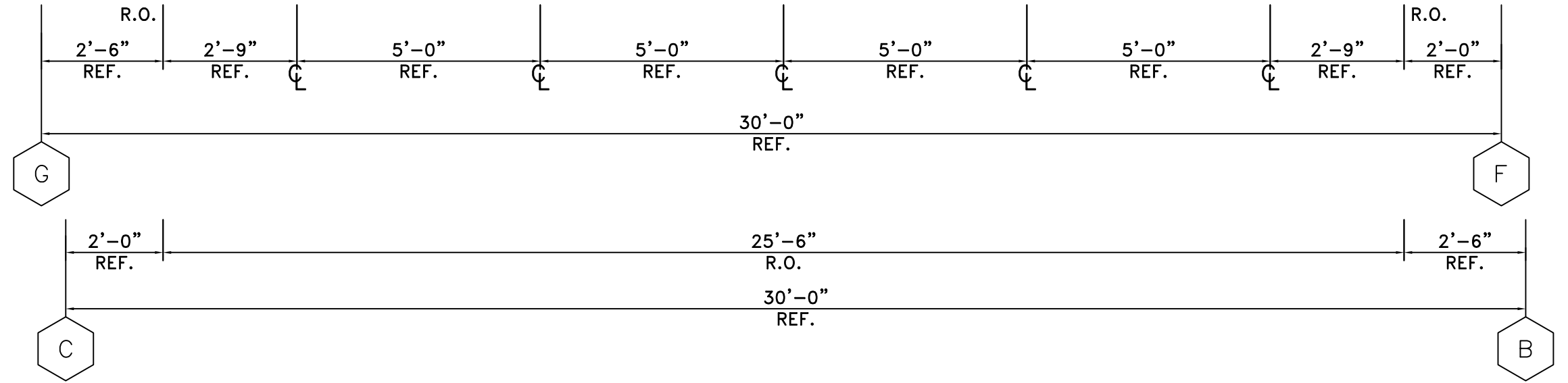
1 Req. 1st Floor




ELEVATION J

SCALE: 3/8"=1'-0"

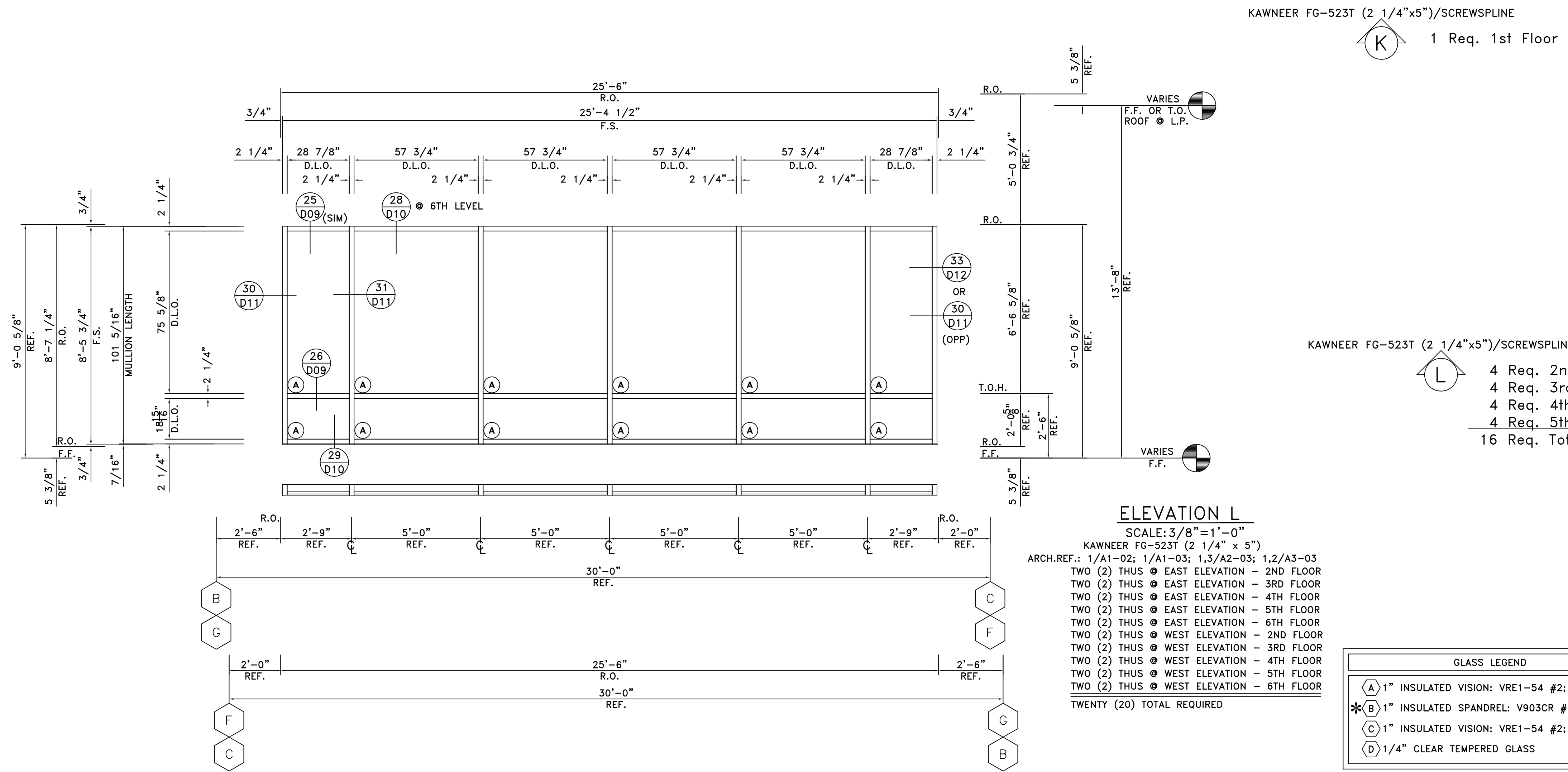
KAWNEER FG-523T (2 1/4" x 5")
 ARCH.REF.: 1/A1-01; 3/A2-03; 3/A3-03(SIM.)
 TWO (2) @ WEST ELEVATION - 1ST FLOOR



GLASS LEGEND	
A	1" KAWNEER FG-523T (2 1/4"x5")/SCREWSPLINE INSULATED VISION: VRE1-54 #2; HS/ANN
*B	1" INSULATED SPANDREL: VRE1-54 #2 (SEE 1st Floor)
C	1" INSULATED VISION: VRE1-54 #2; T/T
D	1/4" CLEAR TEMPERED GLASS



Xref .\ELEVATIONS\K.dwg



KAWNEER FG-523T (2 1/4"x5")/SCREWSPLINE
 1 Req. 1st Floor

KAWNEER FG-523T (2 1/4"x5")/SCREWSPLINE
 4 Req. 2nd Floor
 4 Req. 3rd Floor
 4 Req. 4th Floor
 4 Req. 5th Floor
 16 Req. Total

ELEVATION L

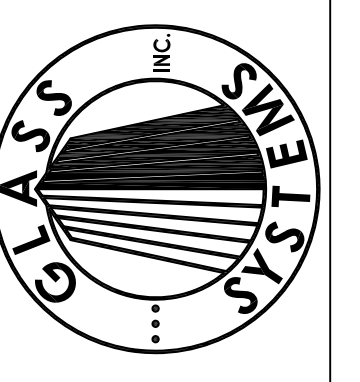
SCALE: 3/8"=1'-0"

KAWNEER FG-523T (2 1/4" x 5")

ARCH. REF.: 1/A1-02; 1/A1-03; 1,3/A2-03; 1,2/A3-03
 TWO (2) THUS @ EAST ELEVATION - 2ND FLOOR
 TWO (2) THUS @ EAST ELEVATION - 3RD FLOOR
 TWO (2) THUS @ EAST ELEVATION - 4TH FLOOR
 TWO (2) THUS @ EAST ELEVATION - 5TH FLOOR
 TWO (2) THUS @ EAST ELEVATION - 6TH FLOOR
 TWO (2) THUS @ WEST ELEVATION - 2ND FLOOR
 TWO (2) THUS @ WEST ELEVATION - 3RD FLOOR
 TWO (2) THUS @ WEST ELEVATION - 4TH FLOOR
 TWO (2) THUS @ WEST ELEVATION - 5TH FLOOR
 TWO (2) THUS @ WEST ELEVATION - 6TH FLOOR
 TWENTY (20) TOTAL REQUIRED

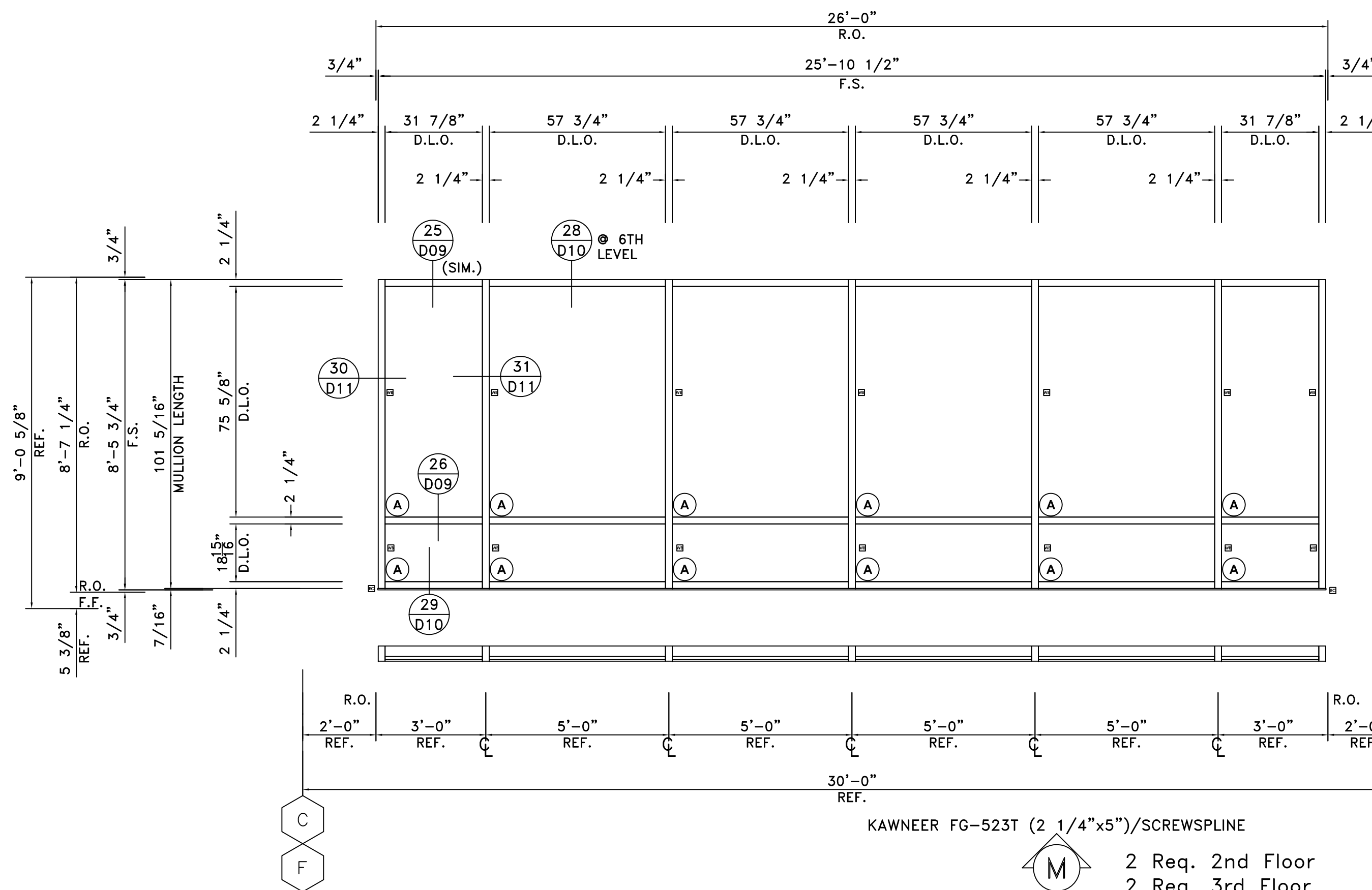
GLASS LEGEND	
(A)	1" INSULATED VISION: VRE1-54 #2; HS/ANN
(B)	1" INSULATED SPANDREL: V903CR #2 (SUBD. GRAY) HS/HS
(C)	1" INSULATED VISION: VRE1-54 #2; T/T
(D)	1/4" CLEAR TEMPERED GLASS

GLASS SYSTEMS, INC.
 6655 Marbut Road
 Lithonia, GA 30058
 Tel 770 482-5232 Fax 770 482-7438



PROJECT
STONEBRIDGE III
1130 SANCTUARY PARKWAY
ALPHARETTA, GEORGIA
 ELEVATIONS

PROJECT NO.
XXXXX
 DRAWN DATE
BKB 02/05/08
 SCALE
3/8"=1'-0"
 FILE NO.
E05.DWG
 SHEET
E05



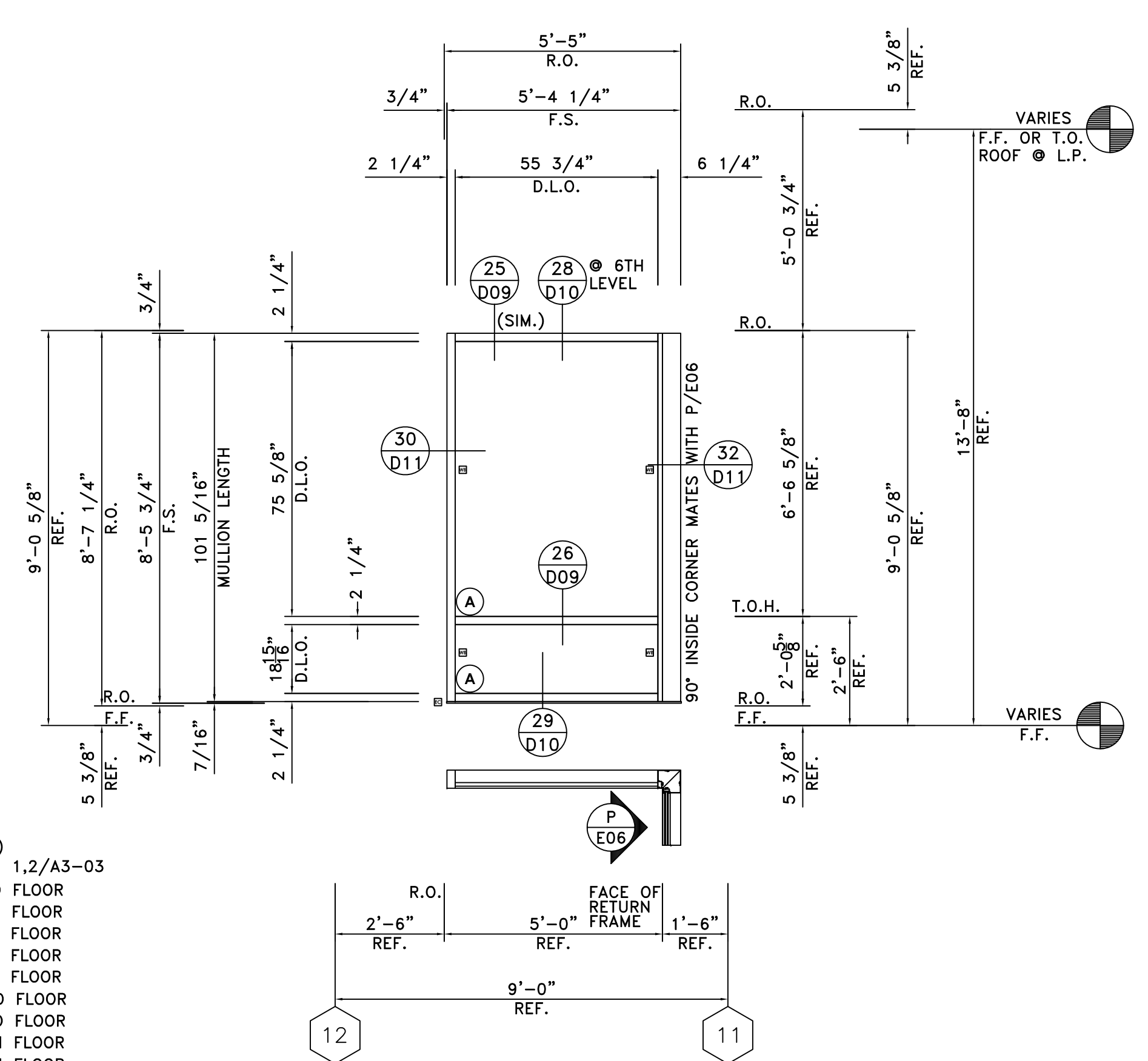
KAWNEER FG-523T (2 1/4"x5")/SCREWSPLINE

2 Req. 2nd Floor
 2 Req. 3rd Floor
 2 Req. 4th Floor
 2 Req. 5th Floor
 8 Req. Total

ELEVATION M
 SCALE: 3/8"=1'-0"

KAWNEER FG-523T (2 1/4" x 5")
 ARCH. REF.: 1/A1-02; 1/A1-03; 1,3/A2-03; 1,2/A3-03

ONE (1) THUS @ EAST ELEVATION - 2ND FLOOR
 ONE (1) THUS @ EAST ELEVATION - 3RD FLOOR
 ONE (1) THUS @ EAST ELEVATION - 4TH FLOOR
 ONE (1) THUS @ EAST ELEVATION - 5TH FLOOR
 ONE (1) THUS @ EAST ELEVATION - 6TH FLOOR
 ONE (1) THUS @ WEST ELEVATION - 2ND FLOOR
 ONE (1) THUS @ WEST ELEVATION - 3RD FLOOR
 ONE (1) THUS @ WEST ELEVATION - 4TH FLOOR
 ONE (1) THUS @ WEST ELEVATION - 5TH FLOOR
 ONE (1) THUS @ WEST ELEVATION - 6TH FLOOR
 TEN (10) TOTAL REQUIRED



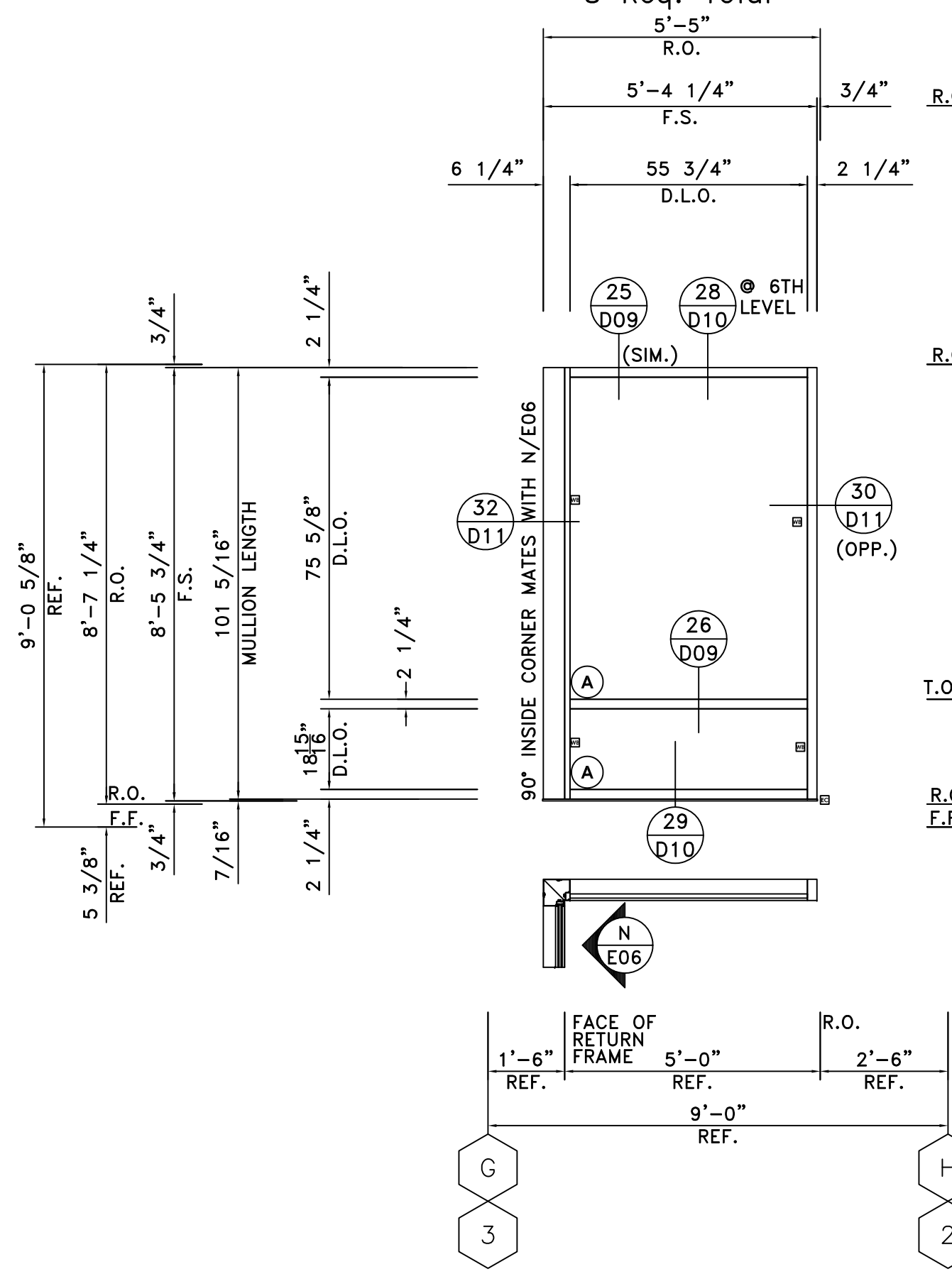
KAWNEER FG-523T (2 1/4"x5")/SCREWSPLINE

2 Req. 2nd Floor
 2 Req. 3rd Floor
 2 Req. 4th Floor
 2 Req. 5th Floor
 8 Req. Total

ELEVATION N
 SCALE: 3/8"=1'-0"

KAWNEER FG-523T (2 1/4" x 5")
 ARCH. REF.: 1/A1-02; 1/A1-03; 1/A2-02; 3/A2-03; 3,4/A3-03

ONE (1) THUS @ NORTH ELEVATION - 2ND FLOOR
 ONE (1) THUS @ NORTH ELEVATION - 3RD FLOOR
 ONE (1) THUS @ NORTH ELEVATION - 4TH FLOOR
 ONE (1) THUS @ NORTH ELEVATION - 5TH FLOOR
 ONE (1) THUS @ NORTH ELEVATION - 6TH FLOOR
 ONE (1) THUS @ WEST ELEVATION - 2ND FLOOR
 ONE (1) THUS @ WEST ELEVATION - 3RD FLOOR
 ONE (1) THUS @ WEST ELEVATION - 4TH FLOOR
 ONE (1) THUS @ WEST ELEVATION - 5TH FLOOR
 ONE (1) THUS @ WEST ELEVATION - 6TH FLOOR
 TEN (10) TOTAL REQUIRED



KAWNEER FG-523T (2 1/4"x5")/SCREWSPLINE

2 Req. 2nd Floor
 2 Req. 3rd Floor
 2 Req. 4th Floor
 2 Req. 5th Floor
 8 Req. Total

ELEVATION P
 SCALE: 3/8"=1'-0"

KAWNEER FG-523T (2 1/4" x 5")
 ARCH. REF.: 1/A1-02; 1/A1-03; 1/A2-02; 1/A2-03; 3,4/A3-03


ONE (1) THUS @ EAST ELEVATION - 2ND FLOOR
 ONE (1) THUS @ EAST ELEVATION - 3RD FLOOR
 ONE (1) THUS @ EAST ELEVATION - 4TH FLOOR
 ONE (1) THUS @ EAST ELEVATION - 5TH FLOOR
 ONE (1) THUS @ EAST ELEVATION - 6TH FLOOR
 ONE (1) THUS @ NORTH ELEVATION - 2ND FLOOR
 ONE (1) THUS @ NORTH ELEVATION - 3RD FLOOR
 ONE (1) THUS @ NORTH ELEVATION - 4TH FLOOR
 ONE (1) THUS @ NORTH ELEVATION - 5TH FLOOR
 ONE (1) THUS @ NORTH ELEVATION - 6TH FLOOR
 TEN (10) TOTAL REQUIRED

KAWNEER FG-523T (2 1/4"x5")/SCREWSPLINE

2 Req. 2nd Floor
 2 Req. 3rd Floor
 2 Req. 4th Floor
 2 Req. 5th Floor
 8 Req. Total

GLASS LEGEND	
(A)	1" INSULATED VISION: VRE1-54 #2; HS/ANN
(B)	1" INSULATED SPANDREL: V903CR #2 (SUBD. GRAY) HS/HS
(C)	1" INSULATED VISION: VRE1-54 #2; T/T
(D)	1/4" CLEAR TEMPERED GLASS

GLASS SYSTEMS, INC.
 6655 Marbut Road
 Lithonia, GA 30058
 Tel 770 482-5232 Fax 770 482-7438



PROJECT
**STONEBRIDGE III
 1130 SANCTUARY PARKWAY
 ALPHARETTA, GEORGIA**
 ELEVATIONS

PROJECT NO.
 XXXXX

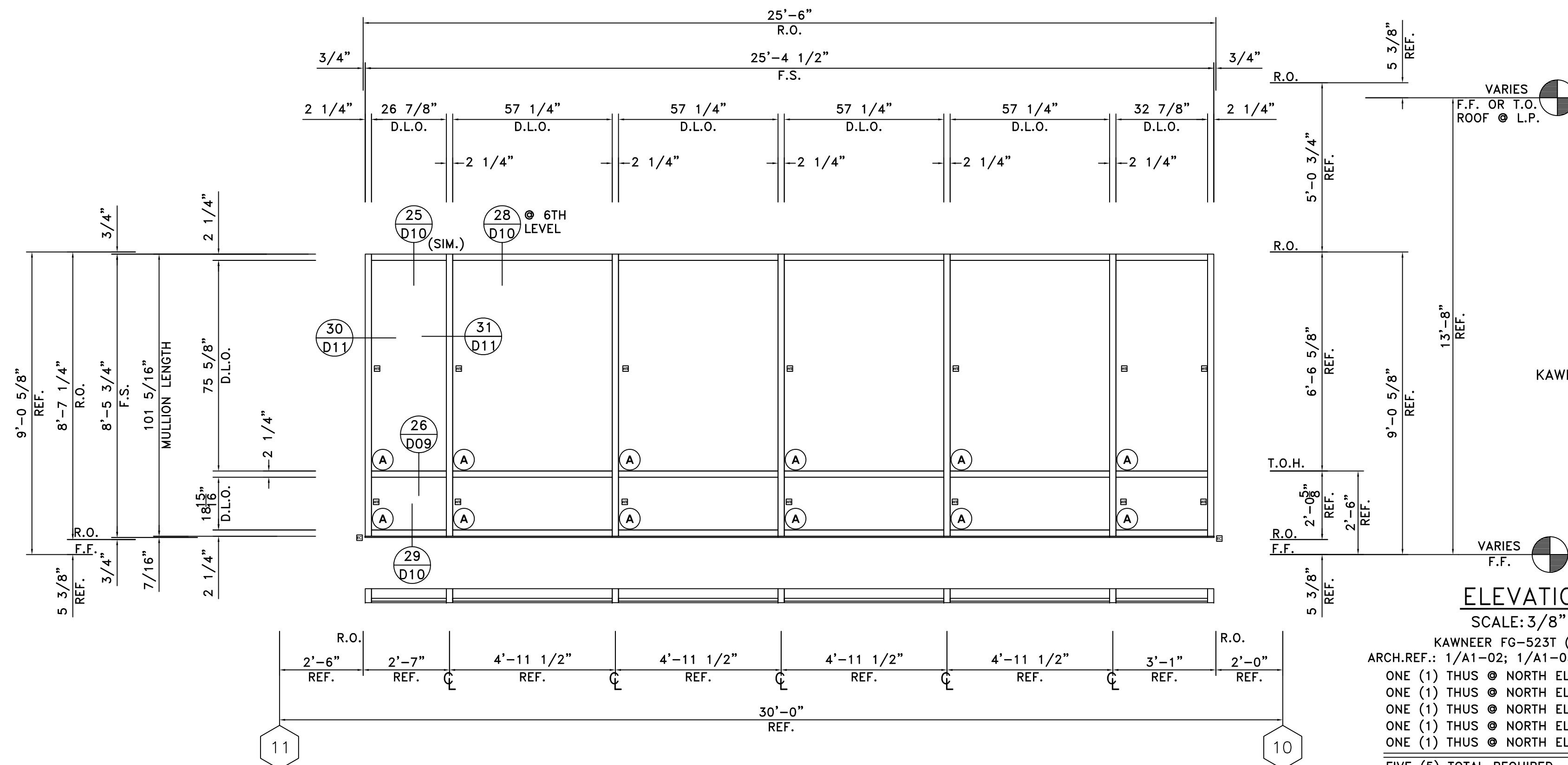
DRAWN
 BKB

DATE
 02/05/08

SCALE
 3/8"=1'-0"

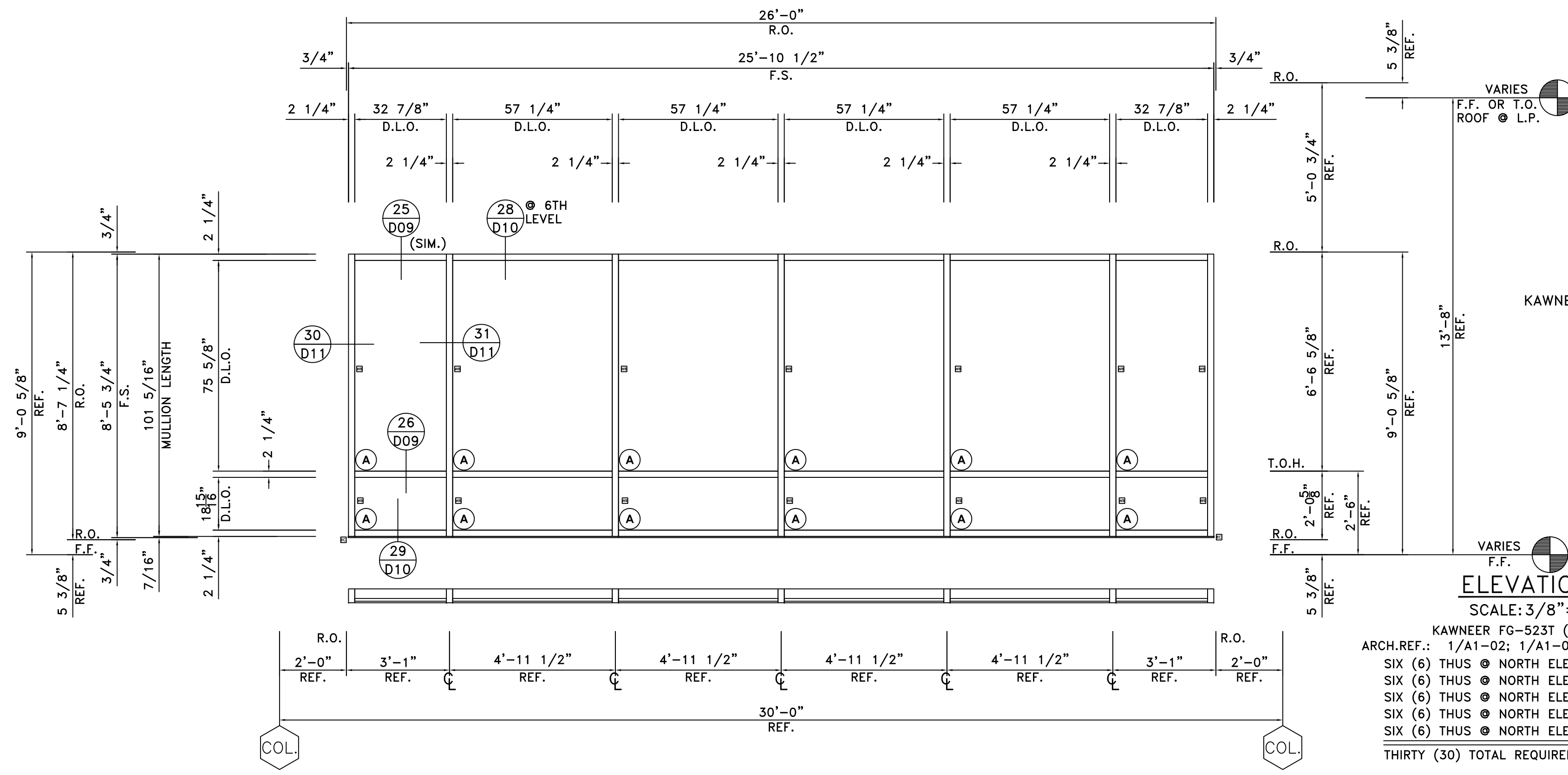
FILE NO.
 E06.DWG

SHEET
 E06



ELEVATION Q
 SCALE: 3/8"=1'-0"
 KAWNEER FG-523T (2 1/4" x 5")
 ARCH. REF.: 1/A1-02; 1/A1-03; 1/A2-02; 3,4/A3-03
 ONE (1) THUS @ NORTH ELEVATION - 2ND FLOOR
 ONE (1) THUS @ NORTH ELEVATION - 3RD FLOOR
 ONE (1) THUS @ NORTH ELEVATION - 4TH FLOOR
 ONE (1) THUS @ NORTH ELEVATION - 5TH FLOOR
 ONE (1) THUS @ NORTH ELEVATION - 6TH FLOOR
 FIVE (5) TOTAL REQUIRED

- Q
- 1 Req. 2nd Floor
 - 1 Req. 3rd Floor
 - 1 Req. 4th Floor
 - 1 Req. 5th Floor
 - 4 Req. Total

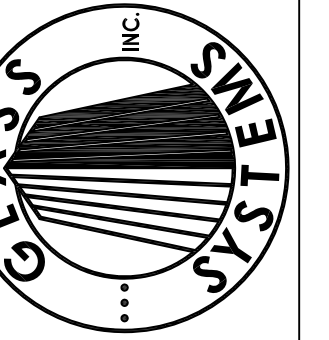


ELEVATION R
 SCALE: 3/8"=1'-0"
 KAWNEER FG-523T (2 1/4" x 5")
 ARCH. REF.: 1/A1-02; 1/A1-03; 1/A2-02; 3,4/A3-03
 SIX (6) THUS @ NORTH ELEVATION - 2ND FLOOR
 SIX (6) THUS @ NORTH ELEVATION - 3RD FLOOR
 SIX (6) THUS @ NORTH ELEVATION - 4TH FLOOR
 SIX (6) THUS @ NORTH ELEVATION - 5TH FLOOR
 SIX (6) THUS @ NORTH ELEVATION - 6TH FLOOR
 THIRTY (30) TOTAL REQUIRED

- R
- 6 Req. 2nd Floor
 - 6 Req. 3rd Floor
 - 6 Req. 4th Floor
 - 6 Req. 5th Floor
 - 24 Req. Total

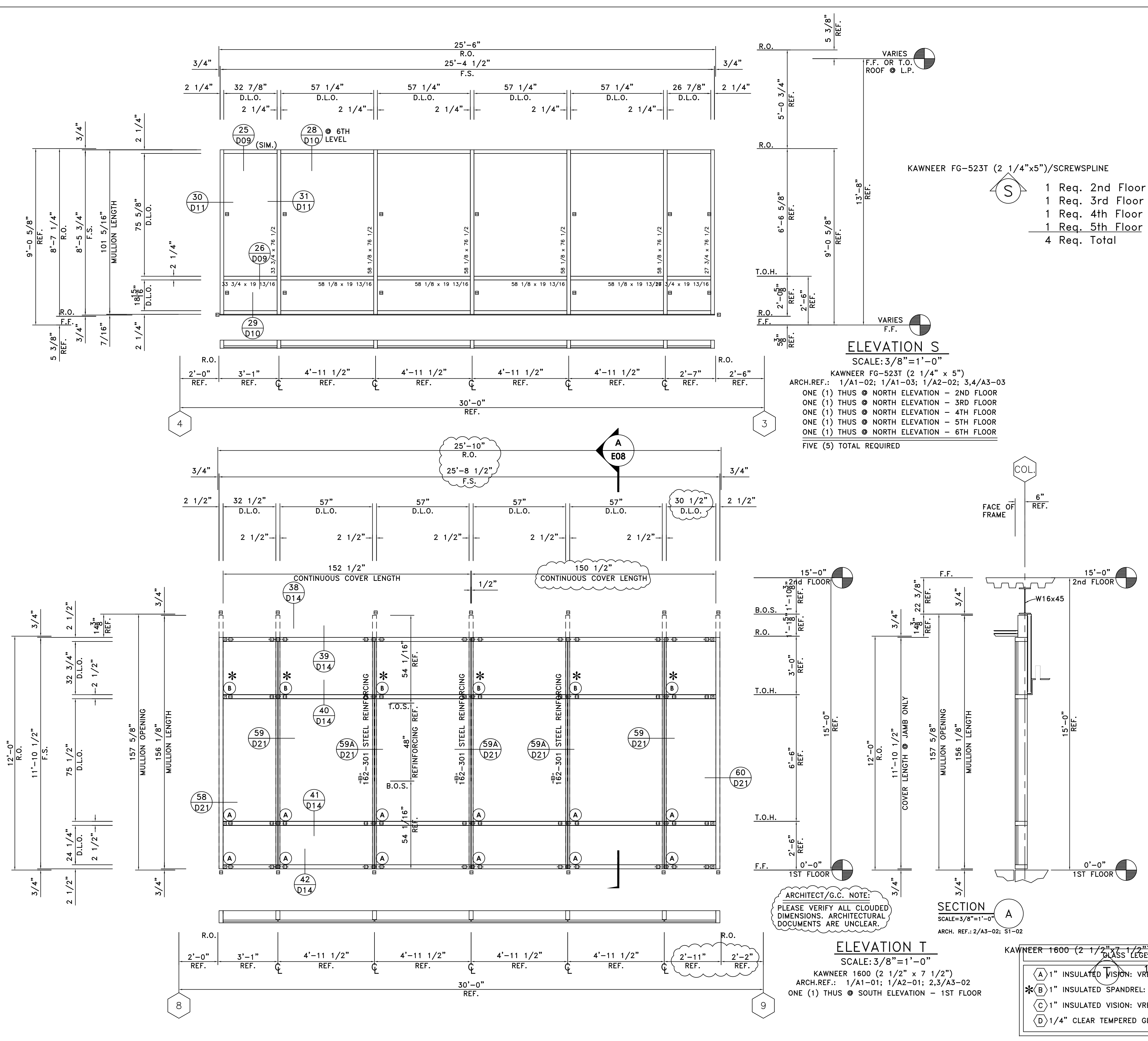
GLASS LEGEND	
(A)	1" INSULATED VISION: VRE1-54 #2; HS/ANN
(B)	1" INSULATED SPANDREL: V903CR #2 (SUBD. GRAY) HS/HS
(C)	1" INSULATED VISION: VRE1-54 #2; T/T
(D)	1/4" CLEAR TEMPERED GLASS

GLASS SYSTEMS, INC.
 6655 Marbut Road
 Lithonia, GA 30058
 Tel 770 482-5232 Fax 770 482-7438



PROJECT
**STONEBRIDGE III
 1130 SANCTUARY PARKWAY
 ALPHARETTA, GEORGIA**

ELEVATIONS
 PROJECT NO.
XXXXX
 DRAWN DATE
BKB 02/05/08
 SCALE
3/8"=1'-0"
 FILE NO.
E07.DWG
 SHEET
E07



ELEVATION S

SCALE: 3/8"=1'-0"
 KAWNEER FG-523T (2 1/4" x 5")
 ARCH. REF.: 1/A1-02; 1/A1-03; 1/A2-02; 3,4/A3-03
 ONE (1) THUS @ NORTH ELEVATION - 2ND FLOOR
 ONE (1) THUS @ NORTH ELEVATION - 3RD FLOOR
 ONE (1) THUS @ NORTH ELEVATION - 4TH FLOOR
 ONE (1) THUS @ NORTH ELEVATION - 5TH FLOOR
 ONE (1) THUS @ NORTH ELEVATION - 6TH FLOOR
 FIVE (5) TOTAL REQUIRED

ELEVATION T

SCALE: 3/8"=1'-0"
 KAWNEER 1600 (2 1/2" x 7 1/2")
 ARCH. REF.: 1/A1-01; 1/A2-01; 2,3/A3-02
 ONE (1) THUS @ SOUTH ELEVATION - 1ST FLOOR

SECTION A

SCALE: 3/8"=1'-0"
 ARCH. REF.: 2/A3-02; S1-02

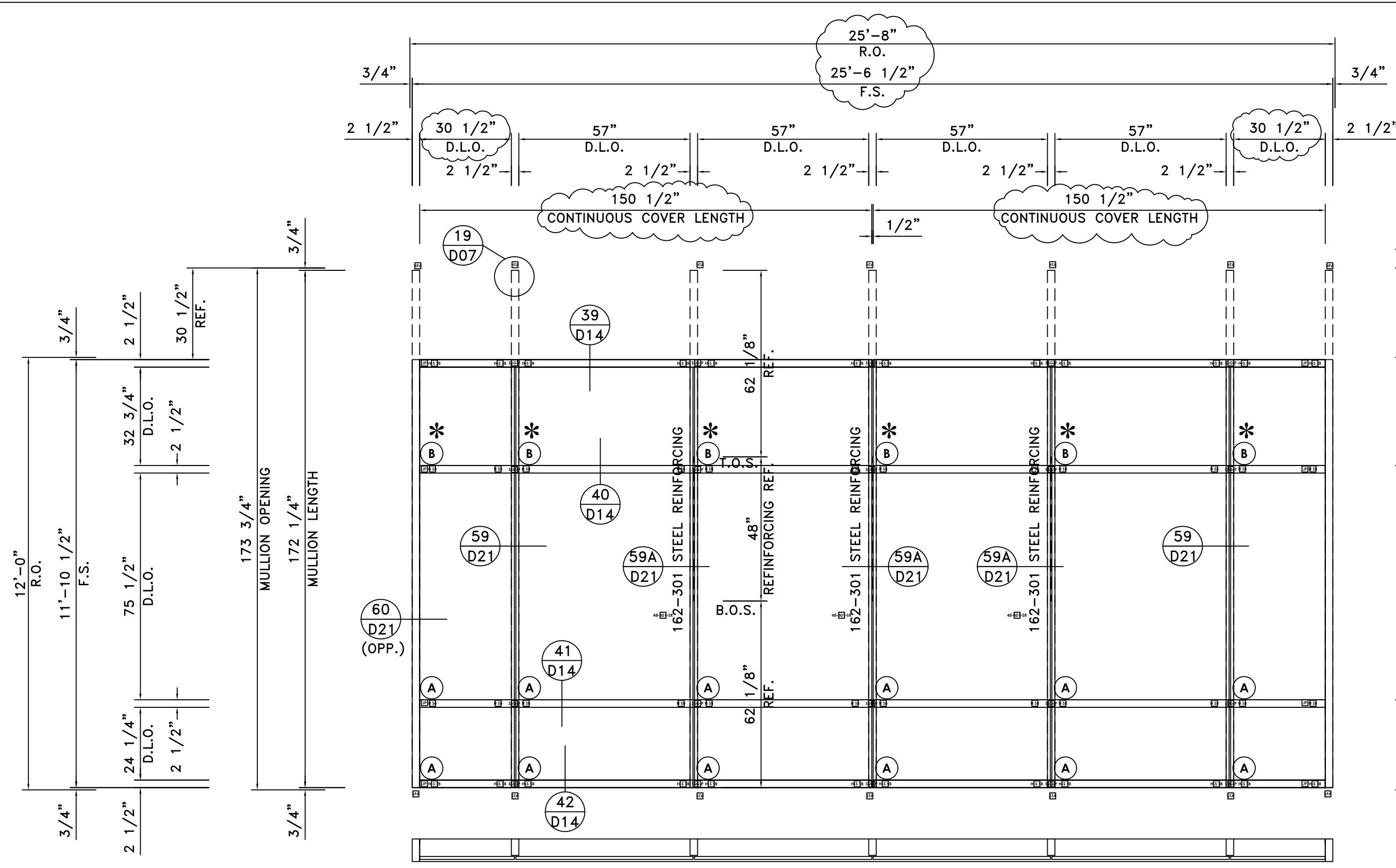
GLASS LEGEND

(A)	1" INSULATED VISION: VRE1-54 #2; HS/ANN
(B)	1" INSULATED SPANDREL: V903CR #2 (SUBD. GRAY) HS/HS
(C)	1" INSULATED VISION: VRE1-54 #2; T/T
(D)	1/4" CLEAR TEMPERED GLASS

ARCHITECT/G.C. NOTE:
 PLEASE VERIFY ALL CLOUDED DIMENSIONS. ARCHITECTURAL DOCUMENTS ARE UNCLER.

PROJECT STONEBRIDGE III 1130 SANCTUARY PARKWAY ALPHARETTA, GEORGIA ELEVATIONS	
PROJECT NO. XXXXX	DRAWN BKB
SCALE 3/8"=1'-0"	DATE 02/05/08
FILE NO. E08.DWG	SHEET E08

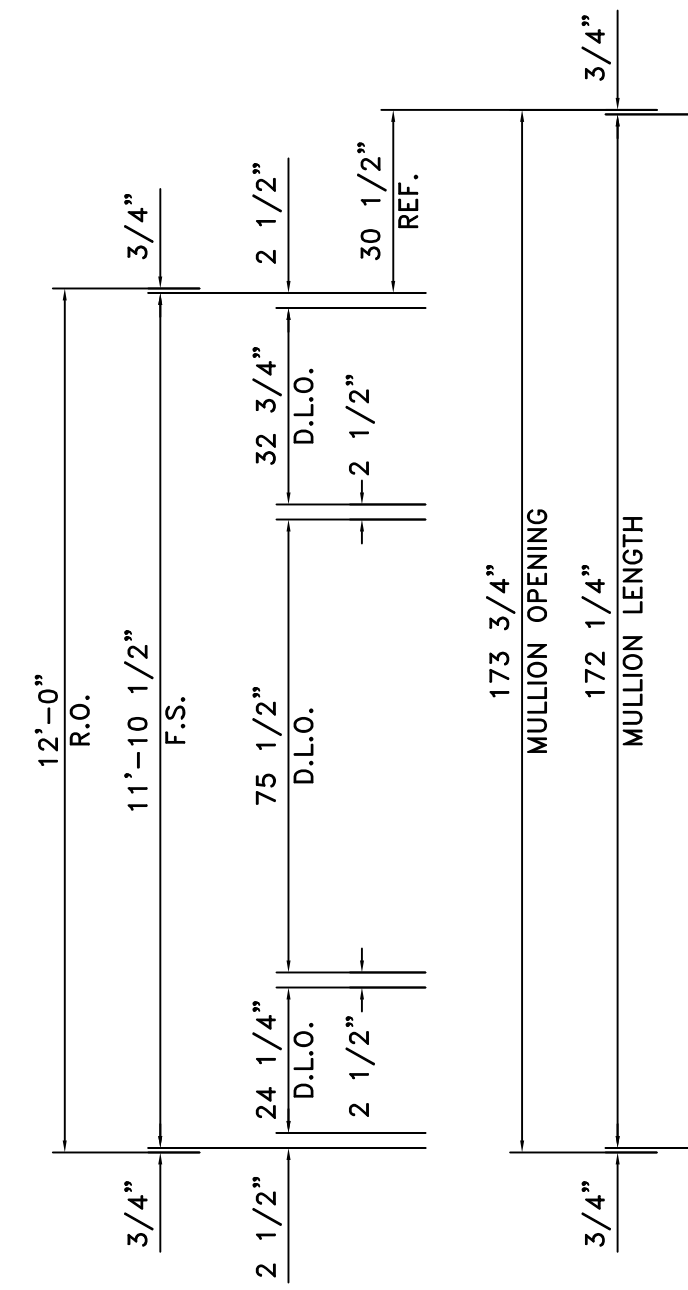
GLASS SYSTEMS, INC.
 6655 Marbut Road
 Lithonia, GA 30058
 Tel 770 482-5232 Fax 770 482-7438



ELEVATION U
SCALE: 3/8"=1'-0"

KAWNEER 1600 (2 1/2" x 7 1/2")
ARCH. REF.: 1/A1-01; 1/A2-01; 2,3/A3-02(SIM.)
ONE (1) THUS @ SOUTH ELEVATION - 1ST FLOOR

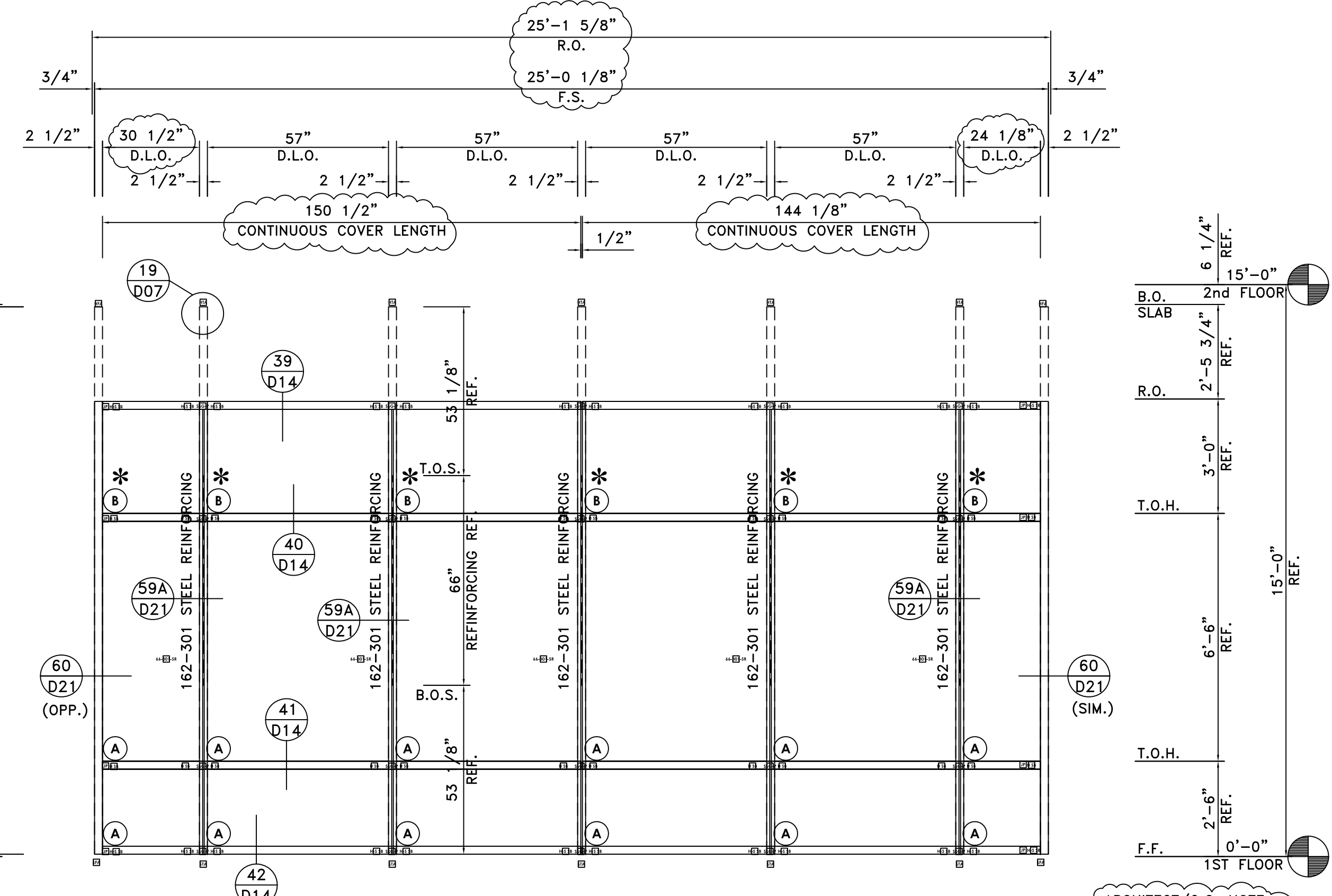
ARCHITECT/G.C. NOTE:
PLEASE VERIFY ALL CLOUDED DIMENSIONS. ARCHITECTURAL DOCUMENTS ARE UNCLEAR.



ELEVATION V
SCALE: 3/8"=1'-0"

KAWNEER 1600 (2 1/2" x 7 1/2")
ARCH. REF.: 1/A1-01; 1/A2-01; 2,3/A3-02(SIM.)
ONE (1) THUS @ SOUTH ELEVATION - 1ST FLOOR

GLASS LEGEND	
(A)	1" INSULATED VISION: VRE1-54 #2; HS/ANN
(B)	1" INSULATED SPANDREL: V903CR #2 (SUBD. GRAY) HS/HS
(C)	1" INSULATED VISION: VRE1-54 #2; T/T
(D)	1/4" CLEAR TEMPERED GLASS



ARCHITECT/G.C. NOTE:
PLEASE VERIFY ALL CLOUDED DIMENSIONS. ARCHITECTURAL DOCUMENTS ARE UNCLEAR.

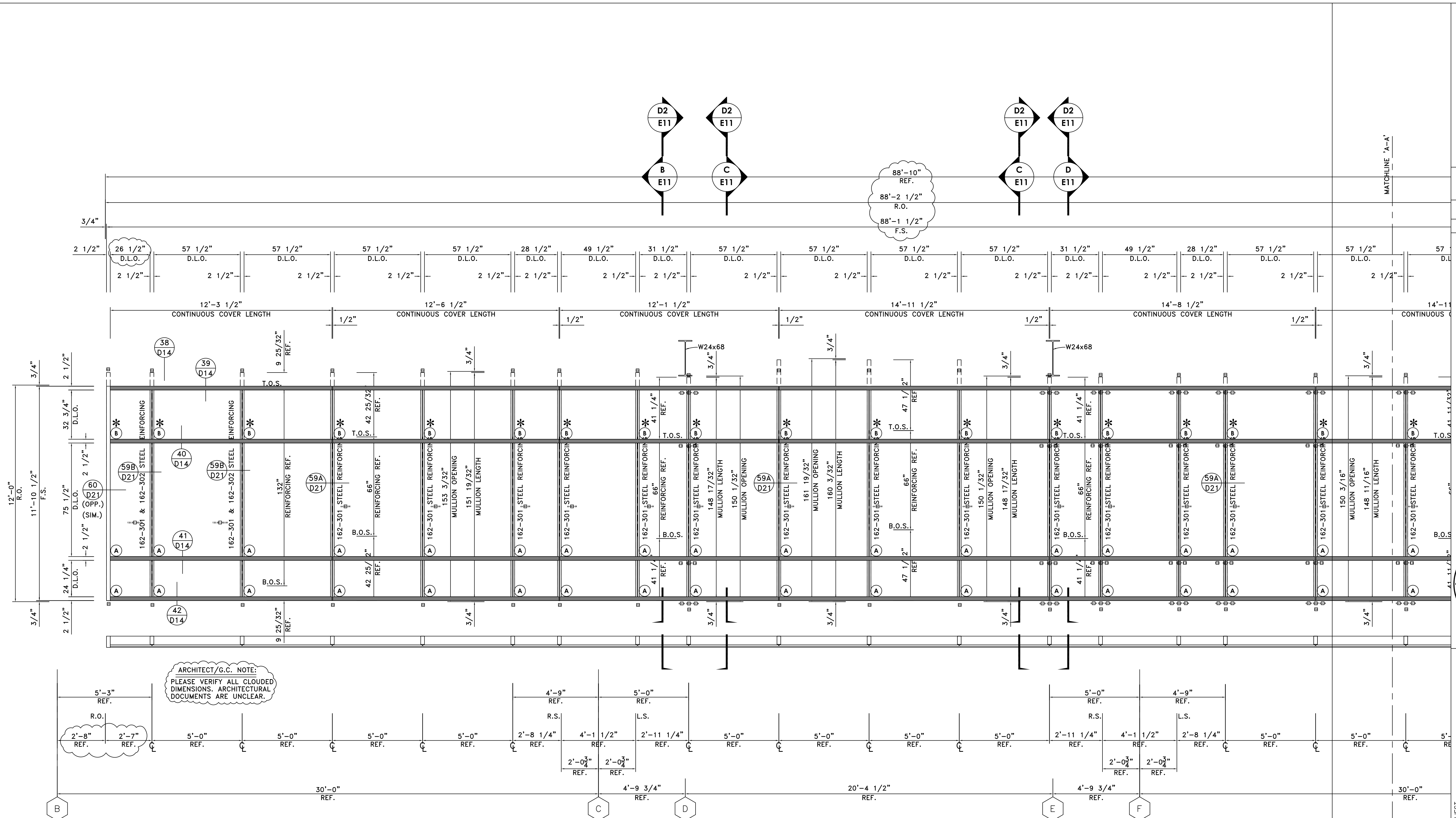
GLASS SYSTEMS, INC.

6655 Marbut Road
Lithonia, GA 30058
Tel 770 482-5232 Fax 770 482-7438

PROJECT
STONEBRIDGE III
1130 SANCTUARY PARKWAY
ALPHARETTA, GEORGIA

ELEVATIONS

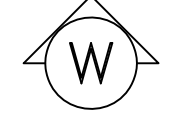
PROJECT NO. XXXXX	
DRAWN BKB	DATE 02/05/08
SCALE 3/8"=1'-0"	
FILE NO. E09.DWG	
SHEET E09	



ELEVATION W (PARTIAL)
SCALE: 3/8" = 1'-0"


KAWNEER 1600 (2 1/2" x 7 1/2")
ARCH. REF.: 1/A1-01; 1/A2-03; 1,2/A3-03
ONE (1) THUS ● EAST ELEVATION - 1ST FLOOR

KAWNEER 1600 (2 1/2" x 7 1/2")/SHEARBLOCK



Req. 1st Floor GLASS LEGEND	
(A)	1" INSULATED VISION: VRE1-54 #2; HS/ANN
(B)	1" INSULATED SPANDREL: V903CR #2 (SUBD. GRAY) HS/HS
(C)	1" INSULATED VISION: VRE1-54 #2; T/T
(D)	1/4" CLEAR TEMPERED GLASS

GLASS SYSTEMS, INC.
6655 Marbut Road
Lithonia, GA 30058
Tel 770 482-5232 Fax 770 482-7438

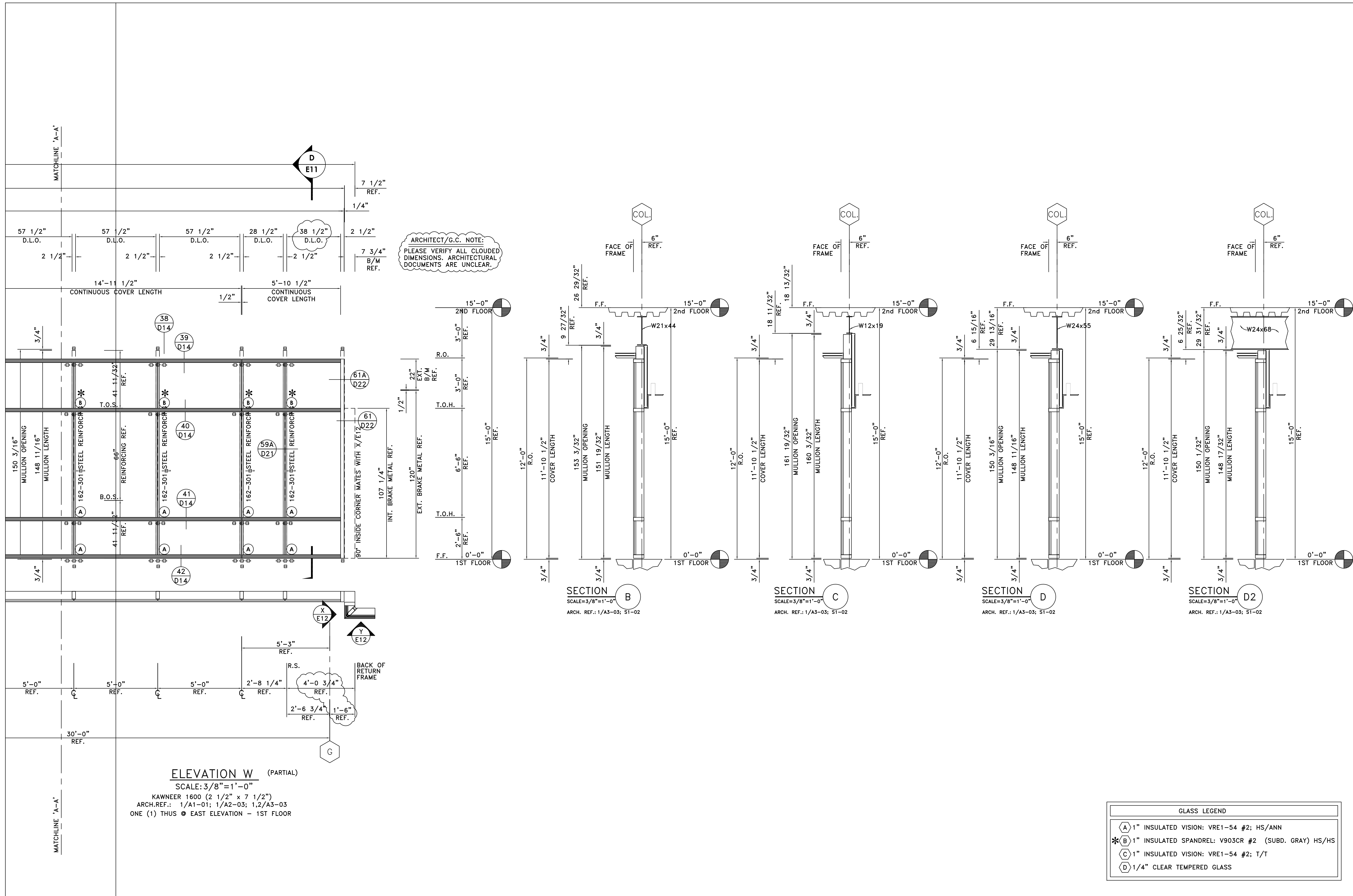


PROJECT
**STONEBRIDGE III
1130 SANCTUARY PARKWAY
ALPHARETTA, GEORGIA**
ELEVATIONS

PROJECT NO.	XXXXX
DRAWN	BKB
DATE	02/05/08
SCALE	3/8" = 1'-0"
FILE NO.	E10.DWG
SHEET	E10

MATCHLINE 'A-A'

MATCHLINE 'A-A'



GLASS SYSTEMS, INC.
6655 Marbut Road
Lithonia, GA 30058
Tel 770 482-5232 Fax 770 482-7438

GLASS SYSTEMS, INC.

PROJECT
STONEBRIDGE III
1130 SANCTUARY PARKWAY
ALPHARETTA, GEORGIA
ELEVATIONS

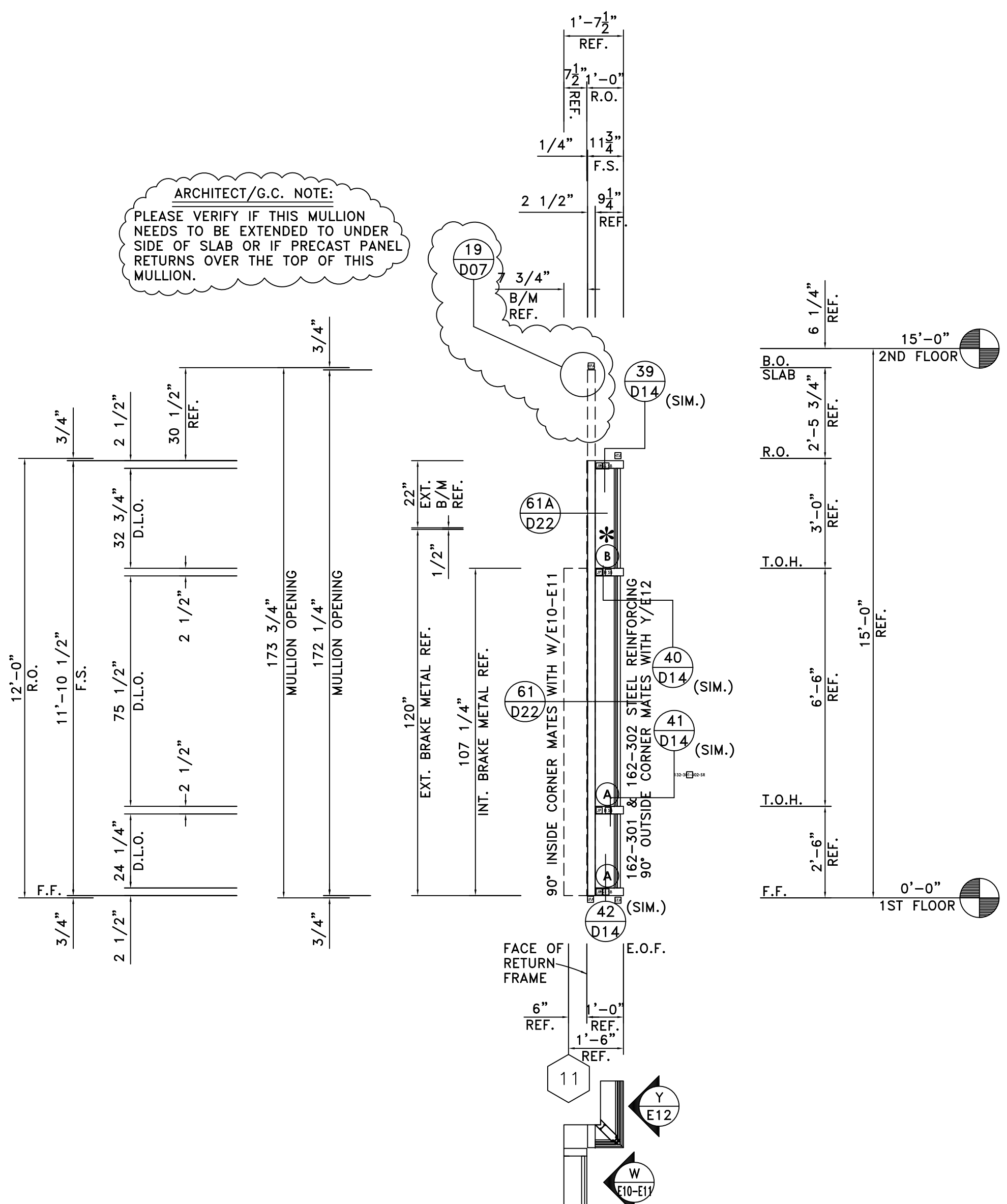
PROJECT NO.
XXXXX

DRAWN BKB **DATE** 02/05/08

SCALE
3/8" = 1'-0"

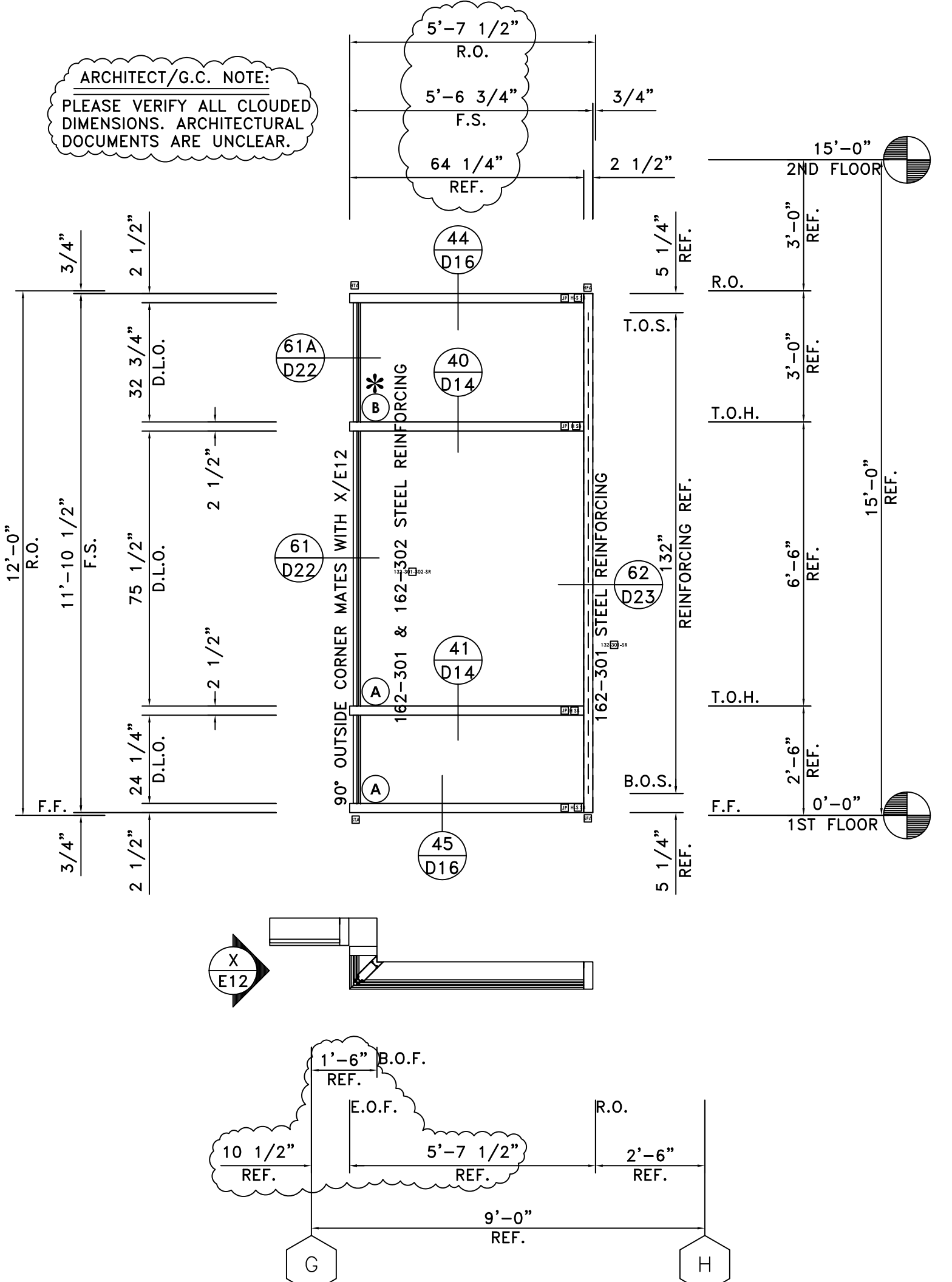
FILE NO.
E11.DWG

SHEET
E11



ELEVATION X
 SCALE: 3/8"=1'-0"
 KAWNEER 1600 (2 1/2" x 7 1/2")
 ARCH.REF.: 1/A1-01; 1/A3-03(SIM.)
 ONE (1) THUS @ SOUTH ELEVATION - 1ST FLOOR

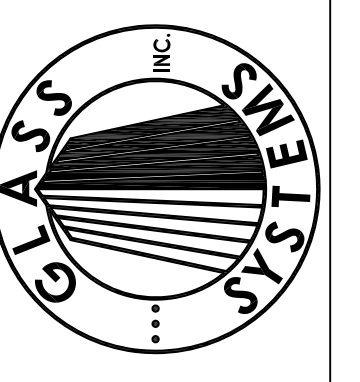
KAWNEER 1600 (2 1/2"x7 1/2")/SHEARBLOCK
 X 1 Req. 1st Floor



ELEVATION Y
 SCALE: 3/8"=1'-0"
 KAWNEER 1600 (2 1/2" x 7 1/2")
 ARCH.REF.: 1/A1-01; 1/A2-03; 3,4/A3-03(SIM.)
 ONE (1) THUS @ EAST ELEVATION - 1ST FLOOR

KAWNEER 1600 (2 1/2"x7 1/2")/SHEARBLOCK
 Y 1 Req. 1st Floor

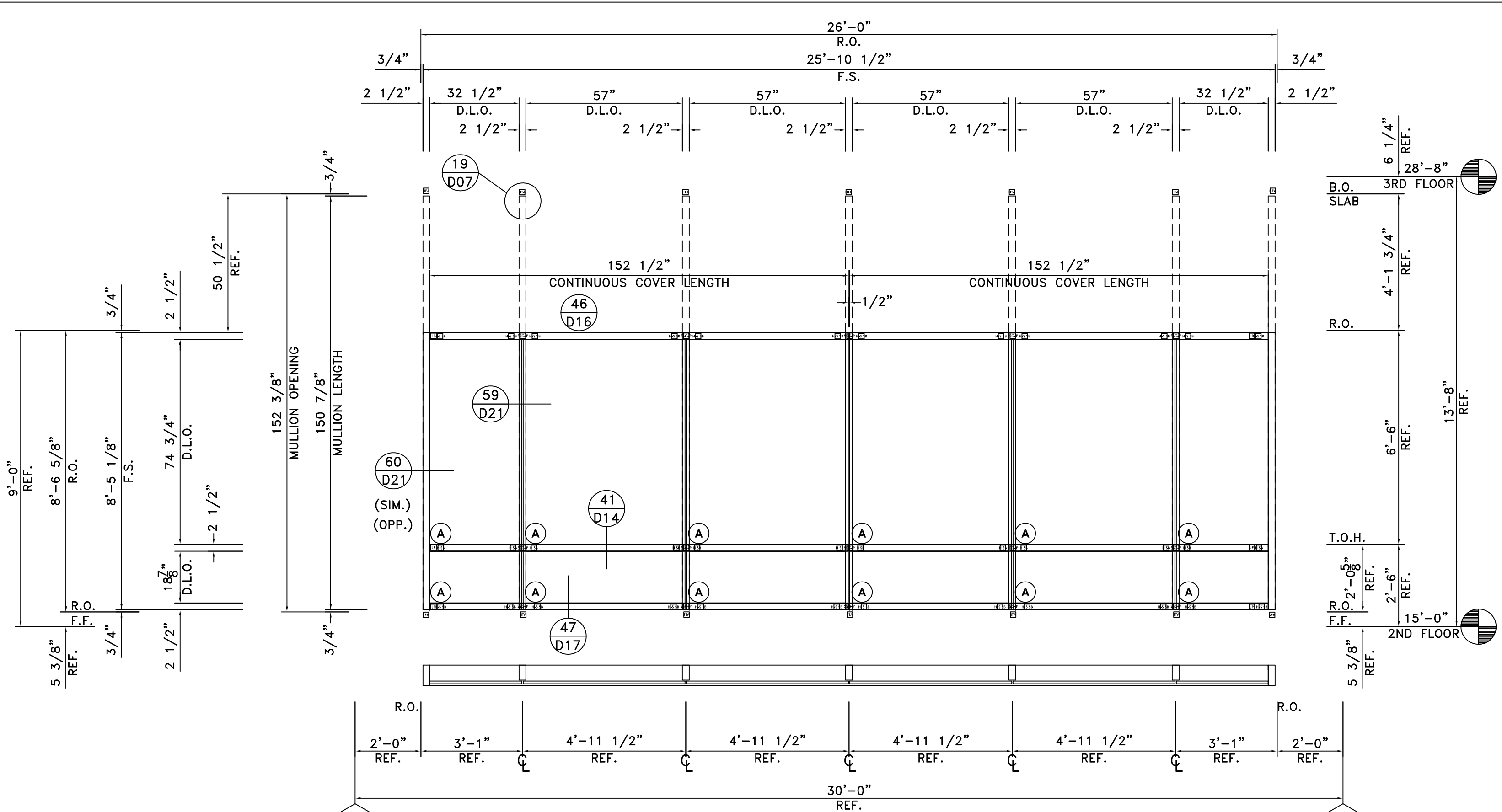
GLASS LEGEND	
(A)	1" INSULATED VISION: VRE1-54 #2; HS/ANN
(B)	*1" INSULATED SPANDREL: V903CR #2 (SUBD. GRAY) HS/HS
(C)	1" INSULATED VISION: VRE1-54 #2; T/T
(D)	1/4" CLEAR TEMPERED GLASS



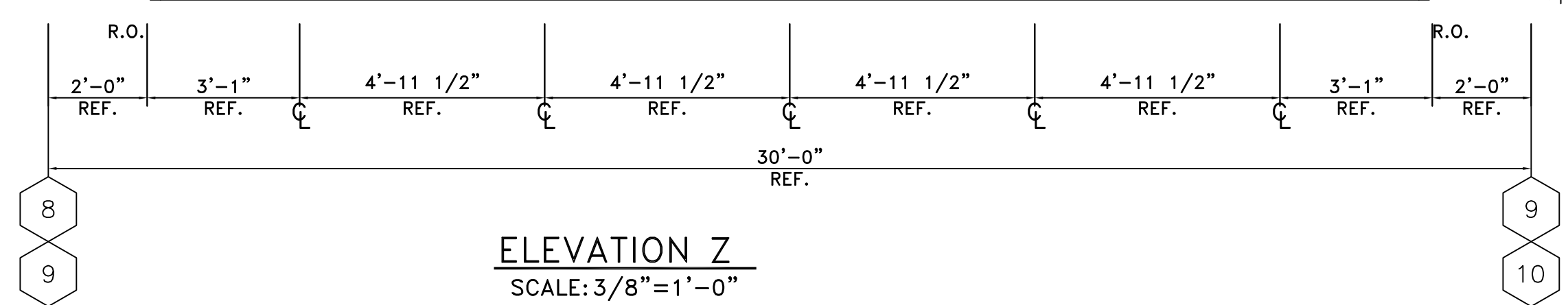
GLASS SYSTEMS, INC.
 6655 Marbut Road
 Lithonia, GA 30058
 Tel 770 482-5232 Fax 770 482-7438

PROJECT
STONEBRIDGE III
1130 SANCTUARY PARKWAY
ALPHARETTA, GEORGIA
ELEVATIONS

PROJECT NO. XXXXX	
DRAWN BKB	DATE 02/05/08
SCALE 3/8"=1'-0"	
FILE NO. E12.DWG	
SHEET E12	



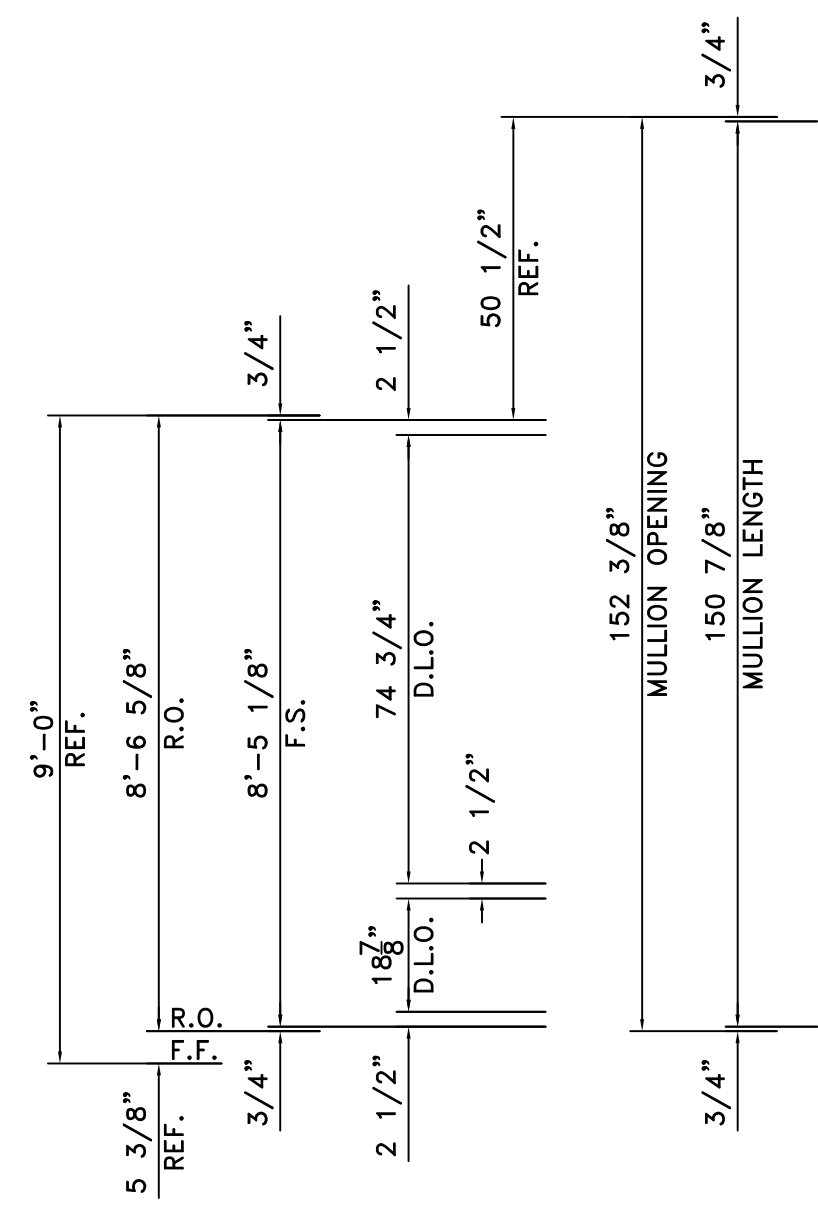
GLASS LEGEND	
(A)	1" INSULATED VISION: VRE1-54 #2; HS/ANN
(B)	1" INSULATED SPANDREL: V903CR #2 (SUBD. GRAY) HS/HS
(C)	1" INSULATED VISION: VRE1-54 #2; T/T
(D)	1/4" CLEAR TEMPERED GLASS



ELEVATION Z
SCALE: 3/8"=1'-0"

KAWNEER 1600 (2 1/2" x 7 1/2")
ARCH.REF.: 1/A1-02; 1/A2-01; 2,3/A3-02
TWO (2) THUS @ SOUTH ELEVATION - 2ND FLOOR

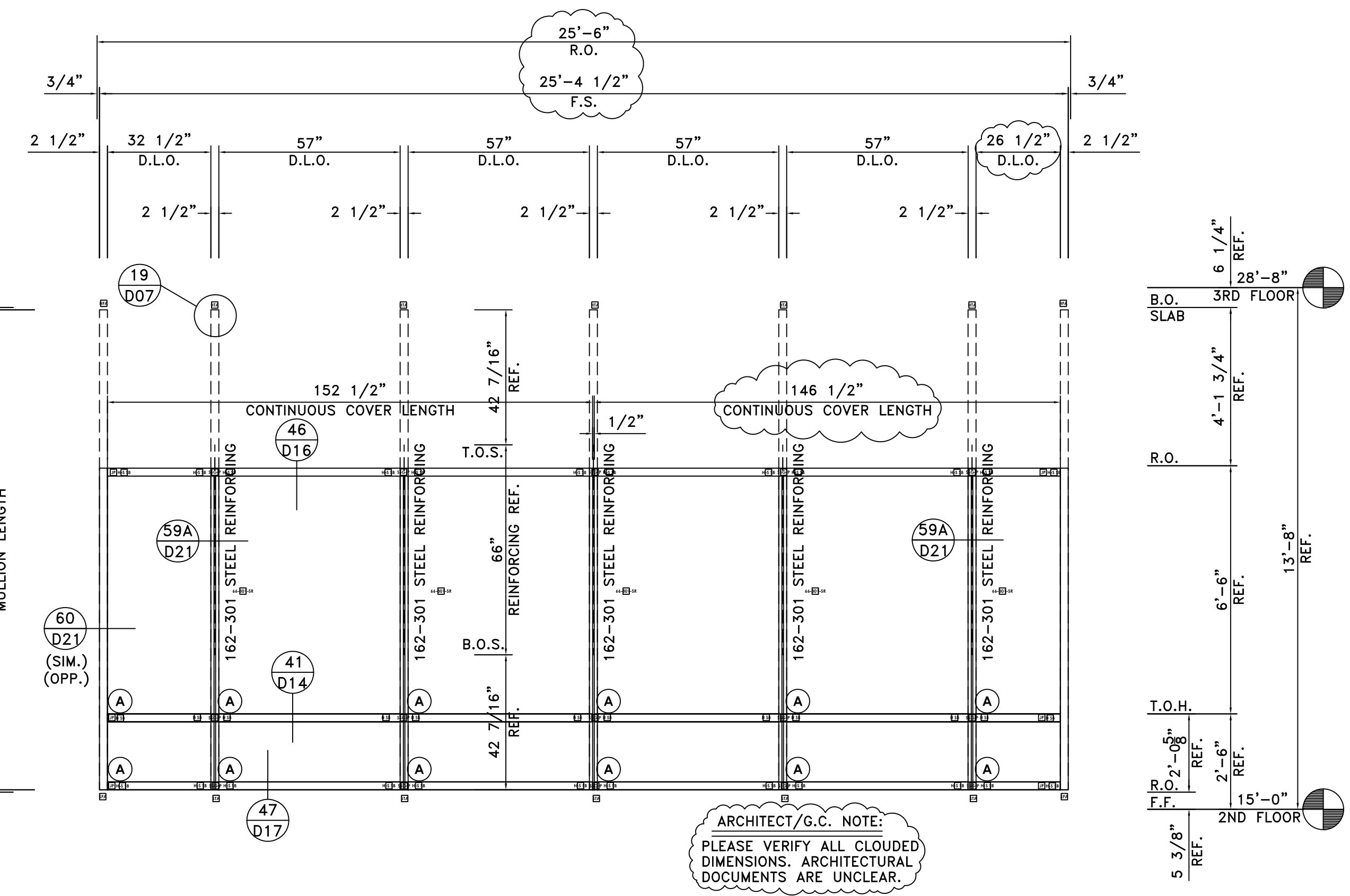
KAWNEER 1600 (2 1/2"x7 1/2")/SHEARBLOCK
Z 2 Req. 2nd Floor



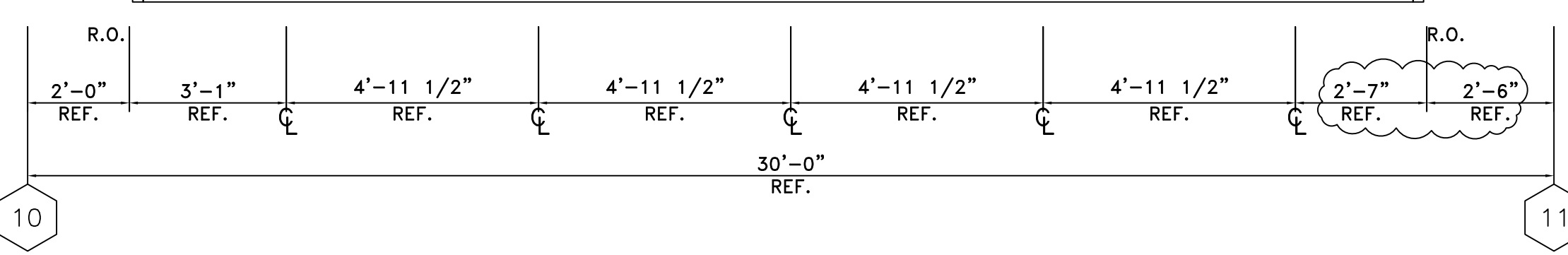
KAWNEER 1600 (2 1/2"x7 1/2")/SHEARBLOCK
AA 1 Req. 2nd Floor

ELEVATION AA
SCALE: 3/8"=1'-0"

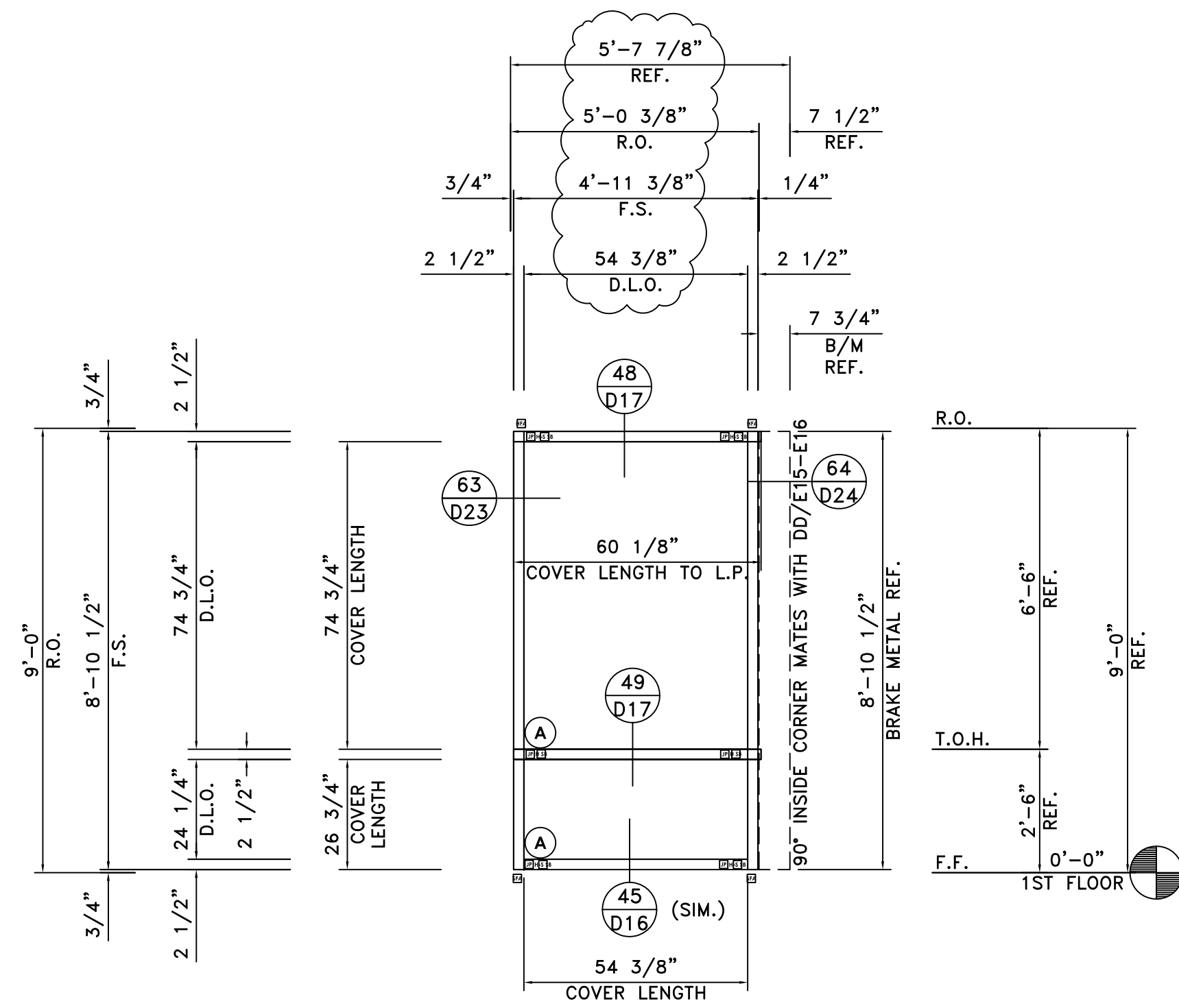
KAWNEER 1600 (2 1/2" x 7 1/2")
ARCH.REF.: 1/A1-02; 1/A2-01; 2,3/A3-02
ONE (1) THUS @ SOUTH ELEVATION - 2ND FLOOR



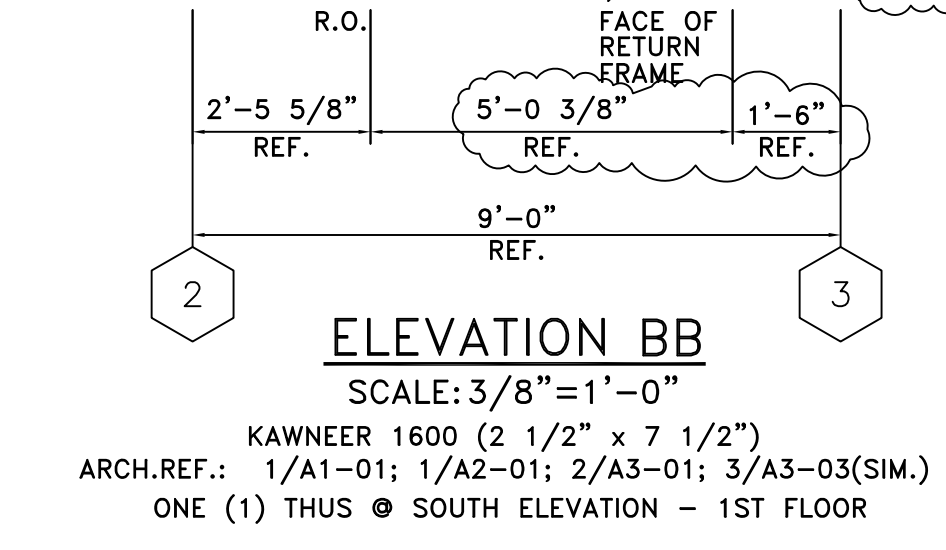
ARCHITECT/G.C. NOTE:
PLEASE VERIFY ALL CLOUDED DIMENSIONS. ARCHITECTURAL DOCUMENTS ARE UNCLEAR.



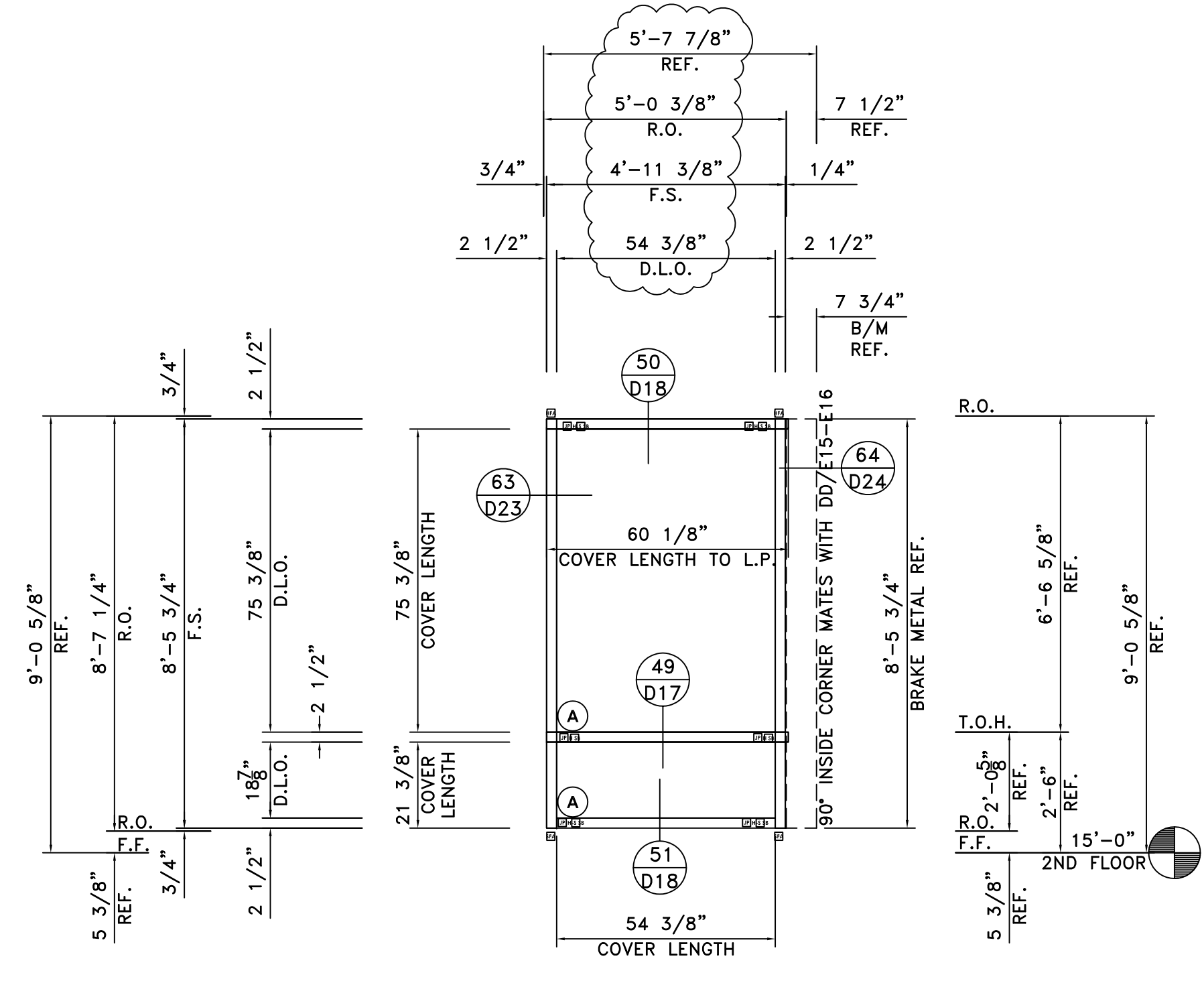
		PROJECT STONEBRIDGE III 1130 SANCTUARY PARKWAY ALPHARETTA, GEORGIA ELEVATIONS	
		PROJECT NO. XXXXX	DRAWN BKB
SCALE 3/8"=1'-0"		FILE NO. E13.DWG	
SHEET E13		PROJECT GLASS SYSTEMS, INC. 6655 Marbut Road Lithonia, GA 30058 Tel 770 482-5232 Fax 770 482-7438	



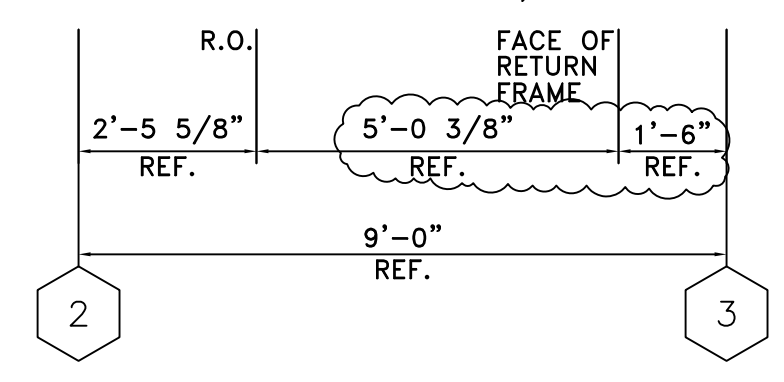
ARCHITECT/G.C. NOTE:
PLEASE VERIFY ALL CLOUDED DIMENSIONS. ARCHITECTURAL DOCUMENTS ARE UNCLEAR.



ELEVATION BB
SCALE: 3/8"=1'-0"
KAWNEER 1600 (2 1/2" x 7 1/2")
ARCH. REF.: 1/A1-01; 1/A2-01; 2/A3-01; 3/A3-03(SIM.)
ONE (1) THUS @ SOUTH ELEVATION - 1ST FLOOR
KAWNEER 1600 (2 1/2"x7 1/2")/SHEARBLOCK
1 Req. 1st Floor



ARCHITECT/G.C. NOTE:
PLEASE VERIFY ALL CLOUDED DIMENSIONS. ARCHITECTURAL DOCUMENTS ARE UNCLEAR.

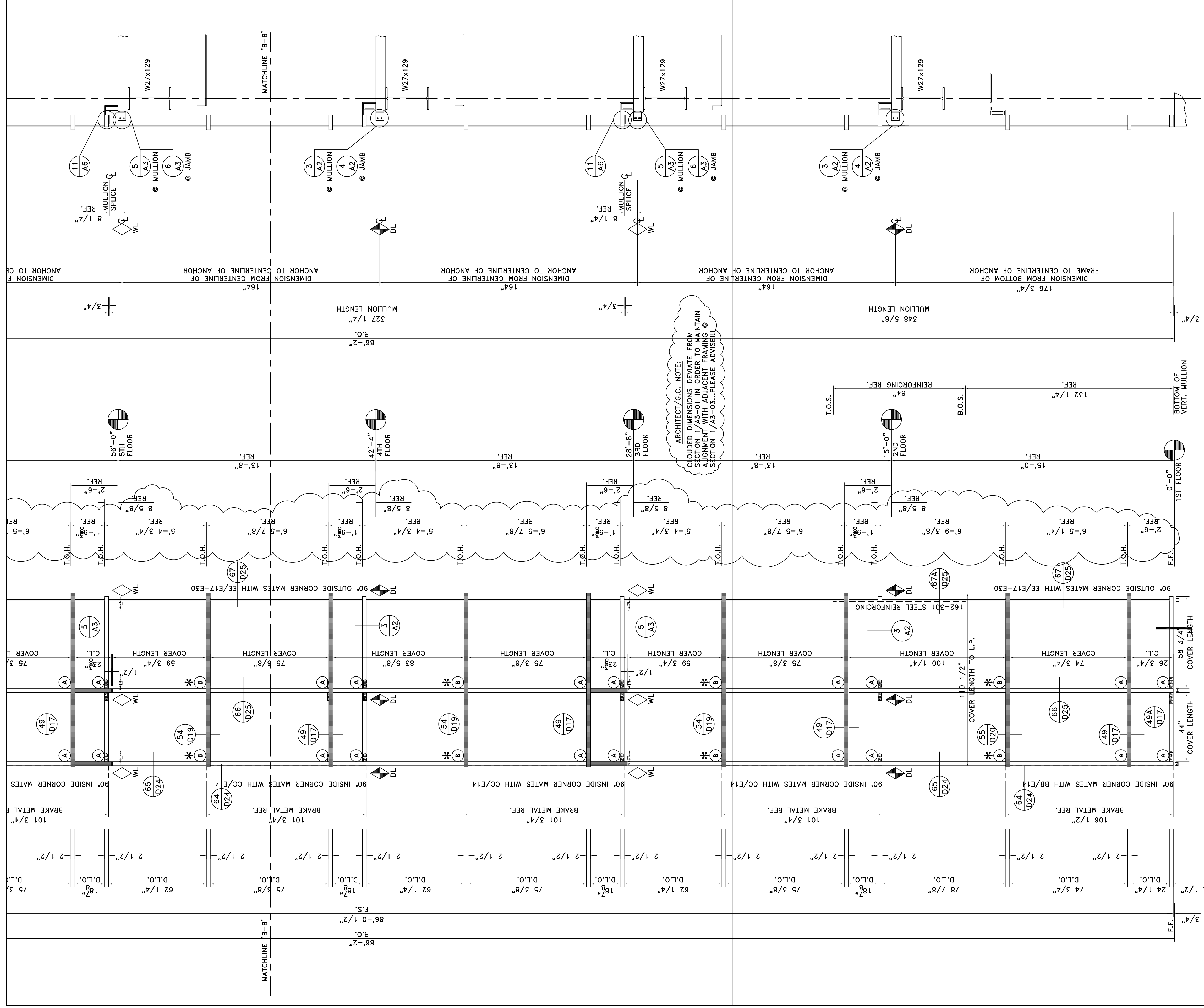


ELEVATION CC
SCALE: 3/8"=1'-0"
KAWNEER 1600 (2 1/2" x 7 1/2")
ARCH. REF.: 1/A1-02; 1/A2-01; 2/A3-01; 3/A3-03(SIM.)
ONE (1) THUS @ SOUTH ELEVATION - 2ND FLOOR
ONE (1) THUS @ SOUTH ELEVATION - 3RD FLOOR
ONE (1) THUS @ SOUTH ELEVATION - 4TH FLOOR
ONE (1) THUS @ SOUTH ELEVATION - 5TH FLOOR
ONE (1) THUS @ SOUTH ELEVATION - 6TH FLOOR
FIVE (5) TOTAL REQUIRED
KAWNEER 1600 (2 1/2"x7 1/2")/SHEARBLOCK
1 Req. 2nd Floor
1 Req. 3rd Floor
1 Req. 4th Floor
1 Req. 5th Floor
1 Req. 6th Floor
5 Req. Total

GLASS LEGEND	
(A)	1" INSULATED VISION: VRE1-54 #2; HS/ANN
(B)	1" INSULATED SPANDREL: V903CR #2 (SUBD. GRAY) HS/HS
(C)	1" INSULATED VISION: VRE1-54 #2; T/T
(D)	1/4" CLEAR TEMPERED GLASS

PROJECT STONEBRIDGE III 1130 SANCTUARY PARKWAY ALPHARETTA, GEORGIA	
ELEVATIONS	
PROJECT NO. XXXXX	
DRAWN BKB	DATE 02/05/08
SCALE 3/8"=1'-0"	
FILE NO. E14.DWG	
SHEET E14	

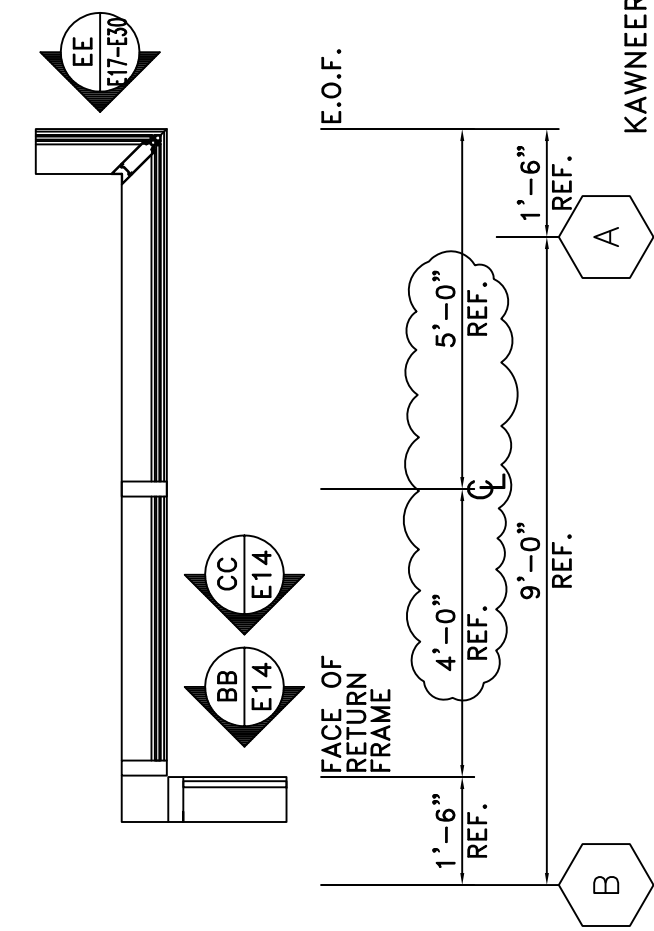
GLASS SYSTEMS, INC.
6655 Marbut Road
Lithonia, GA 30058
Tel 770 482-5232 Fax 770 482-7438



ARCHITECT/G.C. NOTE:
 CLOUDED DIMENSIONS DEVIATE FROM
 DIMENSIONS SHOWN IN ORDER TO MAINTAIN
 SECTION / ANCHOR TO CENTERLINE OF
 SECTION 1/A3-03. PLEASE ADVISE!

SECTION E
 SCALE=3/8"=1'-0"
 ARCH. REF.: 1/A3-01 (SHM); E05-02; E05-03; E05-04; S1-02; S1-03; S1-04; S1-07; 7/S3-03; 3/S3-07

ARCHITECT/G.C. NOTE:
 PLEASE VERIFY ALL CLOUDED
 DIMENSIONS: ARCHITECTURAL
 DOCUMENTS ARE UNCLEAR.



ELEVATION DD (PARTIAL)
 SCALE: 3/8"=1'-0"

KAWNEER 1600 (2 1/2" x 7 1/2" x 7 1/2")
 ARCH. REF.: 1/A1-01; 1/A1-02; 1/A1-03; 3/A2-03; 1/A3-01
 ONE (1) THUS @ WEST ELEVATION - 1ST THRU 6TH FLOOR

DD 1 Req. 1st Floor
 KAWNEER 1600 (2 1/2"x7 1/2")/SHEARBLOCK

GLASS LEGEND

(A) 1" INSULATED VISION: VRE1-54 #2; HS/ANN
(B) 1" INSULATED SPANDREL: V903CR #2 (SUBD. GRAY) HS/HS
(C) 1" INSULATED VISION: VRE1-54 #2; T/T
(D) 1/4" CLEAR TEMPERED GLASS

PROJECT STONEBRIDGE III 1130 SANCTUARY PARKWAY ALPHARETTA, GEORGIA ELEVATIONS	
PROJECT NO.	XXXXXX
DRAWN	DATE
BKB	02/05/08
SCALE	3/8"=1'-0"
FILE NO.	E15.DWG
SHEET	E15

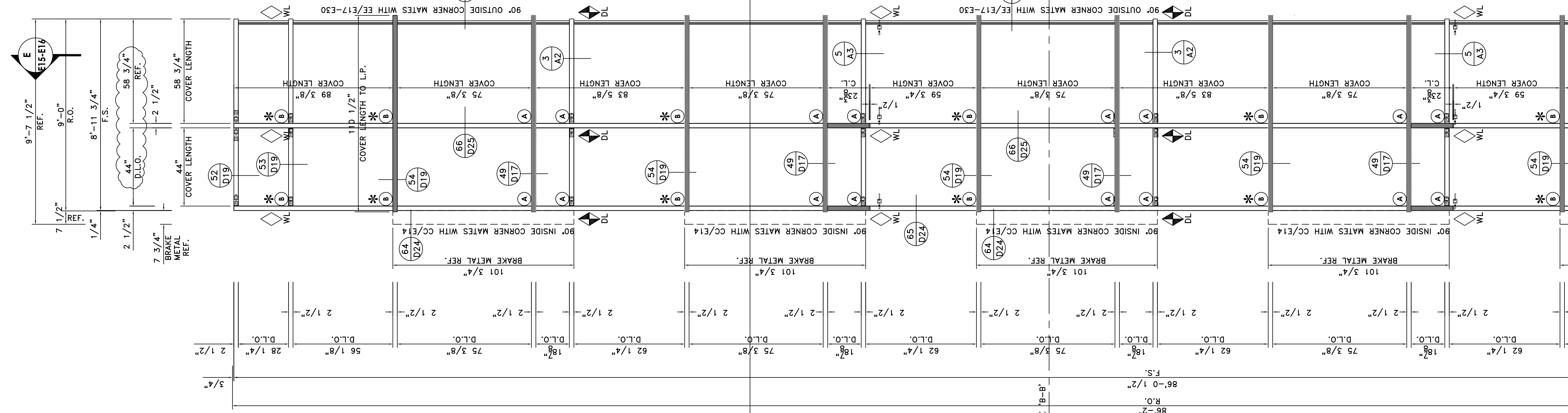
6655 Marbut Road
 Lithonia, GA 30058
 Tel 770 482-5232 Fax 770 482-7438

ELEVATION DD (PARTIAL)

SCALE: 3/8" = 1'-0"
 KAWNEER 1600 (2 1/2" x 7 1/2")
 ARCH. REF.: 1/A1-01; 1/A1-02; 1/A1-03; 3/A2-03; 1/A3-01
 ONE (1) THUS @ WEST ELEVATION - 1ST THRU 6TH FLOOR

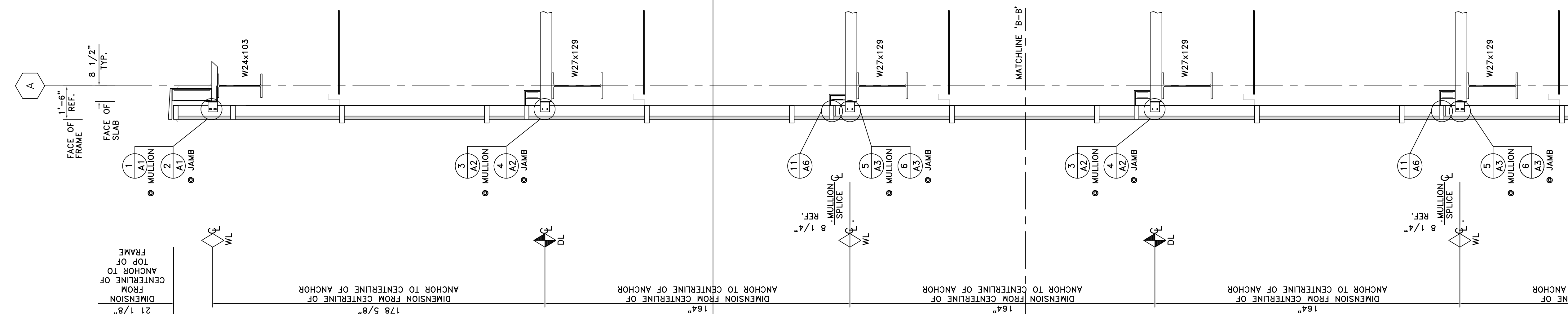
GLASS LEGEND

(A)	1" INSULATED VISION: VRE1-54 #2; HS/ANN
(B)	1" INSULATED SPANDREL: V903CR #2 (SUBD. GRAY) HS/HS
(C)	1" INSULATED VISION: VRE1-54 #2; T/T
(D)	1/4" CLEAR TEMPERED GLASS



SECTION E

SCALE: 3/8" = 1'-0"
 ARCH. REF.: 1/A3-01 (SMA); E05-02; E05-03; E05-04; S1-02; S1-03; S1-04; S1-07; 7/S3-03; 3/S3-07



ARCHITECT/G.C. NOTE:
 PLEASE VERIFY ALL CLOUDED DIMENSIONS. ARCHITECTURAL DOCUMENTS ARE UNCLEAR.

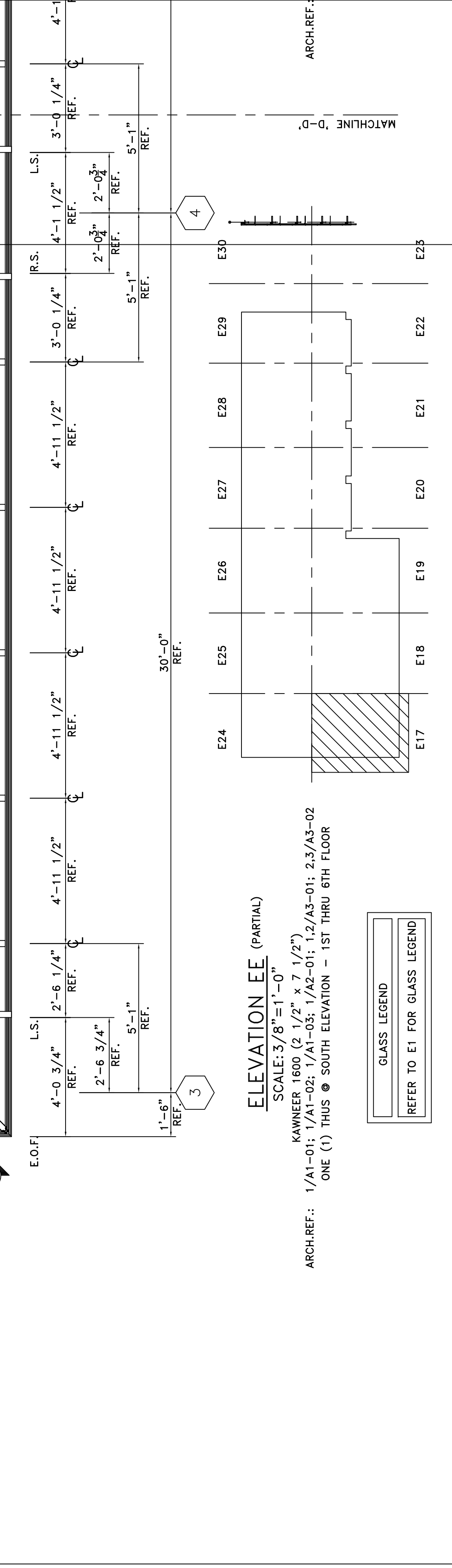
ARCHITECT/G.C. NOTE:
 CLOUDED DIMENSIONS DEVIATE FROM SECTION 1/A3-01 TO ALLOW A PITCH FOR THE COPING @ HEAD.

ARCHITECT/G.C. NOTE:
 CLOUDED DIMENSIONS DEVIATE FROM SECTION 1/A3-01 IN ORDER TO MAINTAIN ALIGNMENT WITH ADJACENT FRAMING @ SECTION 1/A3-03...PLEASE ADVISE!!!

ARCHITECT/G.C. NOTE:
 CLOUDED DIMENSIONS DEVIATE FROM SECTION 1/A3-01 IN ORDER TO MAINTAIN ALIGNMENT WITH ADJACENT FRAMING @ SECTION 1/A3-03...PLEASE ADVISE!!!

PROJECT STONEBRIDGE III 1130 SANCTUARY PARKWAY ALPHARETTA, GEORGIA ELEVATIONS	
PROJECT NO. XXXXXX	DRAWN BKB
SCALE 3/8" = 1'-0"	DATE 02/05/08
FILE NO. E16.DWG	
SHEET E16	


GLASS SYSTEMS, INC.
 6655 Marbut Road
 Lithonia, GA 30058
 Tel 770 482-5232 Fax 770 482-7438



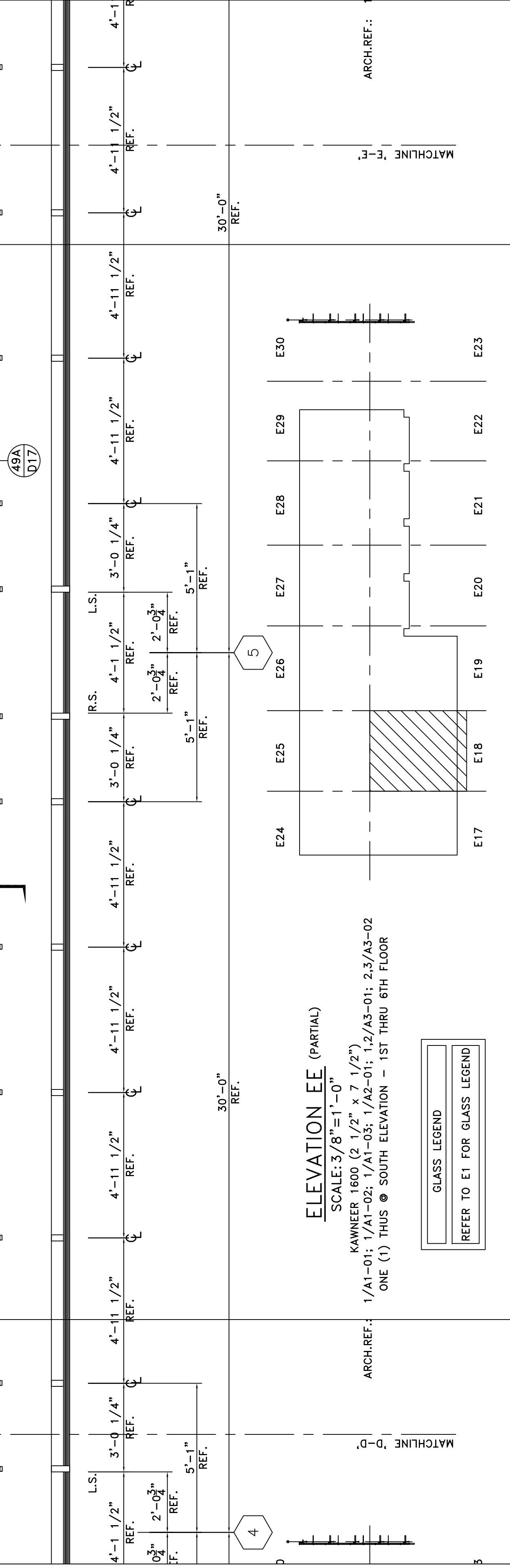

ARCH.REF.: 1/A1-01; 1/A1-02; 1/A1-05; 1/A2-01; 1-2/A3-01; 2-3/A3-02
 ONE (1) THUS @ SOUTH ELEVATION - 1ST THRU 6TH FLOOR

ELEVATION EE (PARTIAL)
 SCALE: 3/8"=1'-0"

PROJECT		STONEBRIDGE III 1130 SANCTUARY PARKWAY ALPHARETTA, GEORGIA	
PROJECT NO.		XXXXXX	
DRAWN	DATE		
BKB	02/05/08		
SCALE		3/8"=1'-0"	
FILE NO.		E17.DWG	
SHEET		E17	



GLASS SYSTEMS, INC.
 6655 Marbut Road
 Lithonia, GA 30058
 Tel 770 482-5232 Fax 770 482-7438



PROJECT
STONEBRIDGE III
1130 SANCTUARY PARKWAY
ALPHARETTA, GEORGIA
 ELEVATIONS

PROJECT NO.
XXXXX

DRAWN
BKB

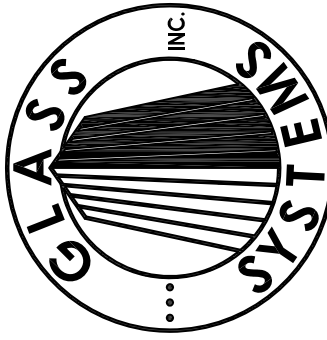
DATE
02/05/08

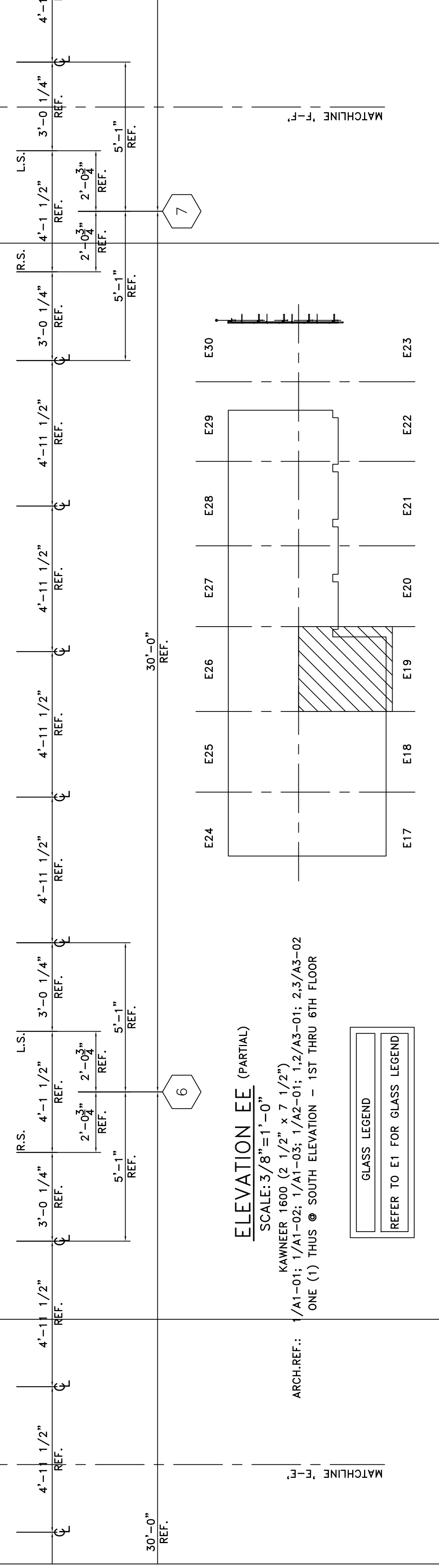
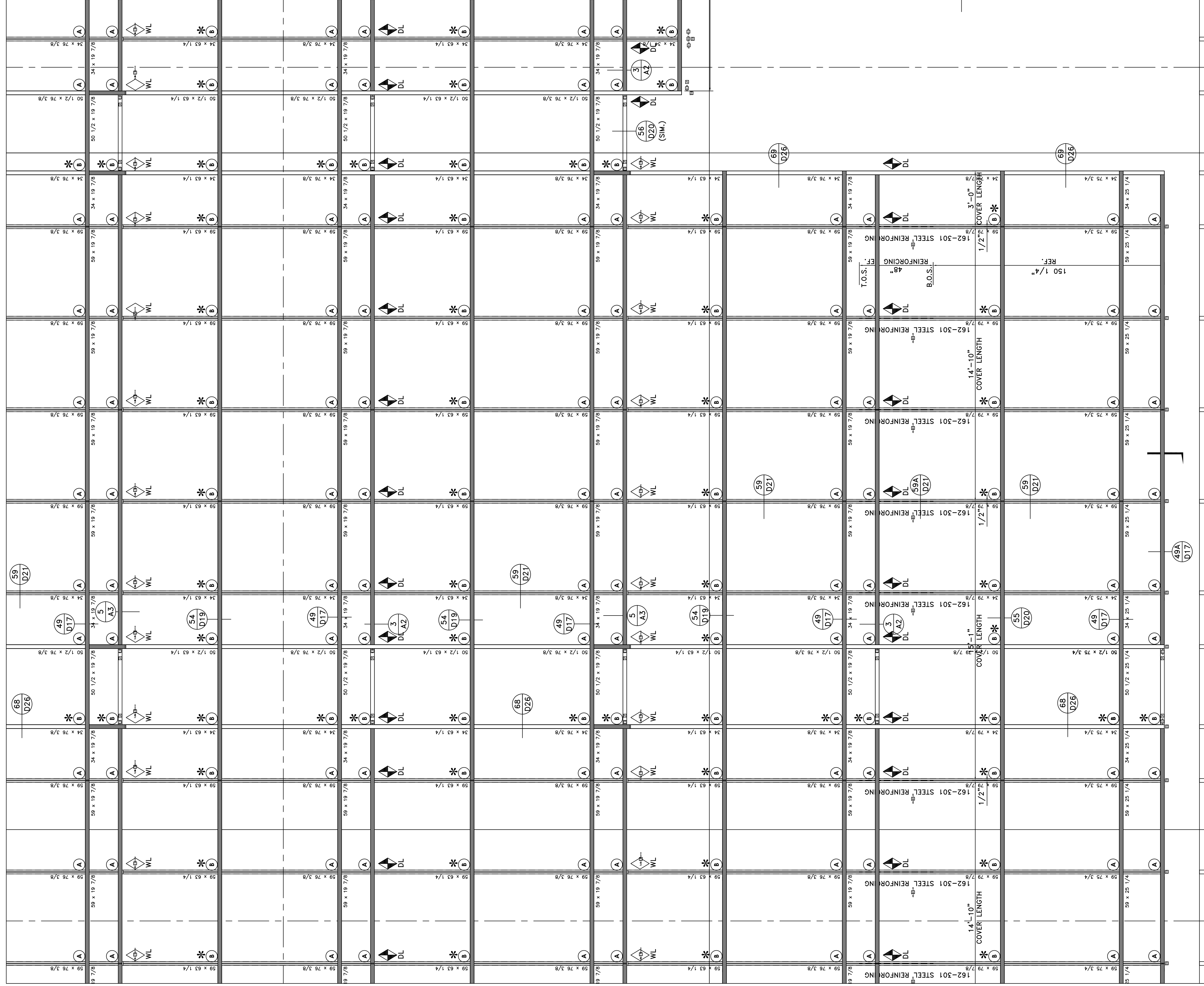
SCALE
3/8" = 1'-0"

FILE NO.
E18.DWG

SHEET
E18

GLASS SYSTEMS, INC.
 6655 Marbut Road
 Lithonia, GA 30058
 Tel 770 482-5232 Fax 770 482-7438

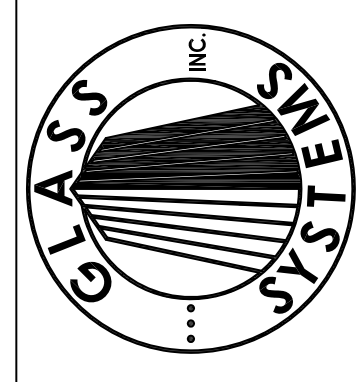




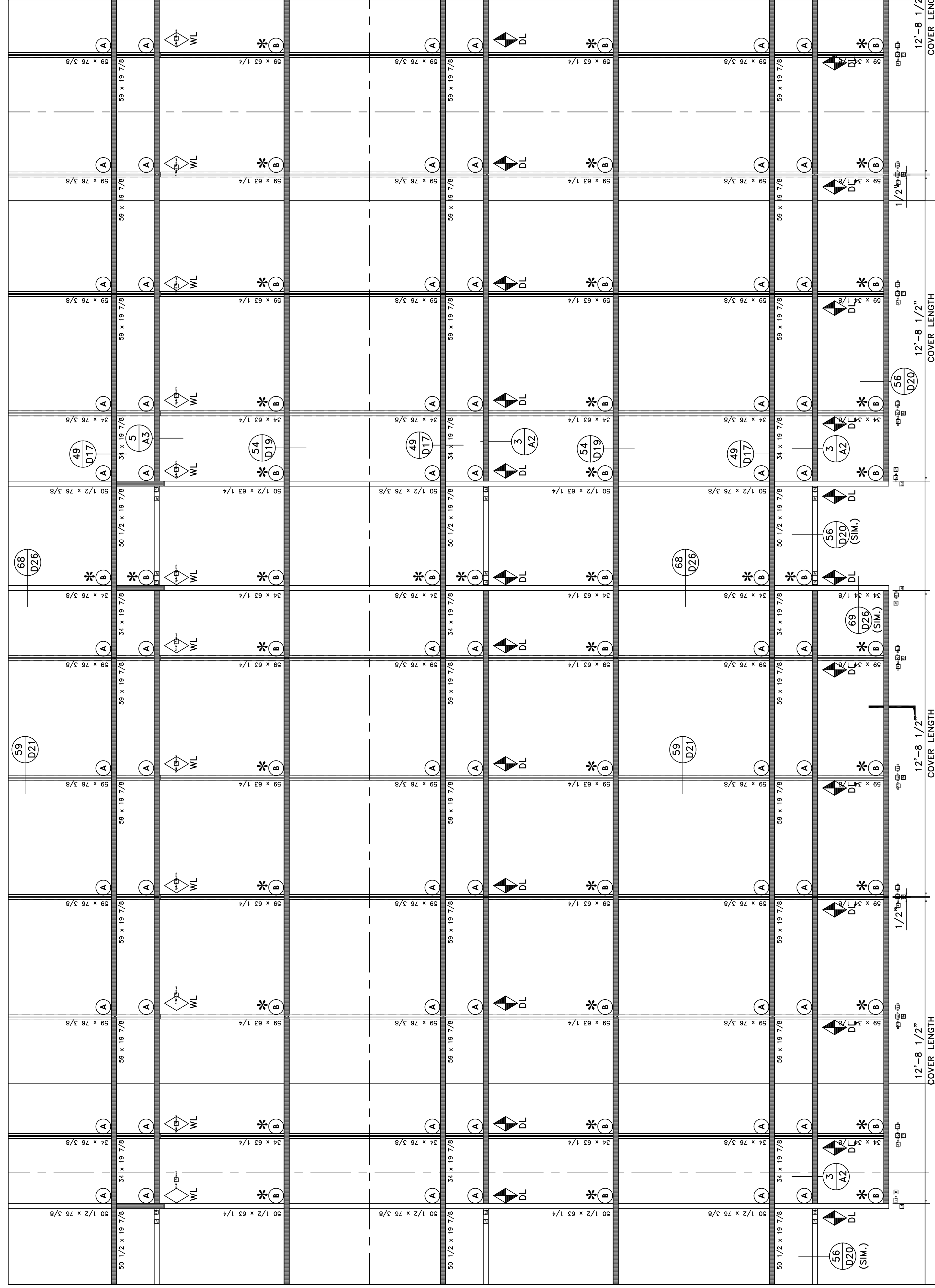
ELEVATION EE (PARTIAL)
 SCALE: 3/8"=1'-0"
 KAWNEER 1600 (2 1/2" x 7 1/2")
 ARCH. REF.: 1/A1-01; 1/A1-02; 1/A1-03; 1/A2-01; 1/A2/A3-01; 2/3/A3-02
 ONE (1) THUS @ SOUTH ELEVATION - 1ST THRU 6TH FLOOR

GLASS LEGEND
 REFER TO E1 FOR GLASS LEGEND

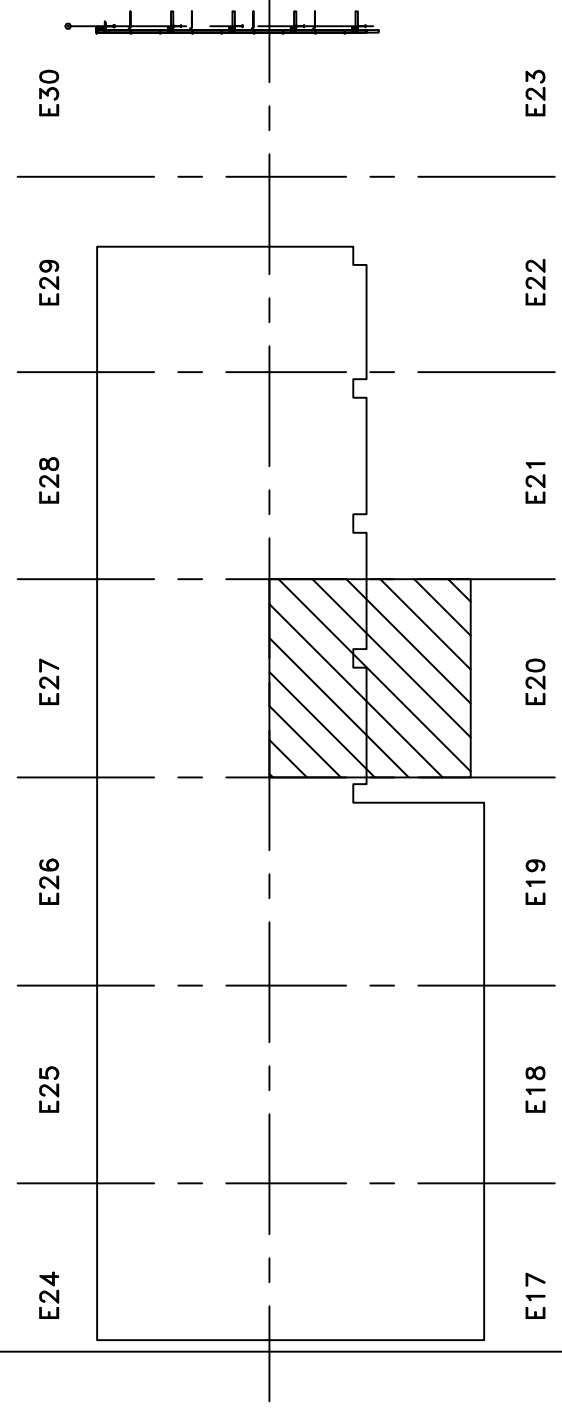
PROJECT STONEBRIDGE III 1130 SANCTUARY PARKWAY ALPHARETTA, GEORGIA	
PROJECT NO. XXXXXX	
DRAWN BKB	DATE 02/05/08
SCALE 3/8"=1'-0"	
FILE NO. E19.DWG	
SHEET E19	



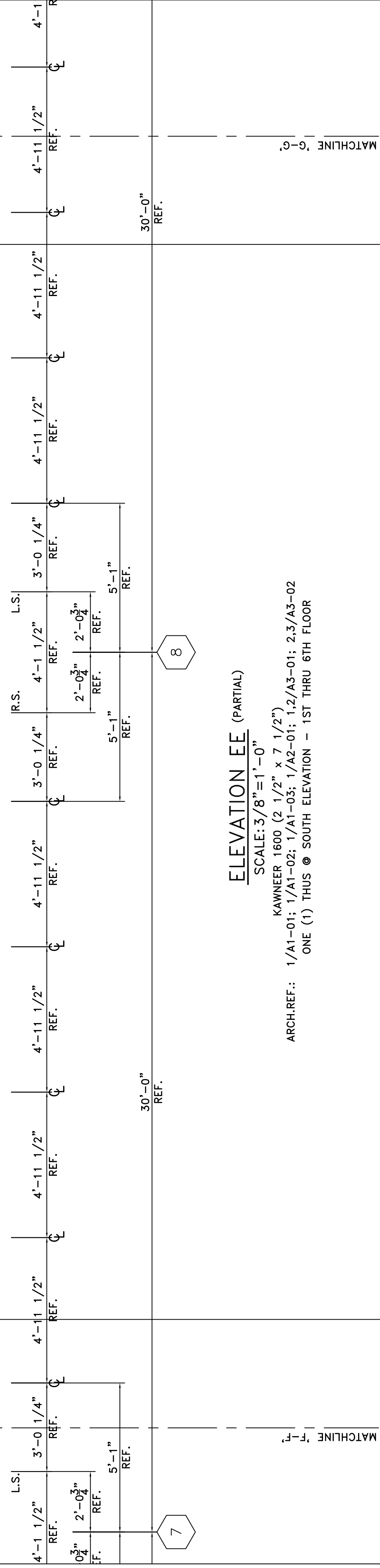
GLASS SYSTEMS, INC.
 6655 Marbut Road
 Lithonia, GA 30058
 Tel 770 482-5232 Fax 770 482-7438



KAWNEER 1600 (2 1/2"x7 1/2")/SHEARLOCK
 1 Req. 1st Floor



GLASS LEGEND
 (A) 1" INSULATED VISION: VRE1-54 #2; HS/ANN
 *(B) 1" INSULATED SPANDREL: Y903CR #2 (SUBD. GRAY) HS/HS
 (C) 1" INSULATED VISION: VRE1-54 #2; T/T
 (D) 1/4" CLEAR TEMPERED GLASS




ELEVATION EE (PARTIAL)
 SCALE: 3/8"=1'-0"

ARCH. REF: 1/A1-01; 1/A1-02; 1/A1-03; 1/A2-01; 1/2/A3-01; 2/3/A3-02
 ONE (1) THUS SOUTH ELEVATION - 1ST THRU 6TH FLOOR

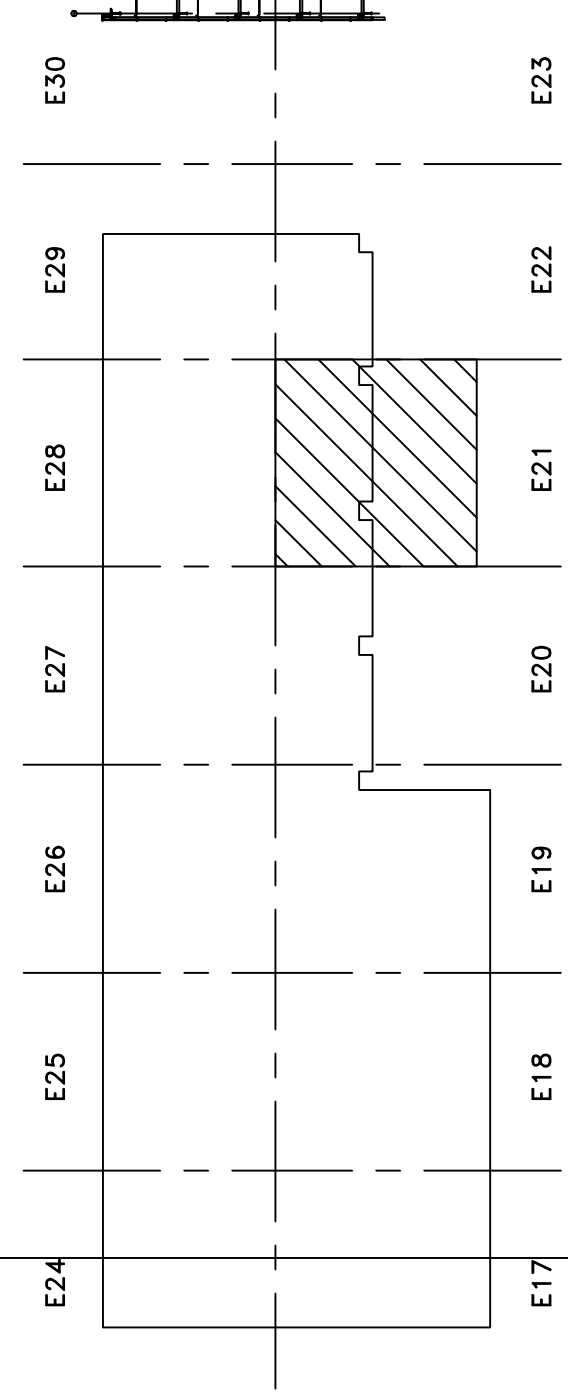

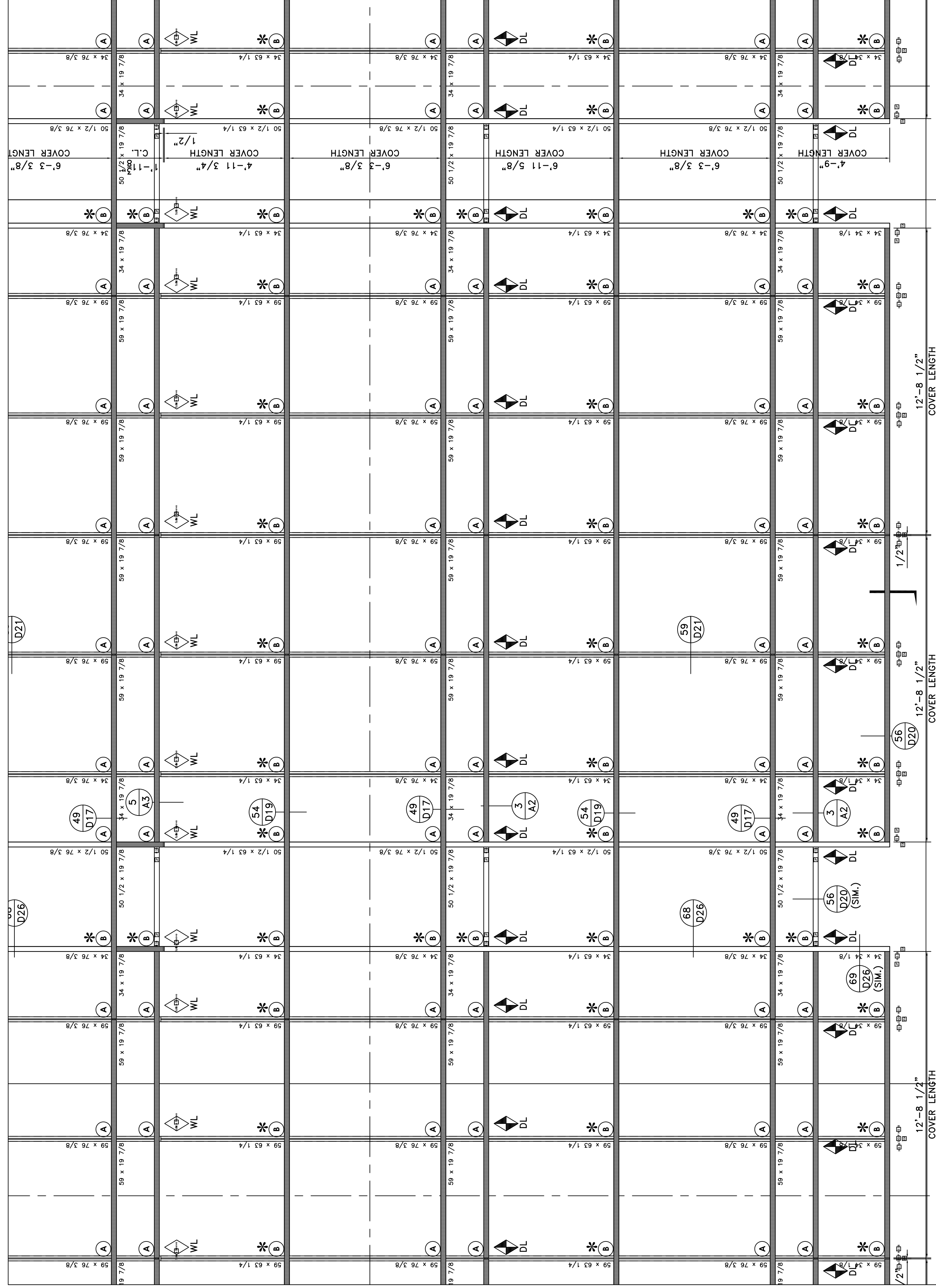
PROJECT
 STONEBRIDGE III
 1130 SANCTUARY PARKWAY
 ALPHARETTA, GEORGIA
 ELEVATIONS

PROJECT NO.
 XXXXXX
 DRAWN
 BKB
 DATE
 02/05/08
 SCALE
 3/8"=1'-0"
 FILE NO.
 E20.DWG
 SHEET
 E20

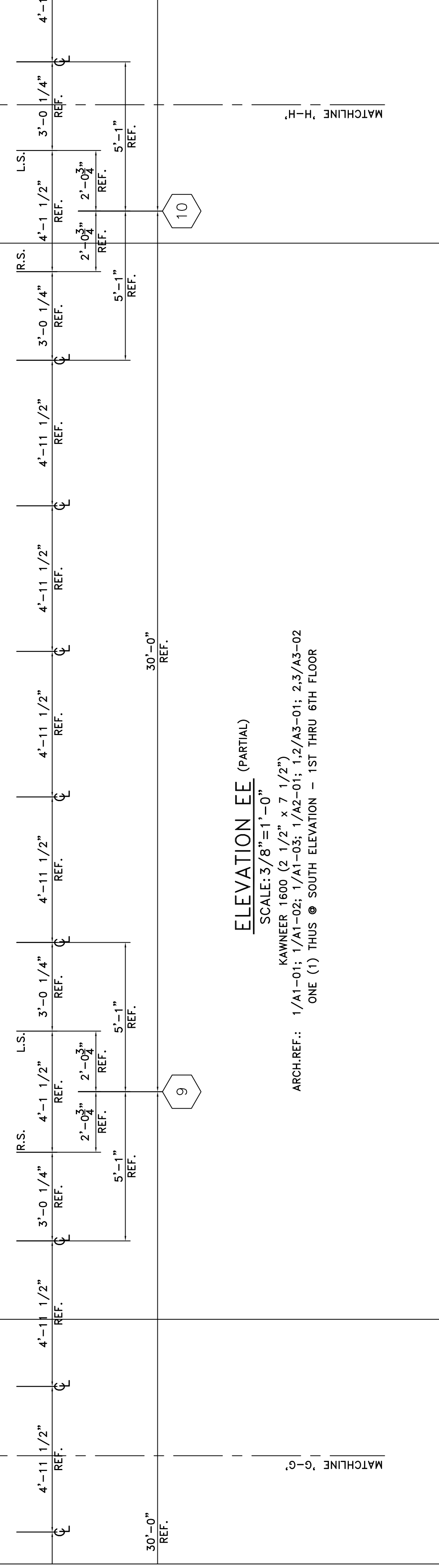


GLASS SYSTEMS, INC.

6655 Marbut Road
 Lithonia, GA 30058
 Tel 770 482-5232 Fax 770 482-7438

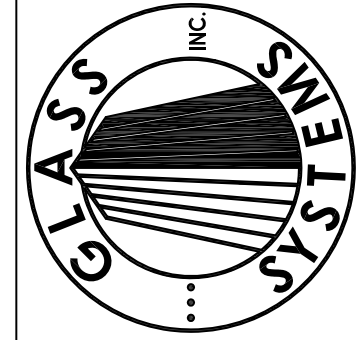


GLASS LEGEND
 (A) 1" INSULATED VISION: YRE1-54 #2; HS/ANN
 *(B) 1" INSULATED SPANDREL: V903CR #2 (SUBD. GRAY) HS/HS
 (C) 1" INSULATED VISION: YRE1-54 #2; T/T
 (D) 1/4" CLEAR TEMPERED GLASS

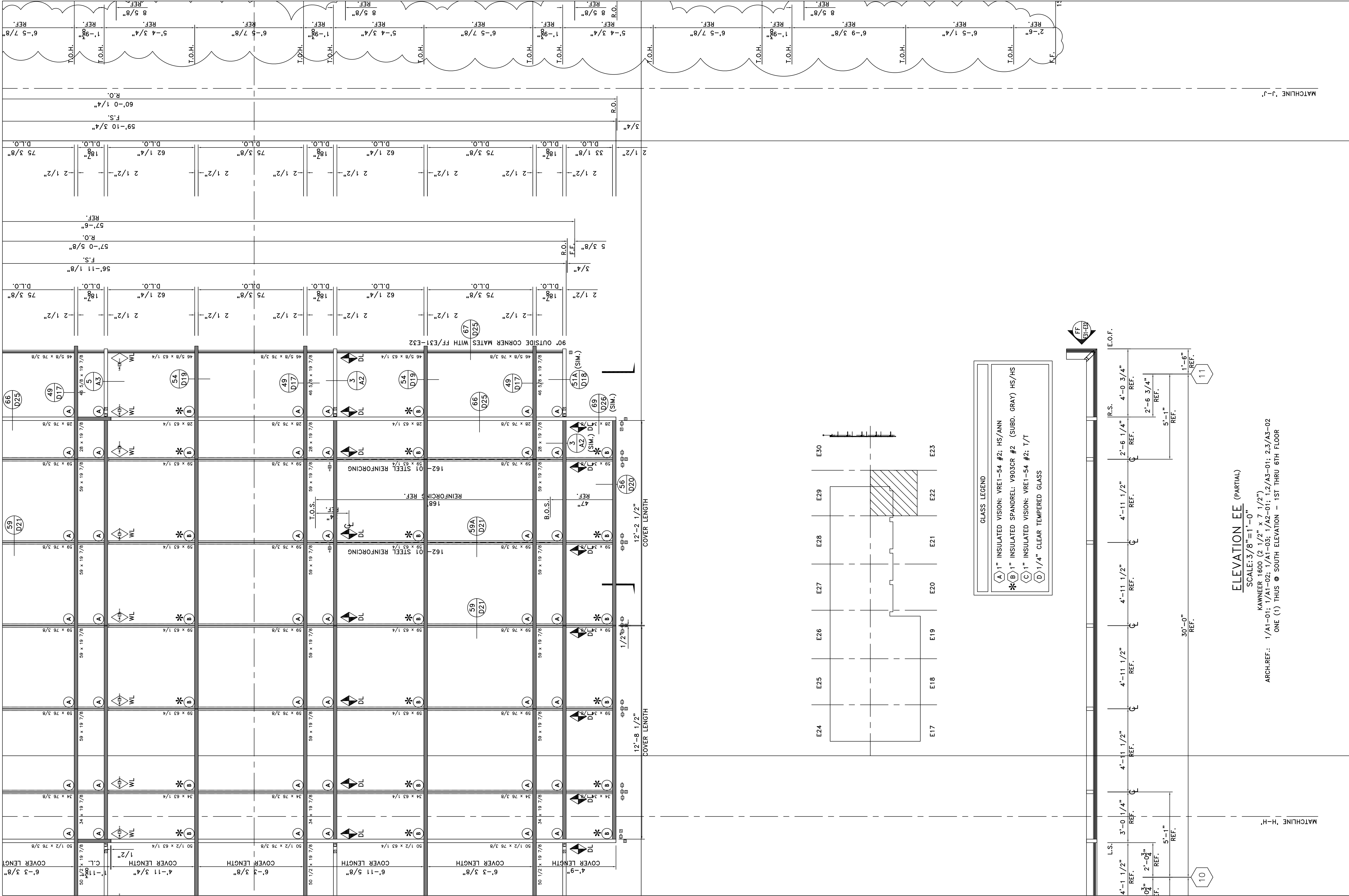


ELEVATION EE (PARTIAL)
 SCALE: 3/8" = 1'-0"
 KAWNEER 1600 (2 1/2" x 7 1/2")
 ARCH. REF.: 1/A1-01; 1/A1-02; 1/A1-03; 1/A2-01; 1,2/A3-01; 2,3/A3-02
 ONE (1) THUS @ SOUTH ELEVATION - 1ST THRU 6TH FLOOR

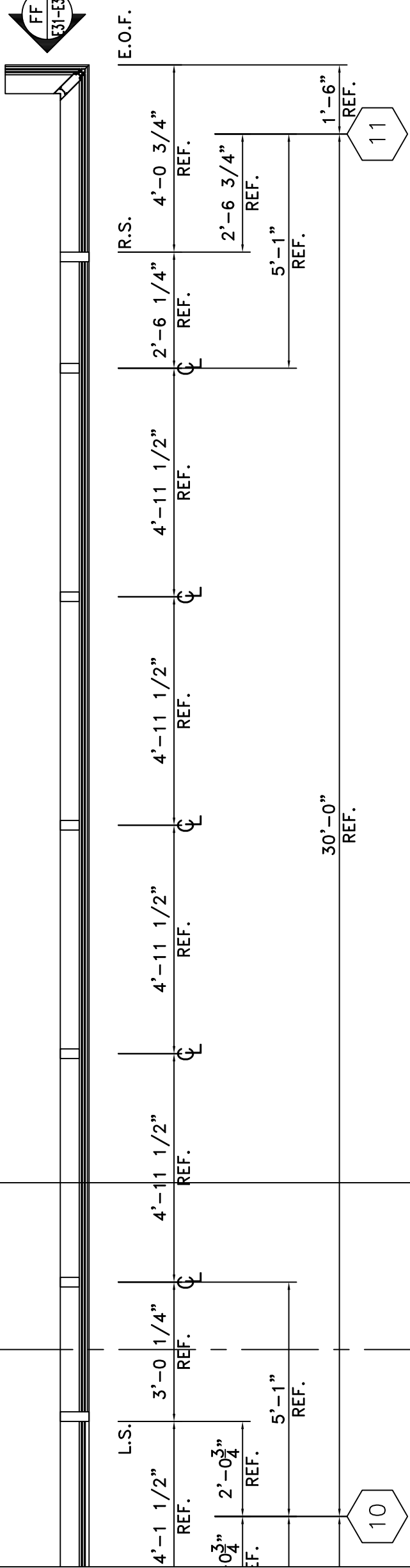
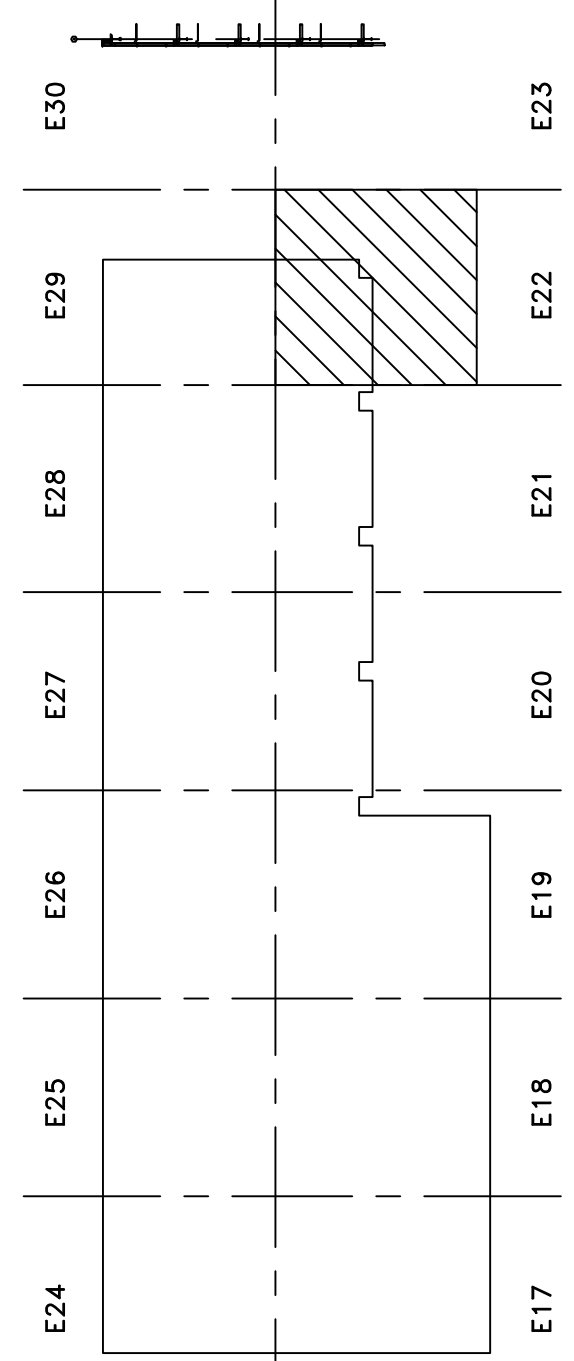
PROJECT STONEBRIDGE III 1130 SANCTUARY PARKWAY ALPHARETTA, GEORGIA	
PROJECT NO. XXXXXX	
DRAWN BKB	DATE 02/05/08
SCALE 3/8" = 1'-0"	
FILE NO. E21.DWG	
SHEET E21	



GLASS SYSTEMS, INC.
 6655 Marbut Road
 Lithonia, GA 30058
 Tel 770 482-5232 Fax 770 482-7438


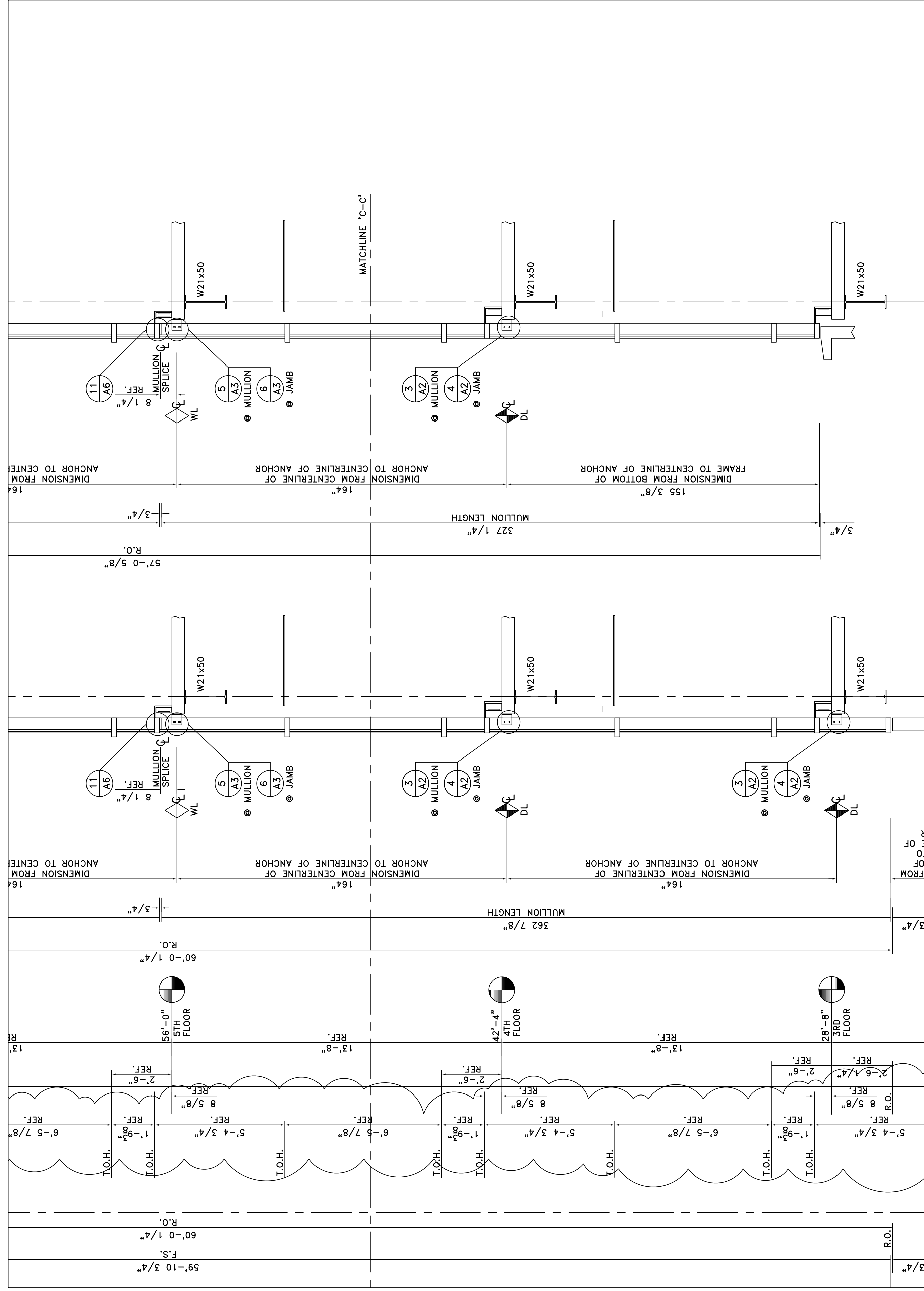


GLASS LEGEND	
(A)	1" INSULATED VISION: VRE1-54 #2; HS/ANN
(B)	1" INSULATED SPANDREL: V903CR #2 (SUBD. GRAY) HS/HS
(C)	1" INSULATED VISION: VRE1-54 #2; T/T
(D)	1/4" CLEAR TEMPERED GLASS



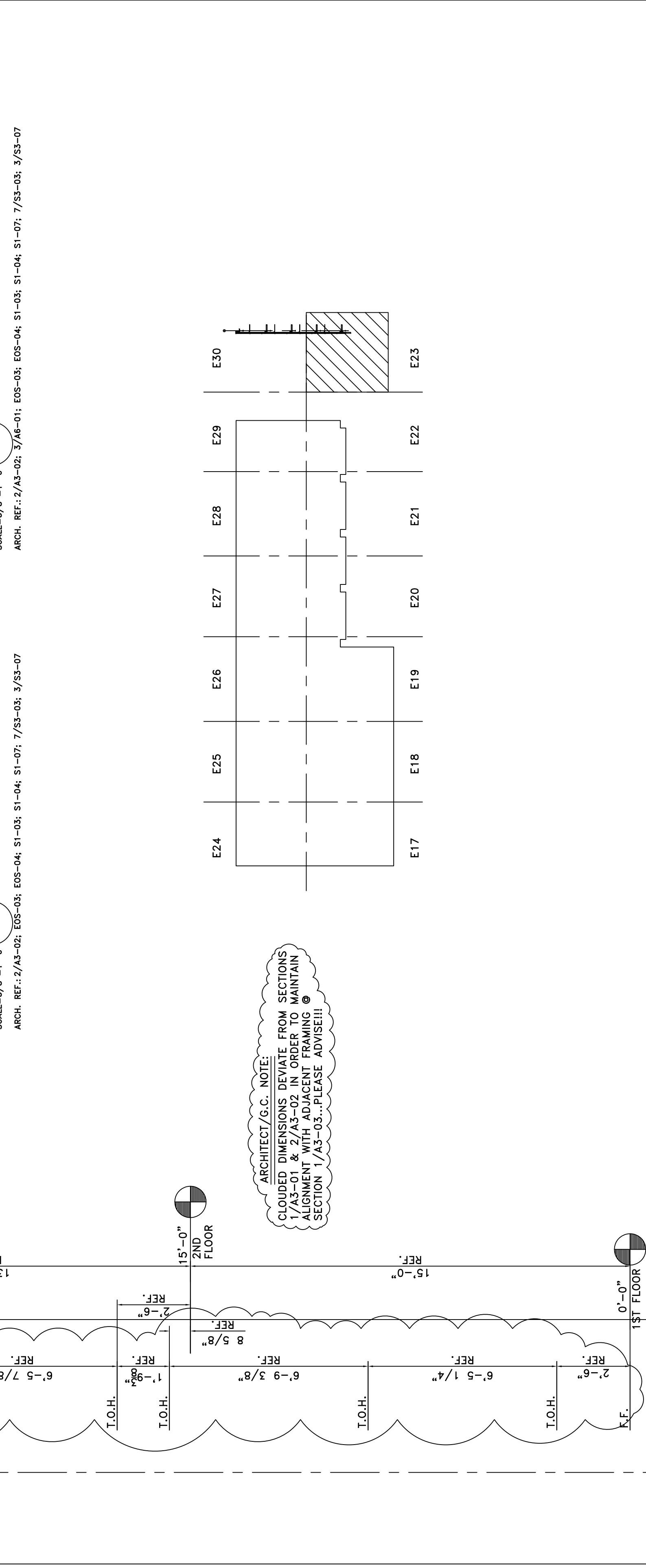
ELEVATION EE (PARTIAL)
 SCALE: 3/8" = 1'-0"
 KAWNEER 1600 (2 1/2" x 7 1/2")
 ARCH. REF: 1/A1-01; 1/A1-02; 1/A1-03; 1/A2-01; 1/A2/A3-01; 2.3/A3-02
 ONE (1) THUS @ SOUTH ELEVATION - 1ST THRU 6TH FLOOR

PROJECT		STONEBRIDGE III 1130 SANCTUARY PARKWAY ALPHARETTA, GEORGIA	
PROJECT NO.		XXXXX	
DRAWN	DATE		
BKB	02/05/08		
SCALE		3/8" = 1'-0"	
FILE NO.		E22.DWG	
SHEET		E22	
PROJECT		GLASS SYSTEMS, INC.	
PROJECT		6655 Marbut Road Lithonia, GA 30058 Tel 770 482-5232 Fax 770 482-7438	



SECTION F2
SCALE=3/8"=1'-0"
ARCH. REF.: 2/A3-02; 3/A6-01; E05-03; E05-04; S1-03; S1-04; S1-07; 7/S3-03; 3/S3-07

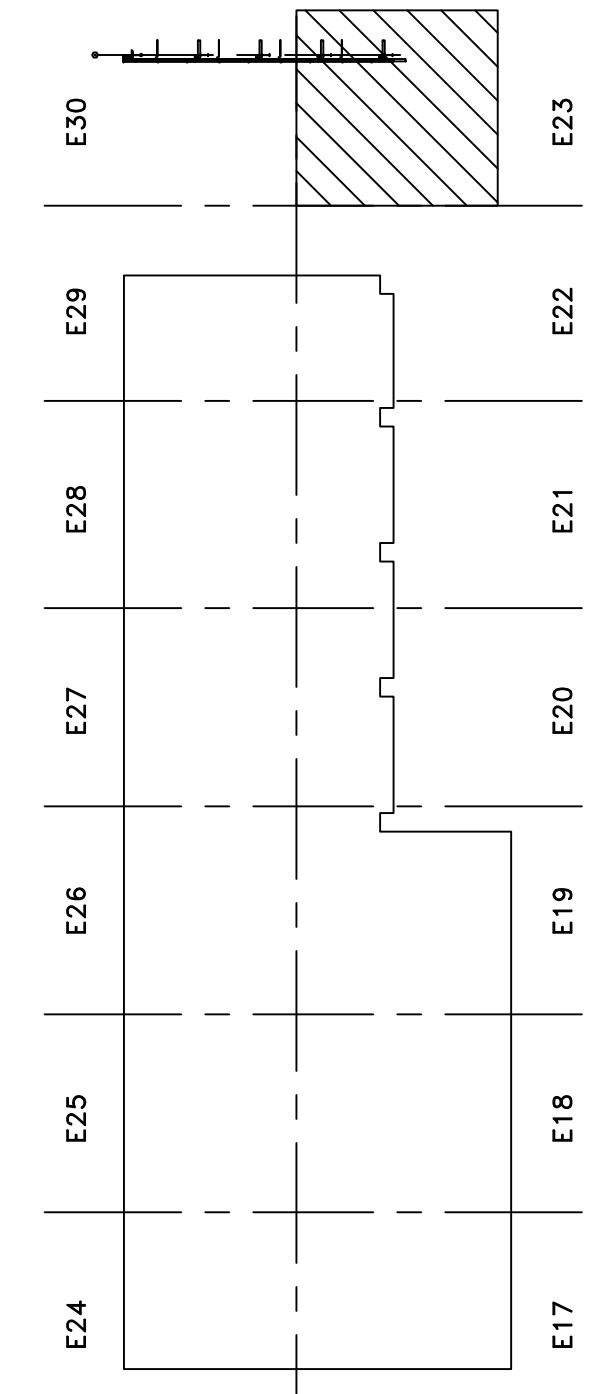
SECTION F
SCALE=3/8"=1'-0"
ARCH. REF.: 2/A3-02; E05-03; E05-04; S1-03; S1-04; S1-07; 7/S3-03; 3/S3-07



SECTION F2
SCALE=3/8"=1'-0"
ARCH. REF.: 2/A3-02; 3/A6-01; E05-03; E05-04; S1-03; S1-04; S1-07; 7/S3-03; 3/S3-07

SECTION F
SCALE=3/8"=1'-0"
ARCH. REF.: 2/A3-02; E05-03; E05-04; S1-03; S1-04; S1-07; 7/S3-03; 3/S3-07


ARCHITECT/G.C. NOTE:
CLOUDED DIMENSIONS DEVIATE FROM SECTIONS
1/A3-01 & 2/A3-02 IN ORDER TO MAINTAIN
ALIGNMENT WITH ADJACENT FRAMING @
SECTION 1/A3-03...PLEASE ADVISE!!!



GLASS LEGEND

(A) 1" INSULATED VISION: VRE1-54 #2; HS/ANN
(B) 1" INSULATED SPANDREL: V903CR #2 (SUBD. GRAY) HS/HS
(C) 1" INSULATED VISION: VRE1-54 #2; T/T
(D) 1/4" CLEAR TEMPERED GLASS

PROJECT STONEBRIDGE III 1130 SANCTUARY PARKWAY ALPHARETTA, GEORGIA ELEVATIONS	
PROJECT NO. XXXXXX	PROJECT NO. XXXXXX
DRAWN BKB	DATE 02/05/08
SCALE 3/8" = 1'-0"	
FILE NO. E23.DWG	
SHEET E23	



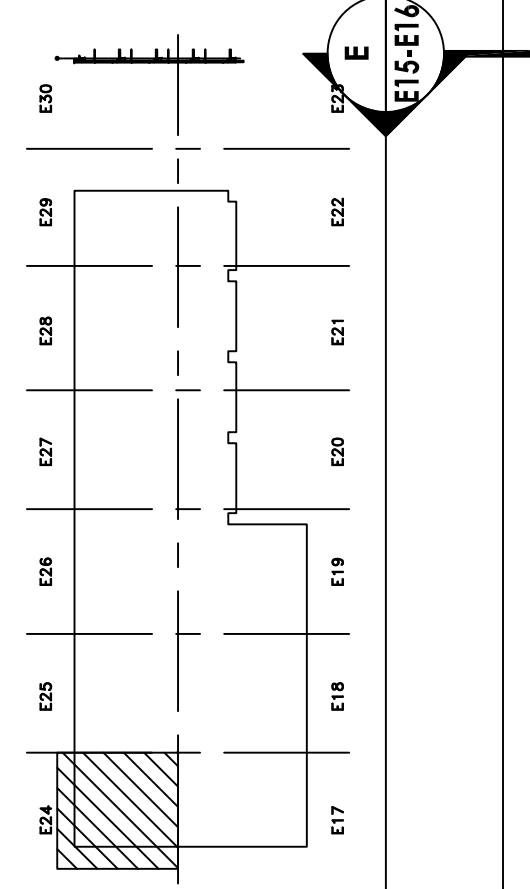
GLASS SYSTEMS, INC.
6655 Marbut Road
Lithonia, GA 30058
Tel 770 482-5232 Fax 770 482-7438

ELEVATION EE (PARTIAL)

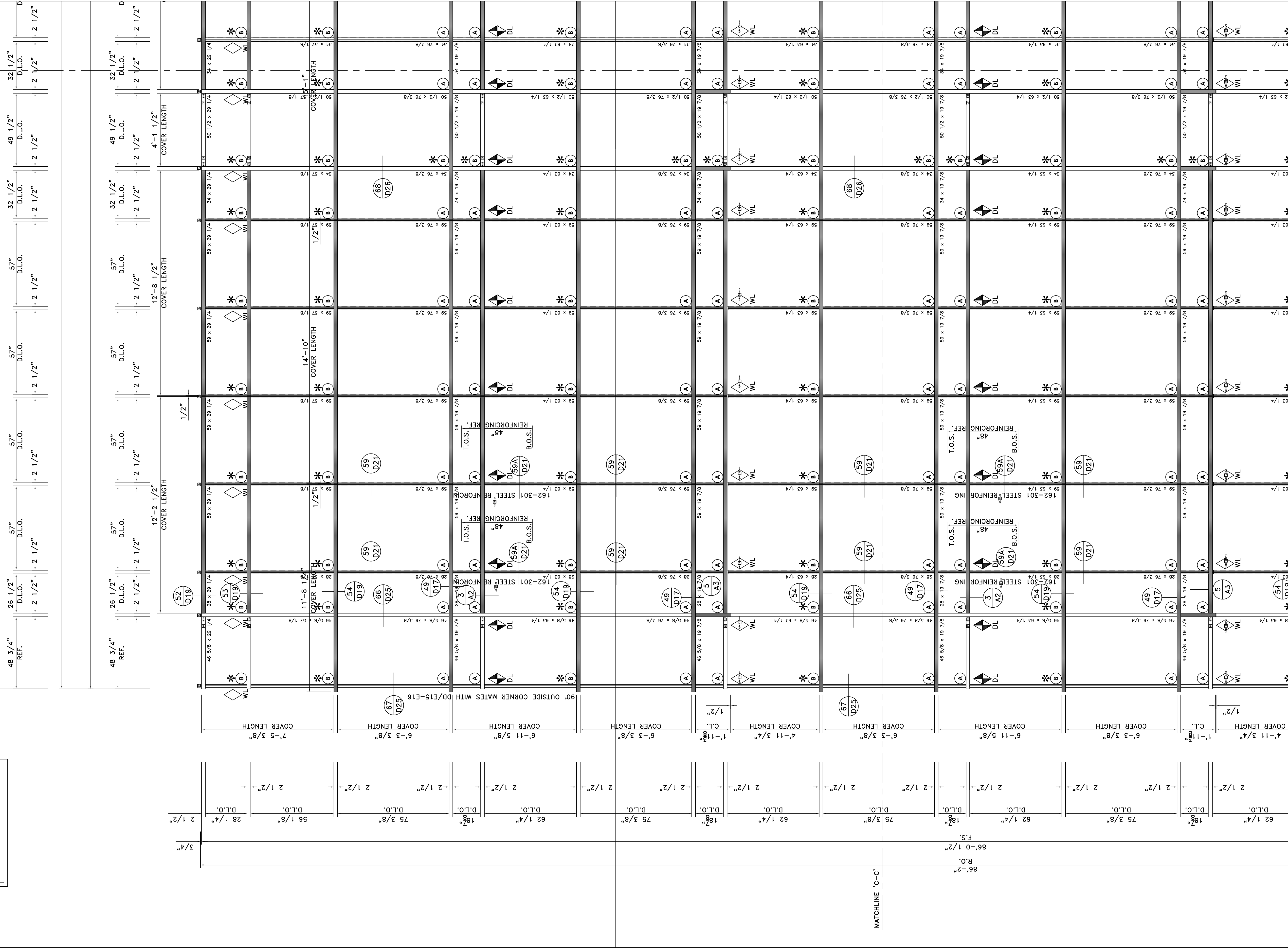
SCALE: 3/8" = 1'-0"

KAWNEER 1600 (2 1/2" x 7 1/2")
 1/A1-01; 1/A1-02; 1/A1-03; 1/A2-01; 1,2/A3-01; 2,3/A3-02
 ONE (1) THUS @ SOUTH ELEVATION - 1ST THRU 6TH FLOOR

ARCH. REF.:

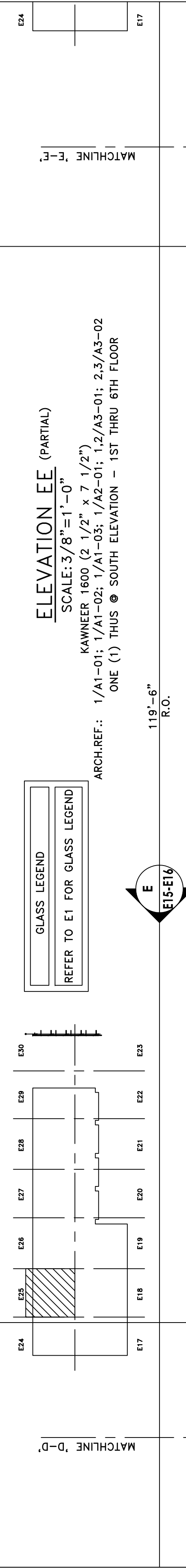


GLASS LEGEND
 REFER TO E1 FOR GLASS LEGEND




PROJECT	STONEBRIDGE III 1130 SANCTUARY PARKWAY ALPHARETTA, GEORGIA
PROJECT NO.	XXXXXX
DRAWN	BKB
DATE	02/05/08
SCALE	3/8" = 1'-0"
FILE NO.	E24.DWG
SHEET	E24

GLASS SYSTEMS, INC.
 6655 Marbut Road
 Lithonia, GA 30058
 Tel 770 482-5232 Fax 770 482-7438



ELEVATION EE (PARTIAL)

SCALE: 3/8" = 1'-0"
 KAWNEER 1600 (2 1/2" x 7 1/2")
 ARCH. REF.: 1/A1-01; 1/A1-02; 1/A1-03; 1/A2-01; 1,2/A3-01; 1,2/A3-02
 ONE (1) THUS @ SOUTH ELEVATION - 1ST THRU 6TH FLOOR




119'-6"

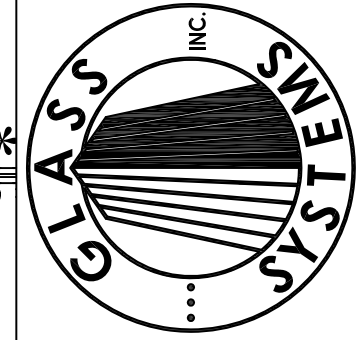
R.O.

119'-5 1/4"

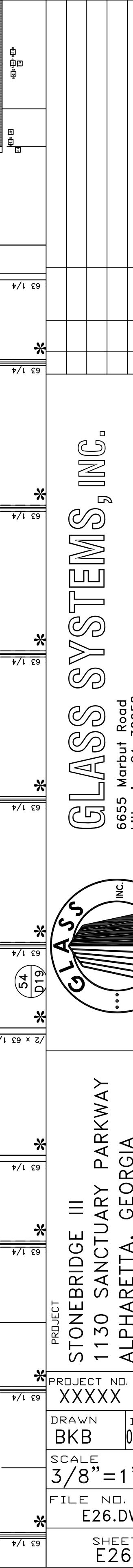
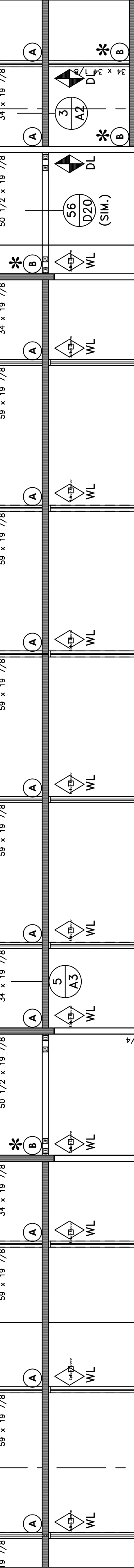
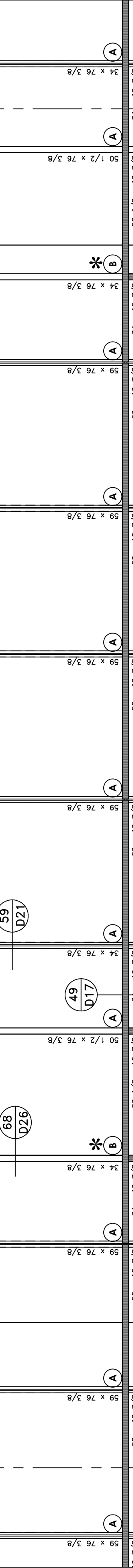
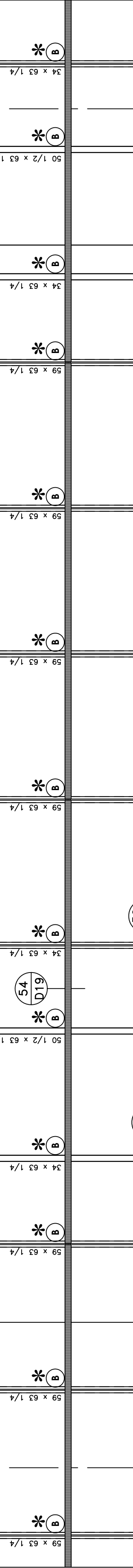
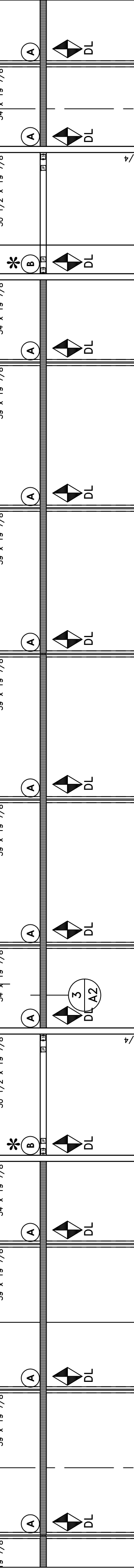
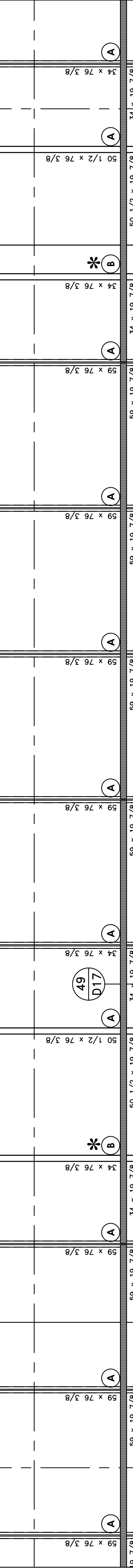
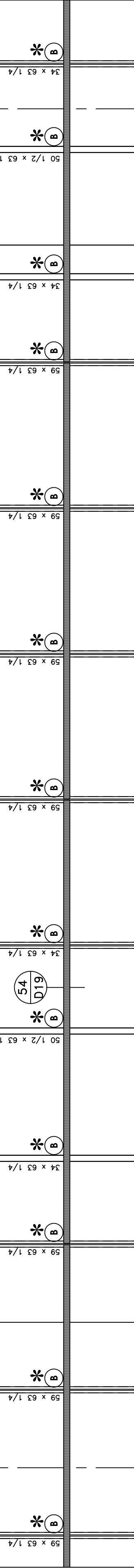
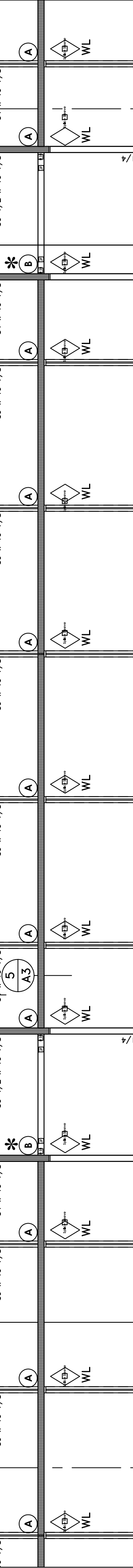
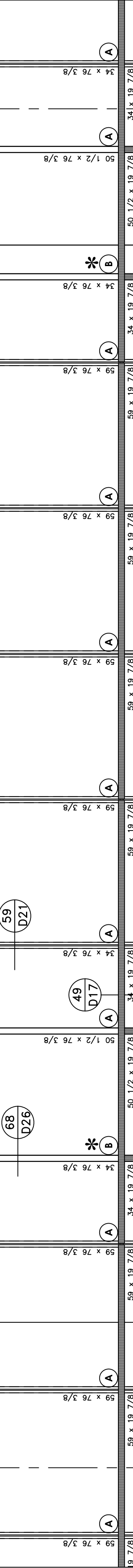
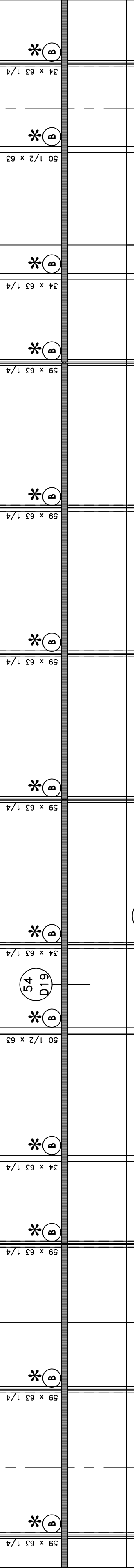
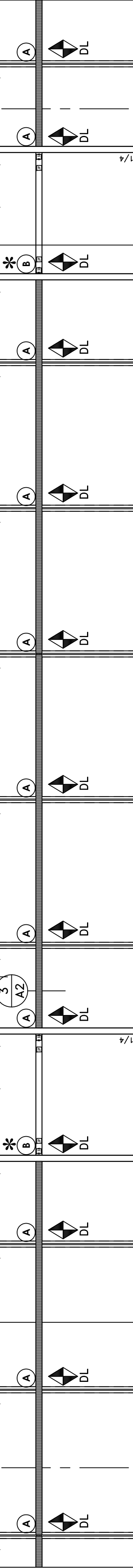
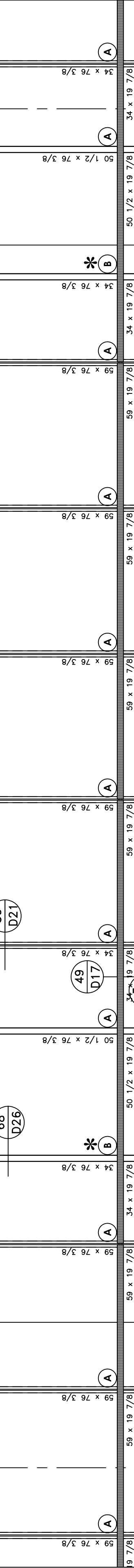
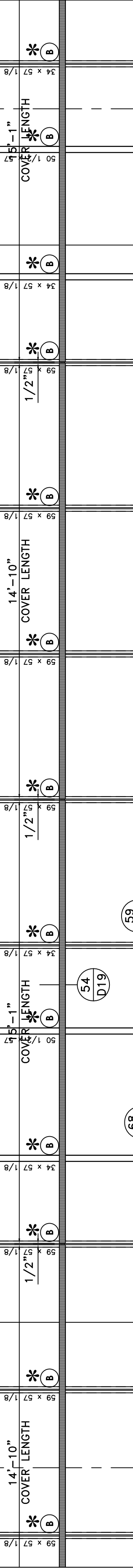
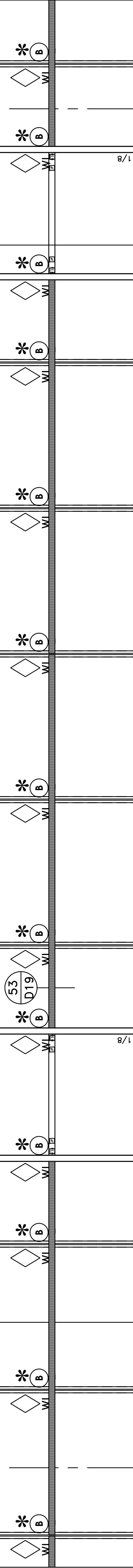
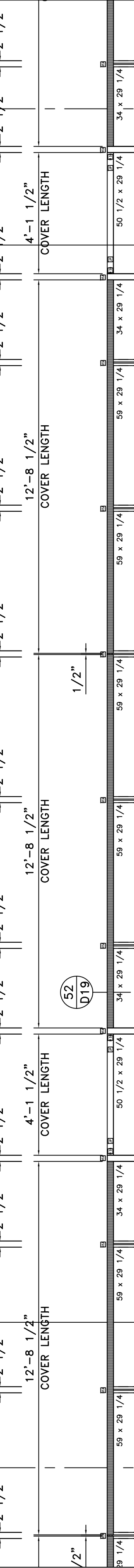
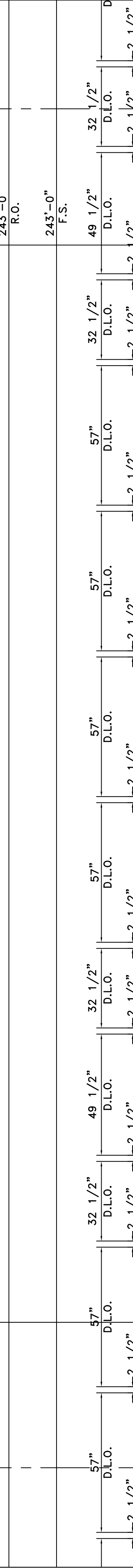
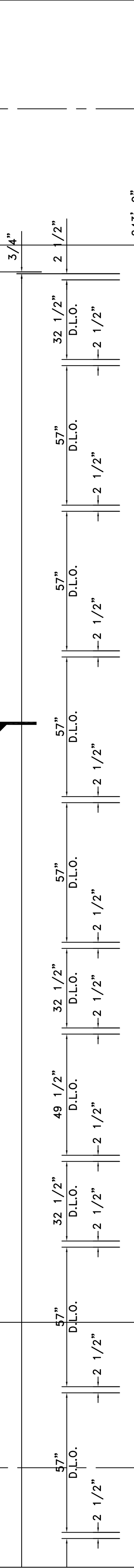
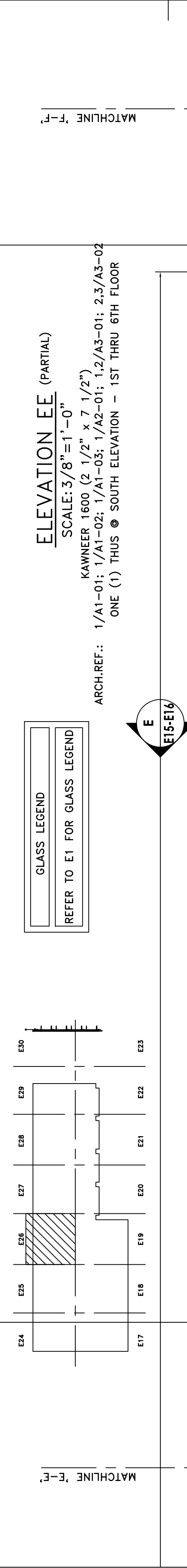
F.S.



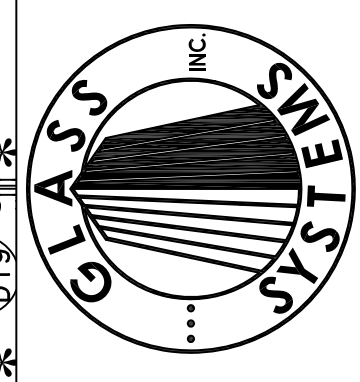
PROJECT	STONEBRIDGE III 1130 SANCTUARY PARKWAY ALPHARETTA, GEORGIA
PROJECT NO.	XXXXX
DRAWN	BKB
DATE	02/05/08
SCALE	3/8" = 1'-0"
FILE NO.	E25.DWG
SHEET	E25



GLASS SYSTEMS, INC.
 6655 Marbut Road
 Lithonia, GA 30058
 Tel 770 482-5232 Fax 770 482-7438



GLASS SYSTEMS, INC.
 6655 Marbut Road
 Lithonia, GA 30058
 Tel 770 482-5232 Fax 770 482-7438

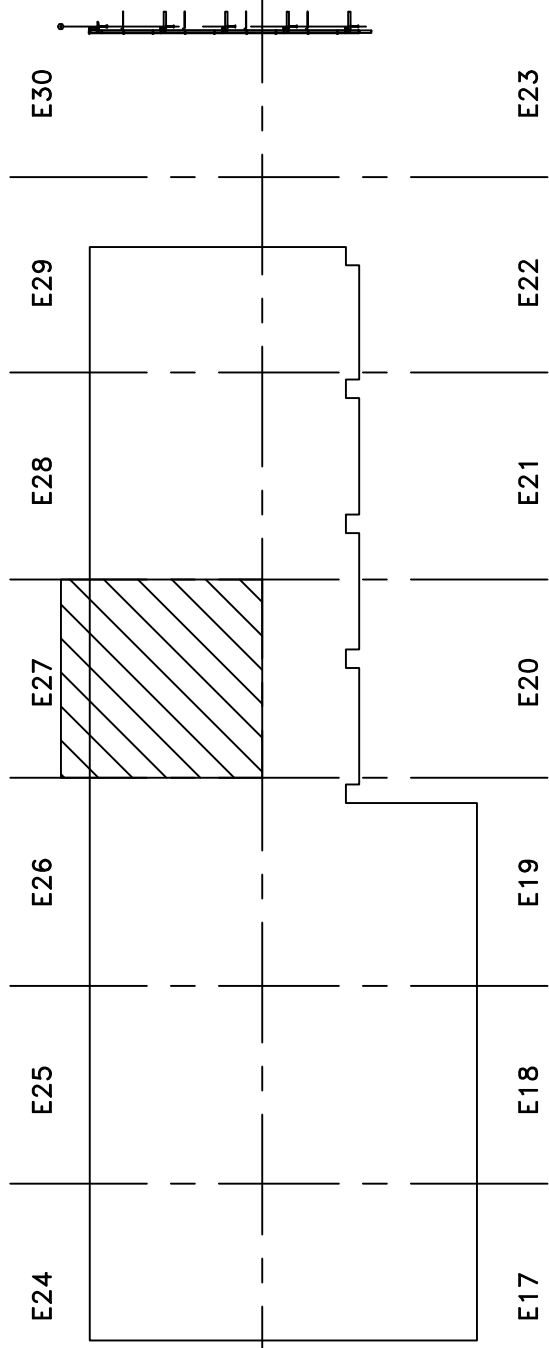


PROJECT
**STONEBRIDGE III
 1130 SANCTUARY PARKWAY
 ALPHARETTA, GEORGIA**

ELEVATIONS
 PROJECT NO.
XXXXX
 DRAWN DATE
BKB 02/05/08
 SCALE
3/8"=1'-0"
 FILE NO.
E26.DWG
 SHEET
E26

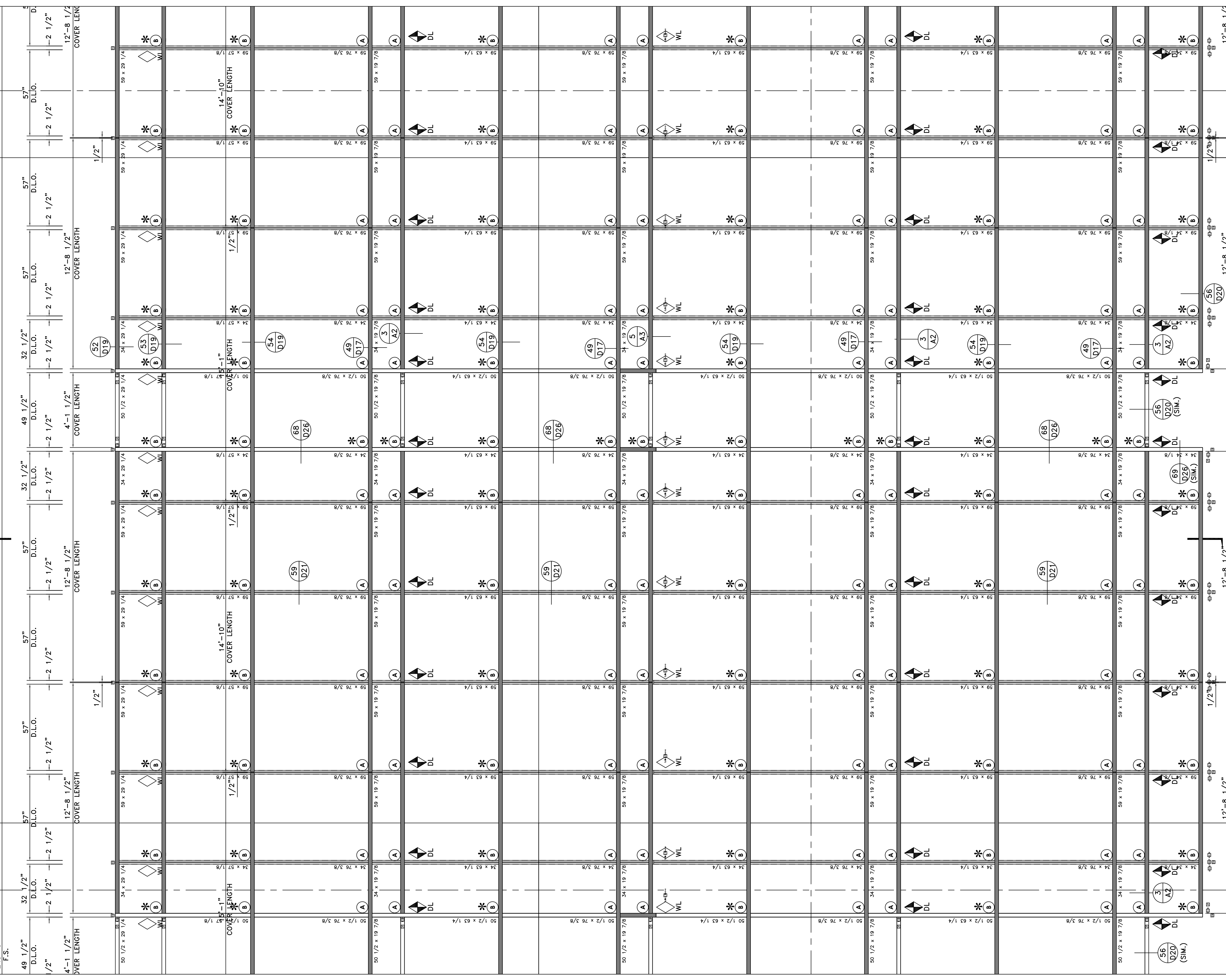
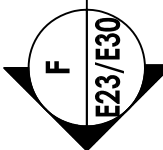
ELEVATION EE (PARTIAL)

SCALE: 3/8" = 1'-0"
 KAWNEER 1600 (2 1/2" x 7 1/2")
 ARCH. REF.: 1/A1-01; 1/A1-02; 1/A1-03; 1/A2-01; 1,2/A3-01; 2,3/A3-02
 ONE (1) THUS @ SOUTH ELEVATION - 1ST THRU 6TH FLOOR

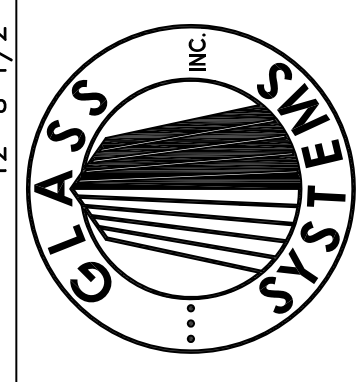


GLASS LEGEND

- (A) 1" INSULATED VISION: VRE1-54 #2; HS/ANN
- (B) 1" INSULATED SPANDREL: Y903CR #2 (SUBD. GRAY) HS/HS
- (C) 1" INSULATED VISION: VRE1-54 #2; 1/T
- (D) 1/4" CLEAR TEMPERED GLASS



PROJECT	STONEBRIDGE III 1130 SANCTUARY PARKWAY ALPHARETTA, GEORGIA
PROJECT NO.	XXXXX
DRAWN	BKB
DATE	02/05/08
SCALE	3/8" = 1'-0"
FILE NO.	E27.DWG
SHEET	E27



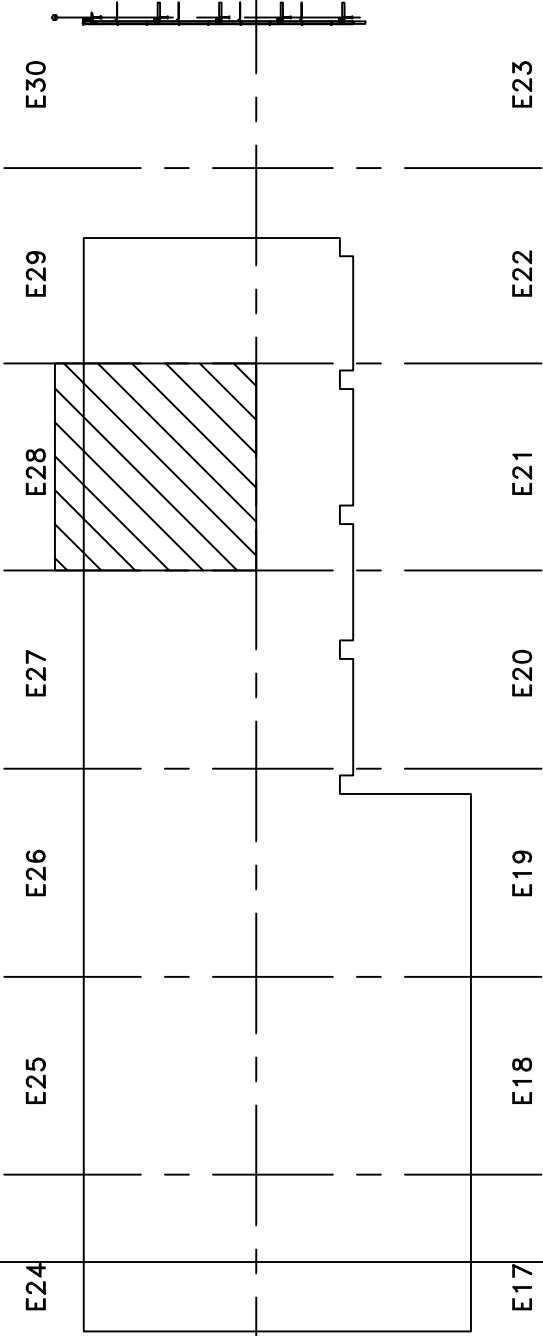
GLASS SYSTEMS, INC.
 6655 Marbut Road
 Lithonia, GA 30058
 Tel 770 482-5232 Fax 770 482-7438

MATCHLINE 'G-C'

MATCHLINE 'H-H'

ELEVATION EE (PARTIAL)


SCALE: 3/8" = 1'-0"
KAWNEER 1600 (2 1/2" x 7 1/2")
ARCH. REF.: 1/A1-01; 1/A1-02; 1/A1-03; 1/A2-01; 1,2/A3-01; 2,3/A3-02
ONE (1) THUS @ SOUTH ELEVATION - 1ST THRU 6TH FLOOR



GLASS LEGEND

- (A) 1" INSULATED VISION: VRE1-54 #2; HS/ANN
- (B) 1" INSULATED SPANDREL: Y903CR #2 (SUBD. GRAY) HS/HS
- (C) 1" INSULATED VISION: VRE1-54 #2; T/T
- (D) 1/4" CLEAR TEMPERED GLASS

F
E29/E30



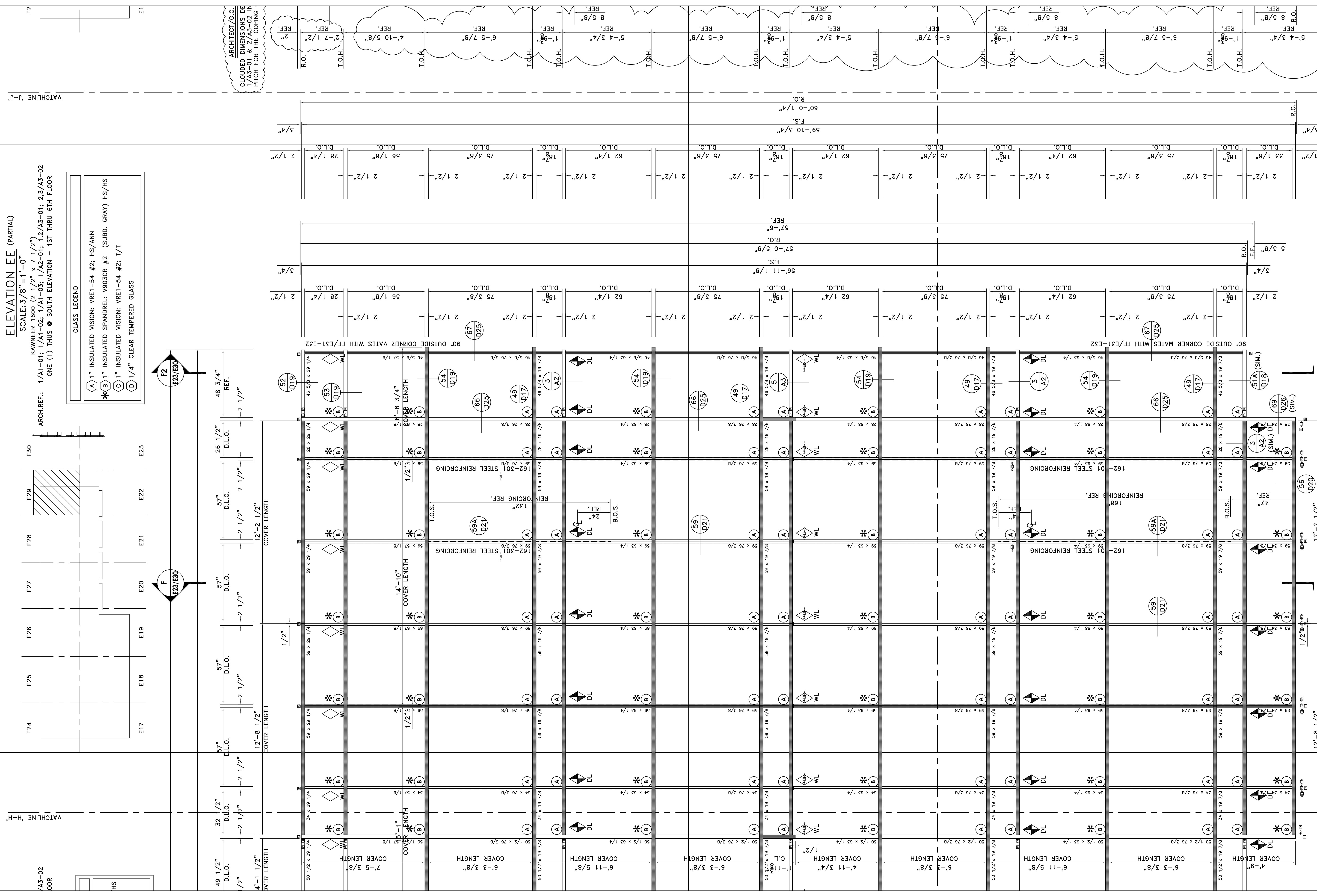
	<p style="text-align: center;">GLASS SYSTEMS, INC. 6655 Marbut Road Lithonia, GA 30058 Tel 770 482-5232 Fax 770 482-7438</p>
<p>PROJECT STONEBRIDGE III 1130 SANCTUARY PARKWAY ALPHARETTA, GEORGIA</p>	<p>ELEVATIONS</p>
<p>PROJECT NO. XXXXX</p>	<p>DRAWN DATE BKB 02/05/08</p>
<p>SCALE 3/8" = 1'-0"</p>	<p>FILE NO. E28.DWG</p>
<p>SHEET E28</p>	

ELEVATION EE (PARTIAL)

SCALE: 3/8" = 1'-0"

KAWNEER-1600 (2 1/2" x 7 1/2")
 ARCH. REF.: 1/A1-01; 1/A1-02; 1/A1-03; 1/A2-01; 1/A2-01; 1/A3-01; 2.3/A3-02
 ONE (1) THUS @ SOUTH ELEVATION - 1ST THRU 6TH FLOOR

GLASS LEGEND	
A	1" INSULATED VISION: VRE1-54 #2; HS/ANN
B	1" INSULATED SPANDREL: V903CR #2 (SUBD. GRAY) HS/HS
C	1" INSULATED VISION: VRE1-54 #2; 1/T
D	1/4" CLEAR TEMPERED GLASS



PROJECT
 STONEBRIDGE III
 1130 SANCTUARY PARKWAY
 ALPHARETTA, GEORGIA

PROJECT NO.
 XXXXXX

DRAWN DATE
 BKB 02/05/08

SCALE
 3/8" = 1'-0"

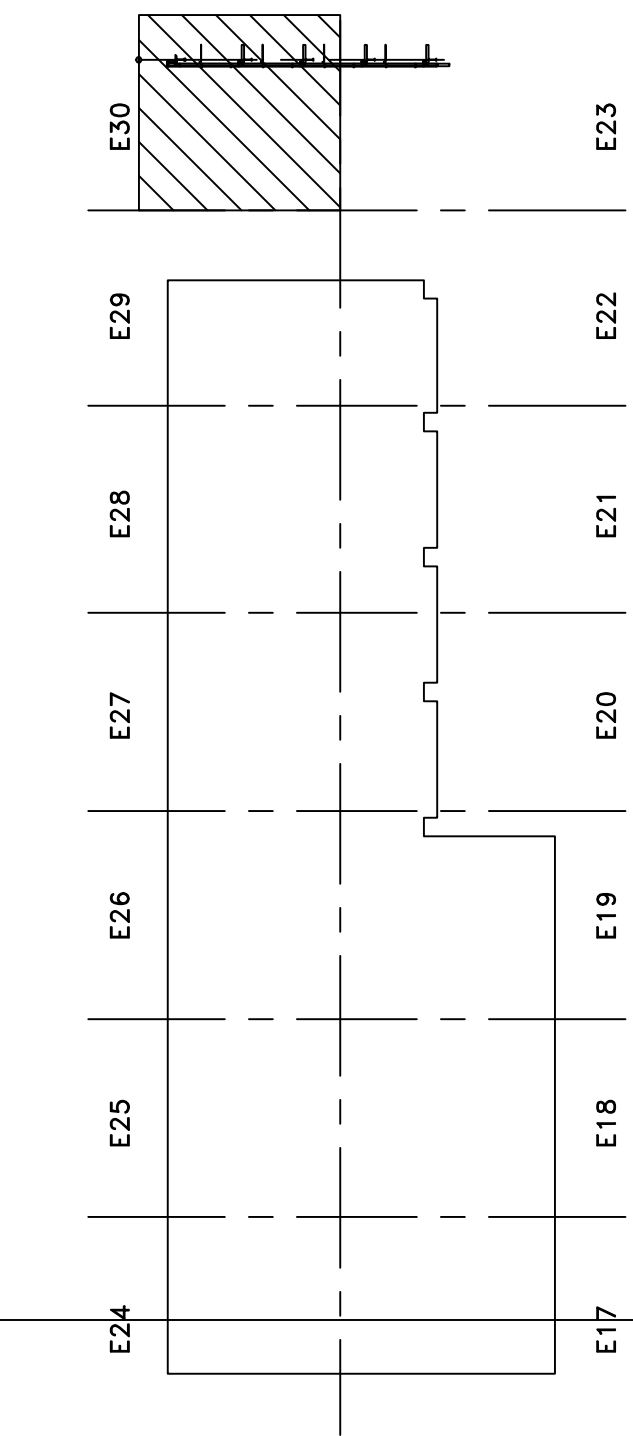
FILE NO.
 E29.DWG

SHEET
 E29

ELEVATIONS

GLASS SYSTEMS, INC.
 6655 Marbut Road
 Lithonia, GA 30058
 Tel 770 482-5232 Fax 770 482-7438

GLASS LEGEND	
(A)	1" INSULATED VISION: VRE1-54 #2; HS/ANN
(B)	1" INSULATED SPANDREL: V903CR #2 (SUBD. GRAY) HS/HS
(C)	1" INSULATED VISION: VRE1-54 #2; T/T
(D)	1/4" CLEAR TEMPERED GLASS



SECTION F
SCALE=3/8"=1'-0"

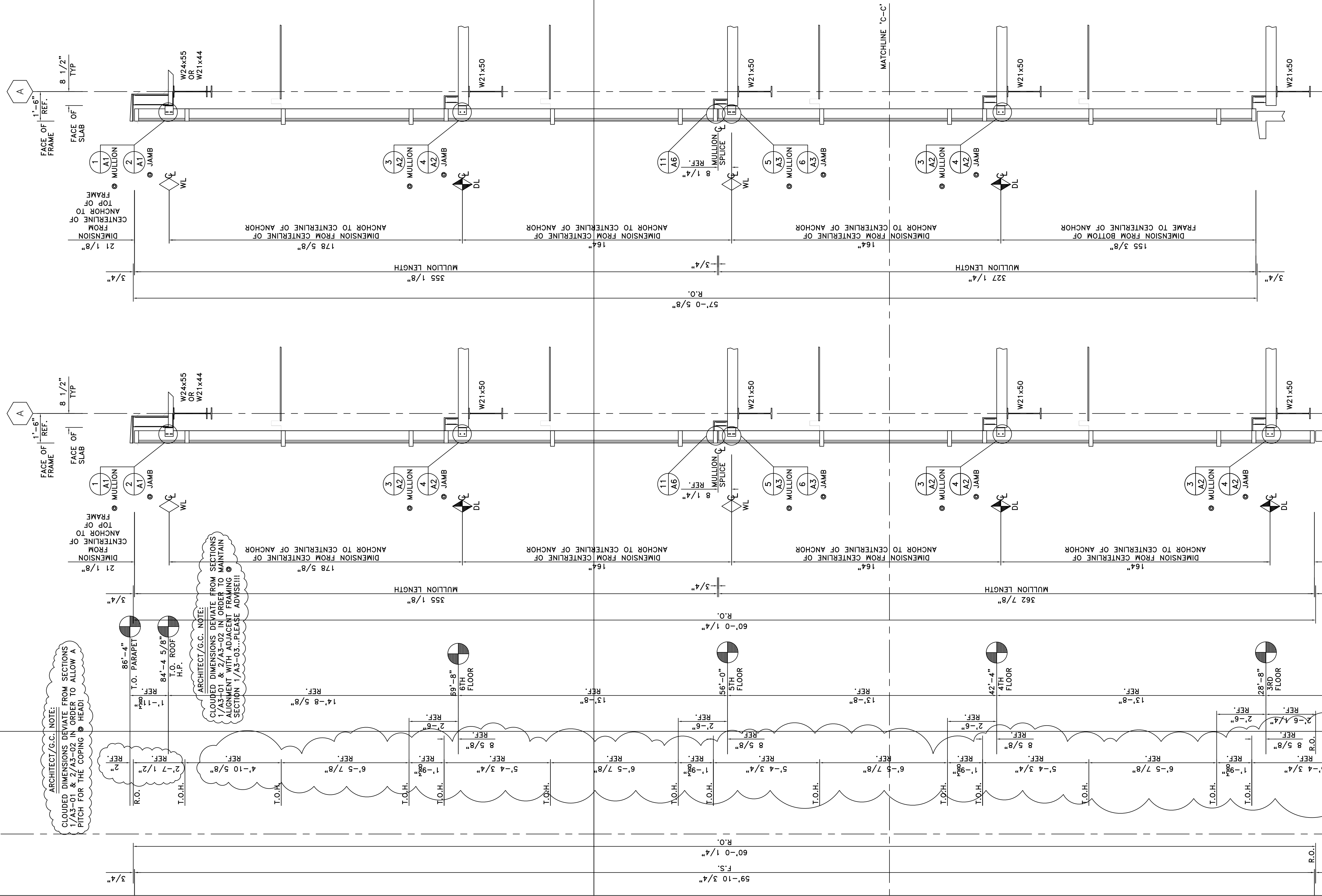
ARCH. REF.: 2/A3-02; E05-03; E05-04; S1-03; S1-04; S1-07; 7/53-03; 3/53-07

SECTION F2
SCALE=3/8"=1'-0"

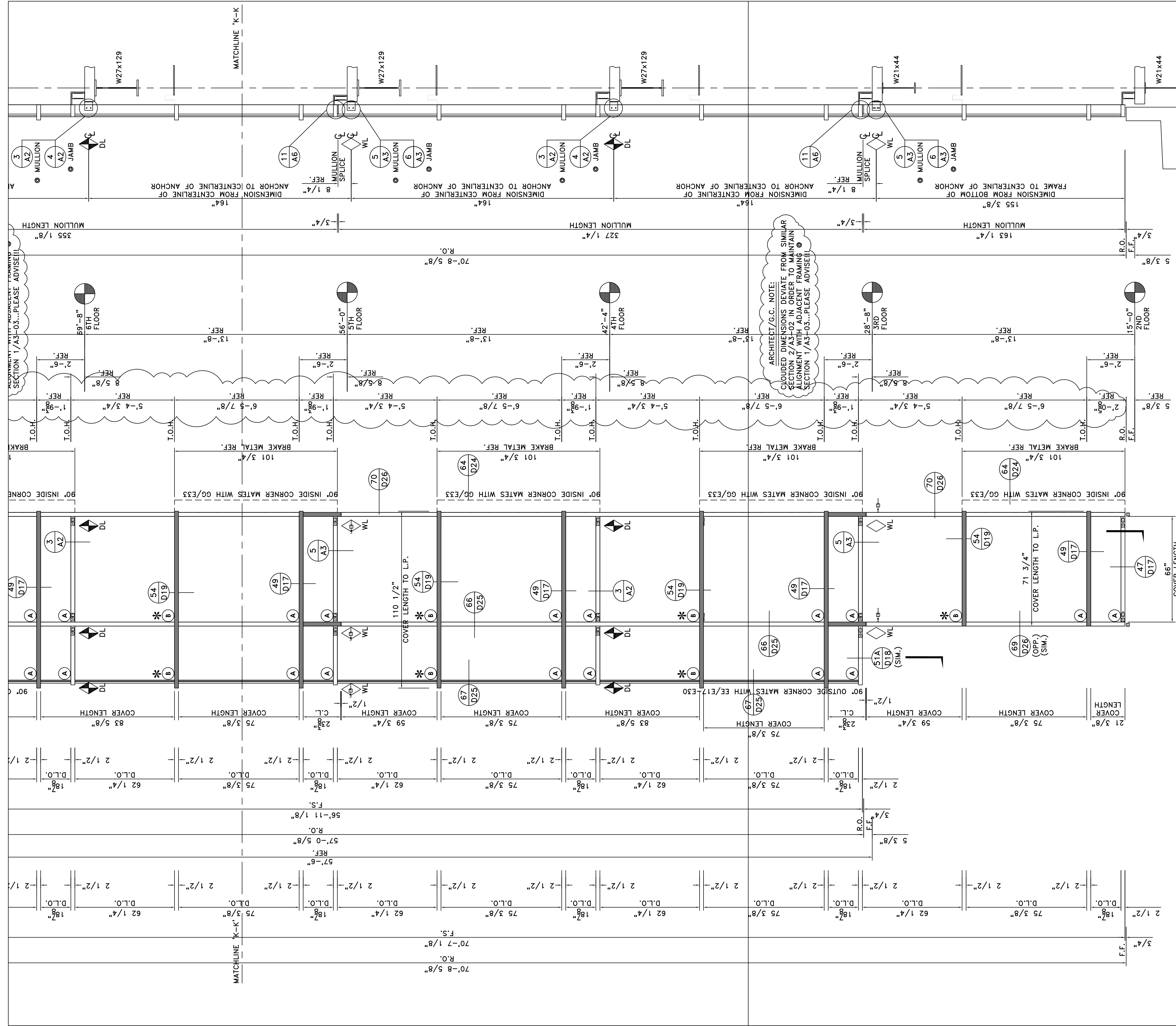
ARCH. REF.: 2/A3-02; 3/A6-01; E05-03; E05-04; S1-03; S1-04; S1-07; 7/53-03; 3/53-07

ARCHITECT/G.C. NOTE:
CLOUDED DIMENSIONS DEVIATE FROM SECTIONS 1/A3-01 & 2/A3-02 IN ORDER TO ALLOW A PITCH FOR THE COPING @ HEAD!

ARCHITECT/G.C. NOTE:
CLOUDED DIMENSIONS DEVIATE FROM SECTIONS 1/A3-01 & 2/A3-02 IN ORDER TO MAINTAIN ALIGNMENT WITH ADJACENT FRAMING @ SECTION 1/A3-03... PLEASE ADVISE!!!



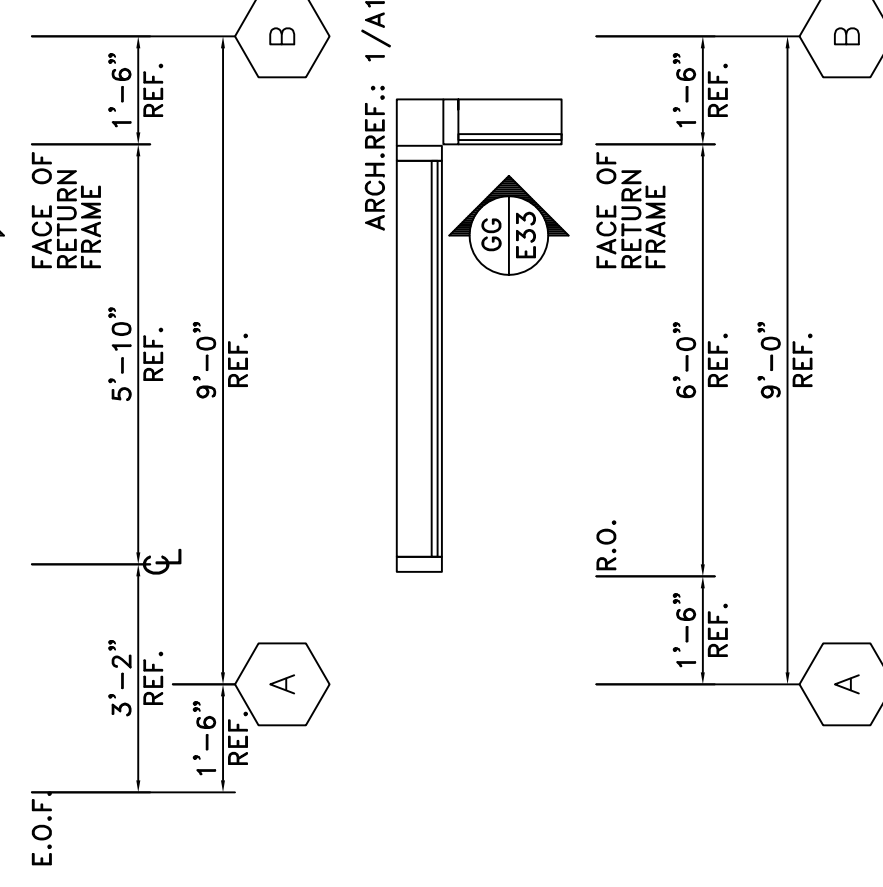
PROJECT STONEBRIDGE III 1130 SANCTUARY PARKWAY ALPHARETTA, GEORGIA	
PROJECT NO. XXXXXX	DATE 02/05/08
DRAWN BKB	SCALE 3/8"=1'-0"
FILE NO. E30.DWG	SHEET E30
<p>GLASS SYSTEMS, INC. 6655 Marbut Road Lithonia, GA 30058 Tel 770 482-5232 Fax 770 482-7438</p>	



SECTION G
SCALE=3/8"=1'-0"

ARCH. REF.: 1/A3-01(SIM.); 2/A3-02(SIM.); 3/A3-03(SIM.); 4/A3-04; 5/A3-05; 6/A3-06; 7/A3-07; 8/A3-08; 9/A3-09; 10/A3-10; 11/A3-11; 12/A3-12; 13/A3-13; 14/A3-14; 15/A3-15; 16/A3-16; 17/A3-17; 18/A3-18; 19/A3-19; 20/A3-20; 21/A3-21; 22/A3-22; 23/A3-23; 24/A3-24; 25/A3-25; 26/A3-26; 27/A3-27; 28/A3-28; 29/A3-29; 30/A3-30; 31/A3-31; 32/A3-32; 33/A3-33; 34/A3-34; 35/A3-35; 36/A3-36; 37/A3-37; 38/A3-38; 39/A3-39; 40/A3-40; 41/A3-41; 42/A3-42; 43/A3-43; 44/A3-44; 45/A3-45; 46/A3-46; 47/A3-47; 48/A3-48; 49/A3-49; 50/A3-50; 51/A3-51; 52/A3-52; 53/A3-53; 54/A3-54; 55/A3-55; 56/A3-56; 57/A3-57; 58/A3-58; 59/A3-59; 60/A3-60; 61/A3-61; 62/A3-62; 63/A3-63; 64/A3-64; 65/A3-65; 66/A3-66; 67/A3-67; 68/A3-68; 69/A3-69; 70/A3-70; 71/A3-71; 72/A3-72; 73/A3-73; 74/A3-74; 75/A3-75; 76/A3-76; 77/A3-77; 78/A3-78; 79/A3-79; 80/A3-80; 81/A3-81; 82/A3-82; 83/A3-83; 84/A3-84; 85/A3-85; 86/A3-86; 87/A3-87; 88/A3-88; 89/A3-89; 90/A3-90; 91/A3-91; 92/A3-92; 93/A3-93; 94/A3-94; 95/A3-95; 96/A3-96; 97/A3-97; 98/A3-98; 99/A3-99; 100/A3-100

ELEVATION FF
SCALE: 3/8"=1'-0" (CONTINUED)
KAWNEER 1600 (2 1/2" x 7 1/2")
ARCH. REF.: 1/A1-02; 1/A1-03; 1/A2-03; 1/A3-01(SIM.); 2/A3-02(SIM.); 3/A3-03(SIM.); 4/A3-04; 5/A3-05; 6/A3-06; 7/A3-07; 8/A3-08; 9/A3-09; 10/A3-10; 11/A3-11; 12/A3-12; 13/A3-13; 14/A3-14; 15/A3-15; 16/A3-16; 17/A3-17; 18/A3-18; 19/A3-19; 20/A3-20; 21/A3-21; 22/A3-22; 23/A3-23; 24/A3-24; 25/A3-25; 26/A3-26; 27/A3-27; 28/A3-28; 29/A3-29; 30/A3-30; 31/A3-31; 32/A3-32; 33/A3-33; 34/A3-34; 35/A3-35; 36/A3-36; 37/A3-37; 38/A3-38; 39/A3-39; 40/A3-40; 41/A3-41; 42/A3-42; 43/A3-43; 44/A3-44; 45/A3-45; 46/A3-46; 47/A3-47; 48/A3-48; 49/A3-49; 50/A3-50; 51/A3-51; 52/A3-52; 53/A3-53; 54/A3-54; 55/A3-55; 56/A3-56; 57/A3-57; 58/A3-58; 59/A3-59; 60/A3-60; 61/A3-61; 62/A3-62; 63/A3-63; 64/A3-64; 65/A3-65; 66/A3-66; 67/A3-67; 68/A3-68; 69/A3-69; 70/A3-70; 71/A3-71; 72/A3-72; 73/A3-73; 74/A3-74; 75/A3-75; 76/A3-76; 77/A3-77; 78/A3-78; 79/A3-79; 80/A3-80; 81/A3-81; 82/A3-82; 83/A3-83; 84/A3-84; 85/A3-85; 86/A3-86; 87/A3-87; 88/A3-88; 89/A3-89; 90/A3-90; 91/A3-91; 92/A3-92; 93/A3-93; 94/A3-94; 95/A3-95; 96/A3-96; 97/A3-97; 98/A3-98; 99/A3-99; 100/A3-100

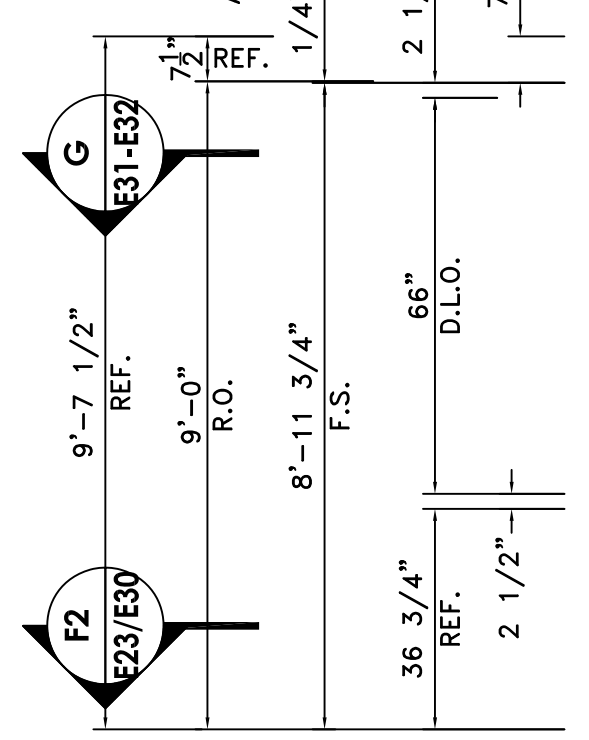


GLASS LEGEND	
(A)	1" INSULATED VISION: VRE1-54 #2; HS/ANN
(B)	1" INSULATED SPANDREL: V903CR #2 (SUBD. GRAY) HS/HS
(C)	1" INSULATED VISION: VRE1-54 #2; 1/T
(D)	1/4" CLEAR TEMPERED GLASS

GLASS SYSTEMS, INC. 6655 Marbut Road Lithonia, GA 30058 Tel 770 482-5232 Fax 770 482-7438	
PROJECT STONEBRIDGE III 1130 SANCTUARY PARKWAY ALPHARETTA, GEORGIA	ELEVATIONS
PROJECT NO. XXXXXX	DRAWN BKB
SCALE 3/8"=1'-0"	DATE 02/05/08
FILE NO. E31.DWG	SHEET E31

GLASS LEGEND	
(A)	1" INSULATED VISION: YRE1-54 #2; HS/ANN
(B)	1" INSULATED SPANDREL: V903CR #2 (SUBD. GRAY) HS/HS
(C)	1" INSULATED VISION: YRE1-54 #2; T/T
(D)	1/4" CLEAR TEMPERED GLASS

KAWNEER 1600 (2 1/2"x7 1/2")/SHEARBLOCK
 (FF) 1 Req. 2nd Floor



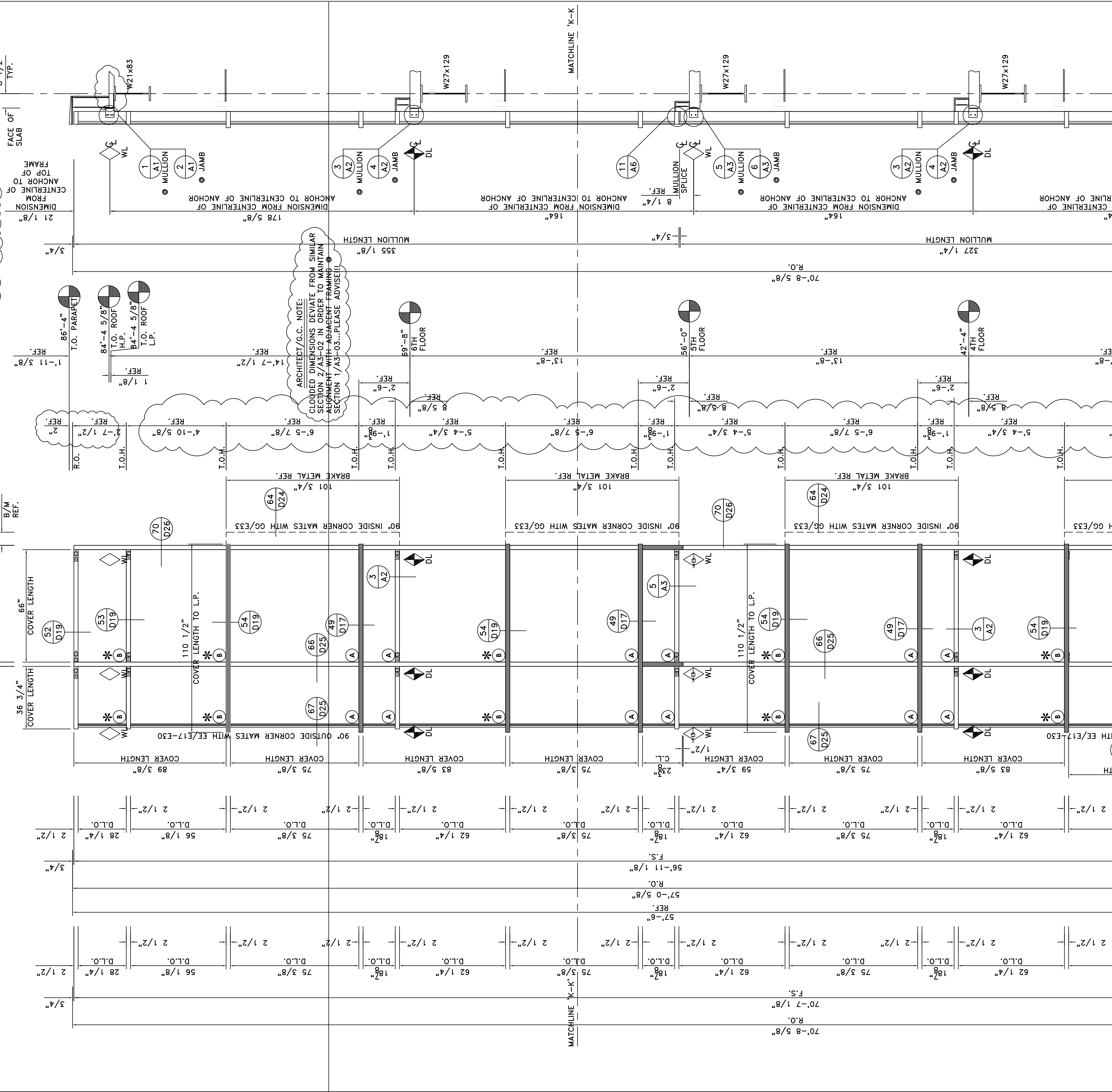
ELEVATION FF (CONTINUED)
 SCALE: 3/8"=1'-0"

KAWNEER 1600 (2 1/2" x 7 1/2")
 ARCH. REF.: 1/A1-02; 1/A1-03; 1/A2-03; 1/A3-01(SIM); 2/A3-02(SIM); 3/A3-03(SIM); 2/A3-03
 ONE (1) THUS @ EAST ELEVATION - 2ND THRU 6TH FLOOR


SECTION G
 SCALE: 3/8"=1'-0"
 ARCH. REF.: 1/A3-01(SIM); 2/A3-02(SIM); 3/A3-03(SIM); 405-04; 51-05; 51-04; 51-07; 7/53-03; 3/53-07

ARCHITECT/G.C. NOTE:
 CLOUDED DIMENSIONS DEVIATE FROM SIMILAR SECTION 2/A3-02 IN ORDER TO ALLOW A PITCH FOR THE COPING @ HEAD!

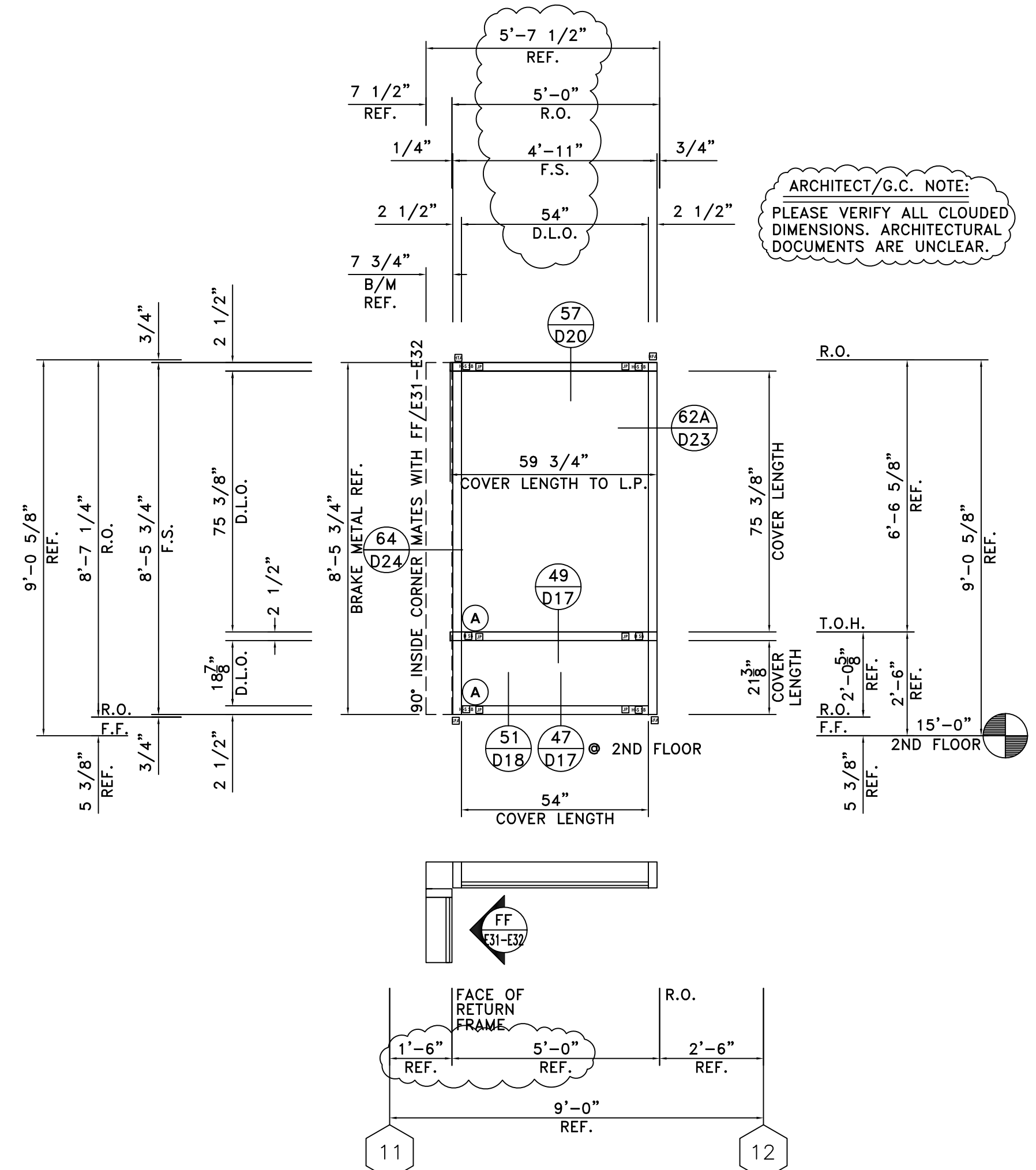
ARCHITECT/G.C. NOTE:
 EDGE OF ROOF DECK MUST DEVIATE FROM EOS-04 IN ORDER TO AVOID INTERFERENCE WITH BACK OF FRAME. CURRENTLY, THIS E.O.S. HAS BEEN ASSUMED TO BE THE TYPICAL 8 1/2" FROM CL OF COLUMN...PLEASE ADVISE!!!



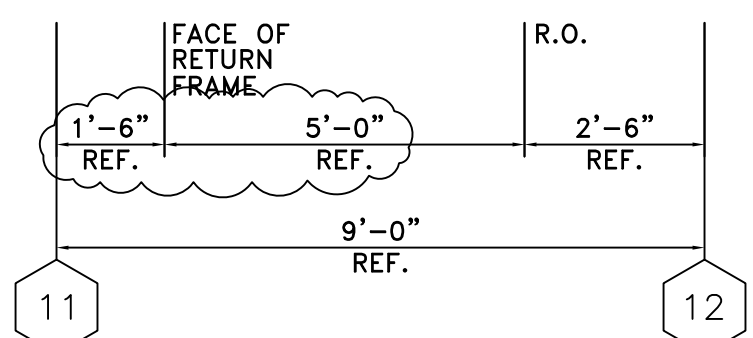
PROJECT STONEBRIDGE III 1130 SANCTUARY PARKWAY ALPHARETTA, GEORGIA	
PROJECT NO. XXXXXX	
DRAWN BKB	DATE 02/05/08
SCALE 3/8"=1'-0"	
FILE NO. E32.DWG	
SHEET E32	



GLASS SYSTEMS, INC.
 6655 Marbut Road
 Lithonia, GA 30058
 Tel 770 482-5232 Fax 770 482-7438



ARCHITECT/G.C. NOTE:
PLEASE VERIFY ALL CLOUDED
DIMENSIONS. ARCHITECTURAL
DOCUMENTS ARE UNCLEAR.



ELEVATION GG

SCALE: 3/8"=1'-0"

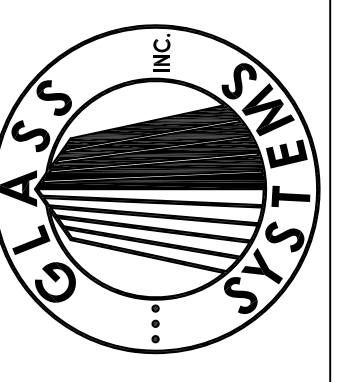
KAWNEER 1600 (2 1/2" x 7 1/2")
 ARCH. REF.: 1/A1-02; 1/A1-03; 1/A2-01; 1/A3-03(SIM.)
 ONE (1) THUS @ SOUTH ELEVATION - 2ND FLOOR
 ONE (1) THUS @ SOUTH ELEVATION - 3RD FLOOR
 ONE (1) THUS @ SOUTH ELEVATION - 4TH FLOOR
 ONE (1) THUS @ SOUTH ELEVATION - 5TH FLOOR
 ONE (1) THUS @ SOUTH ELEVATION - 6TH FLOOR
 FIVE (5) TOTAL REQUIRED

KAWNEER 1600 (2 1/2"x7 1/2")/SHEARBLOCK

- GG 1 Req. 2nd Floor
- GG 1 Req. 3rd Floor
- GG 1 Req. 4th Floor
- GG 1 Req. 5th Floor
- GG 1 Req. 6th Floor
- 5 Req. Total

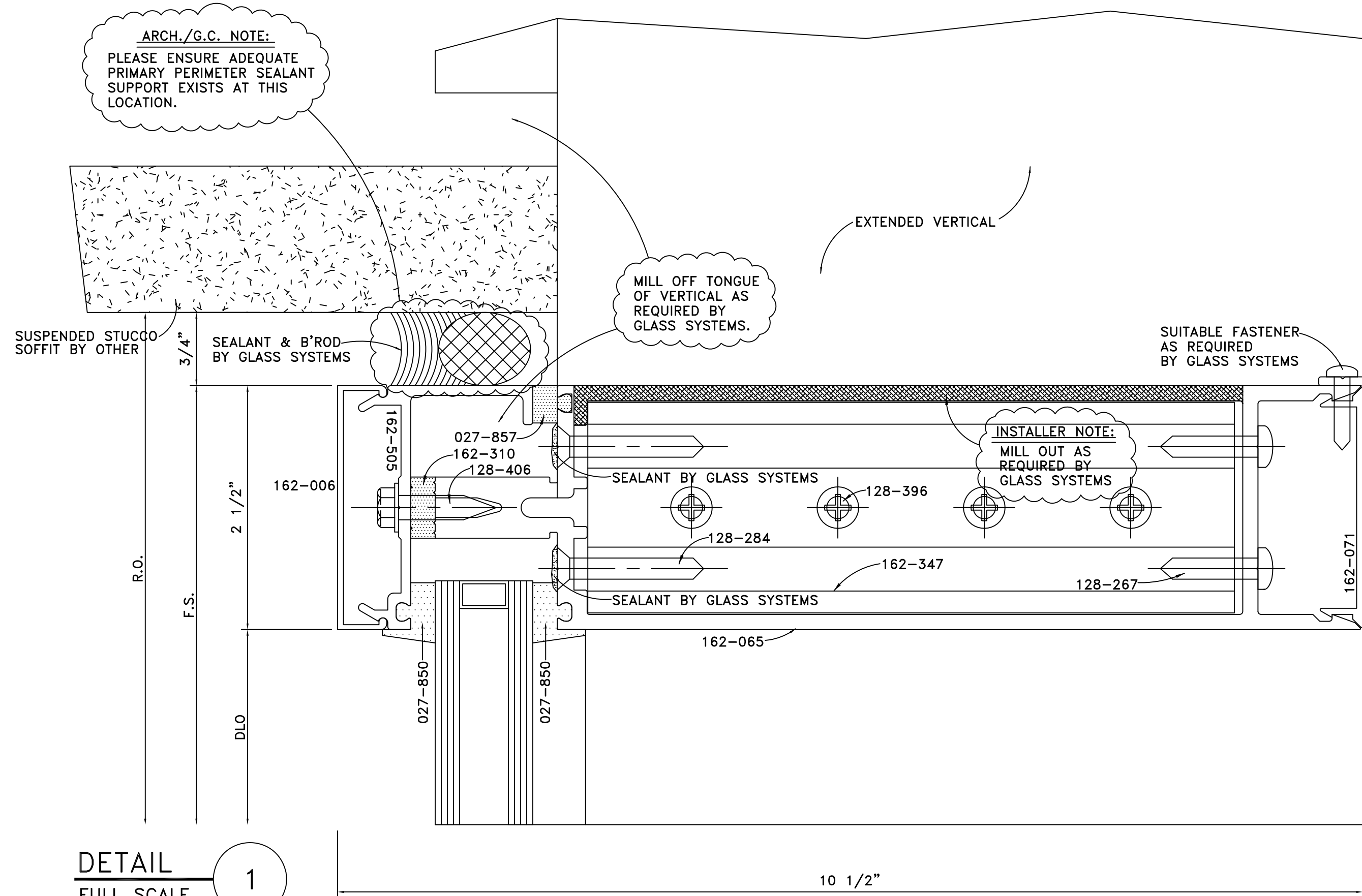
GLASS LEGEND	
(A)	1" INSULATED VISION: VRE1-54 #2; HS/ANN
(B)	1" INSULATED SPANDREL: V903CR #2 (SUBD. GRAY) HS/HS
(C)	1" INSULATED VISION: VRE1-54 #2; T/T
(D)	1/4" CLEAR TEMPERED GLASS

GLASS SYSTEMS, INC.
 6655 Marbut Road
 Lithonia, GA 30058
 Tel 770 482-5232 Fax 770 482-7438



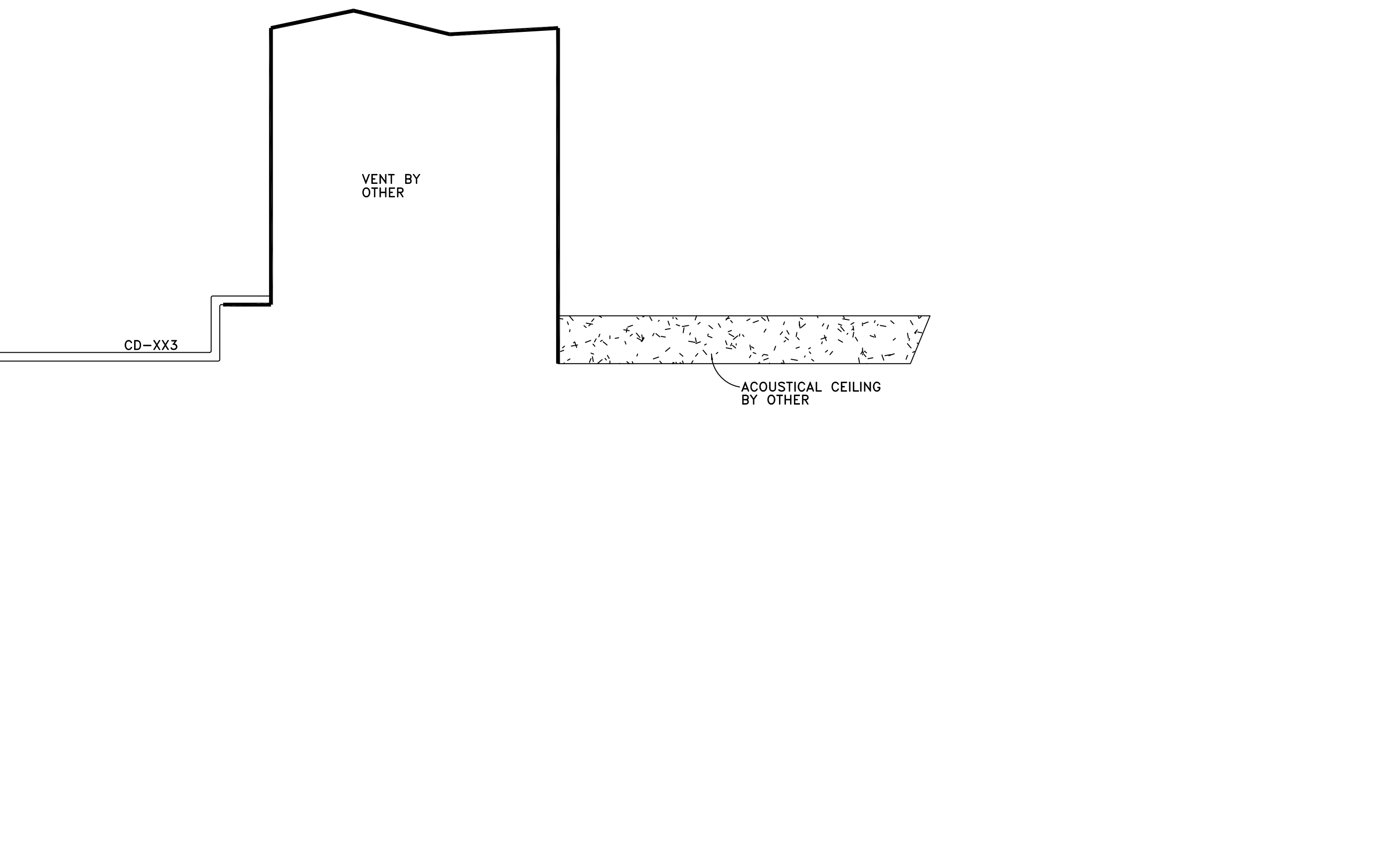
PROJECT
**STONEBRIDGE III
 1130 SANCTUARY PARKWAY
 ALPHARETTA, GEORGIA**
 ELEVATIONS

PROJECT NO.
XXXXX
 DRAWN
BKB
 DATE
02/05/08
 SCALE
3/8"=1'-0"
 FILE NO.
E33.DWG
 SHEET
E33



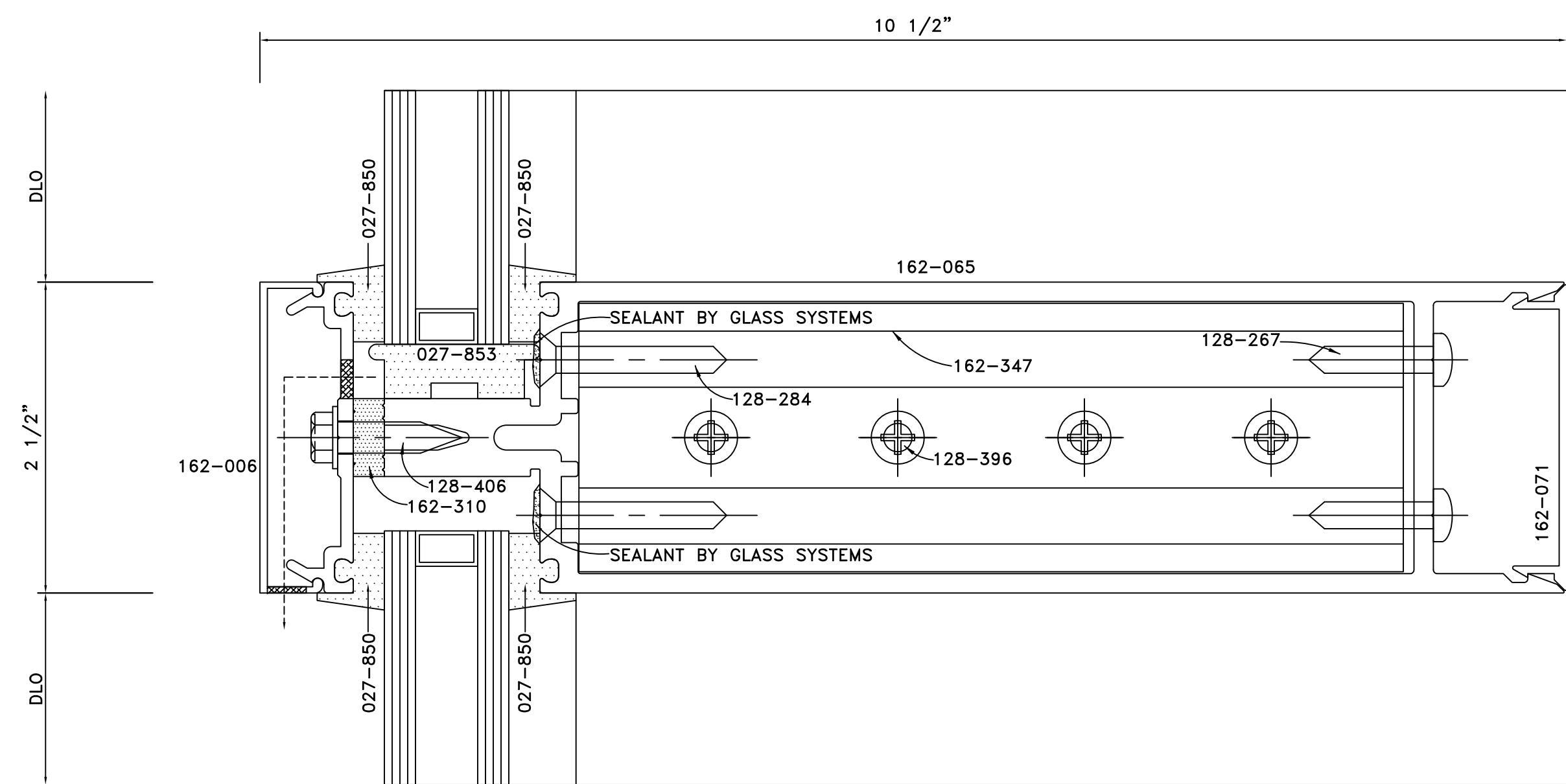
DETAIL 1
FULL SCALE

ARCH. REF.: 1/A3-02; 5/A6-05 (SIM.)



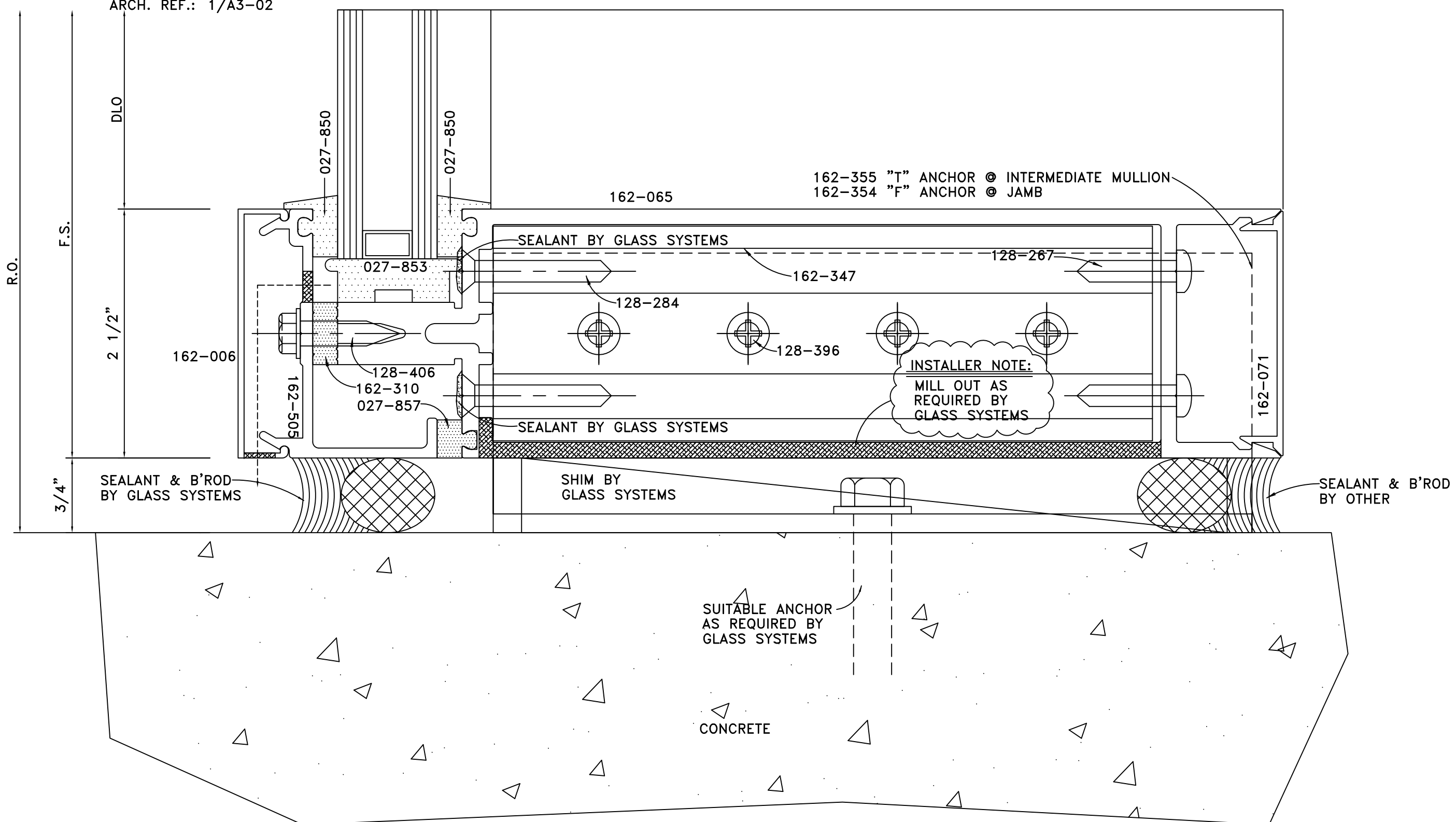
DETAIL 3
FULL SCALE

ARCH. REF.: 1/A3-02




DETAIL 2
FULL SCALE

ARCH. REF.: SSG HORIZONTAL



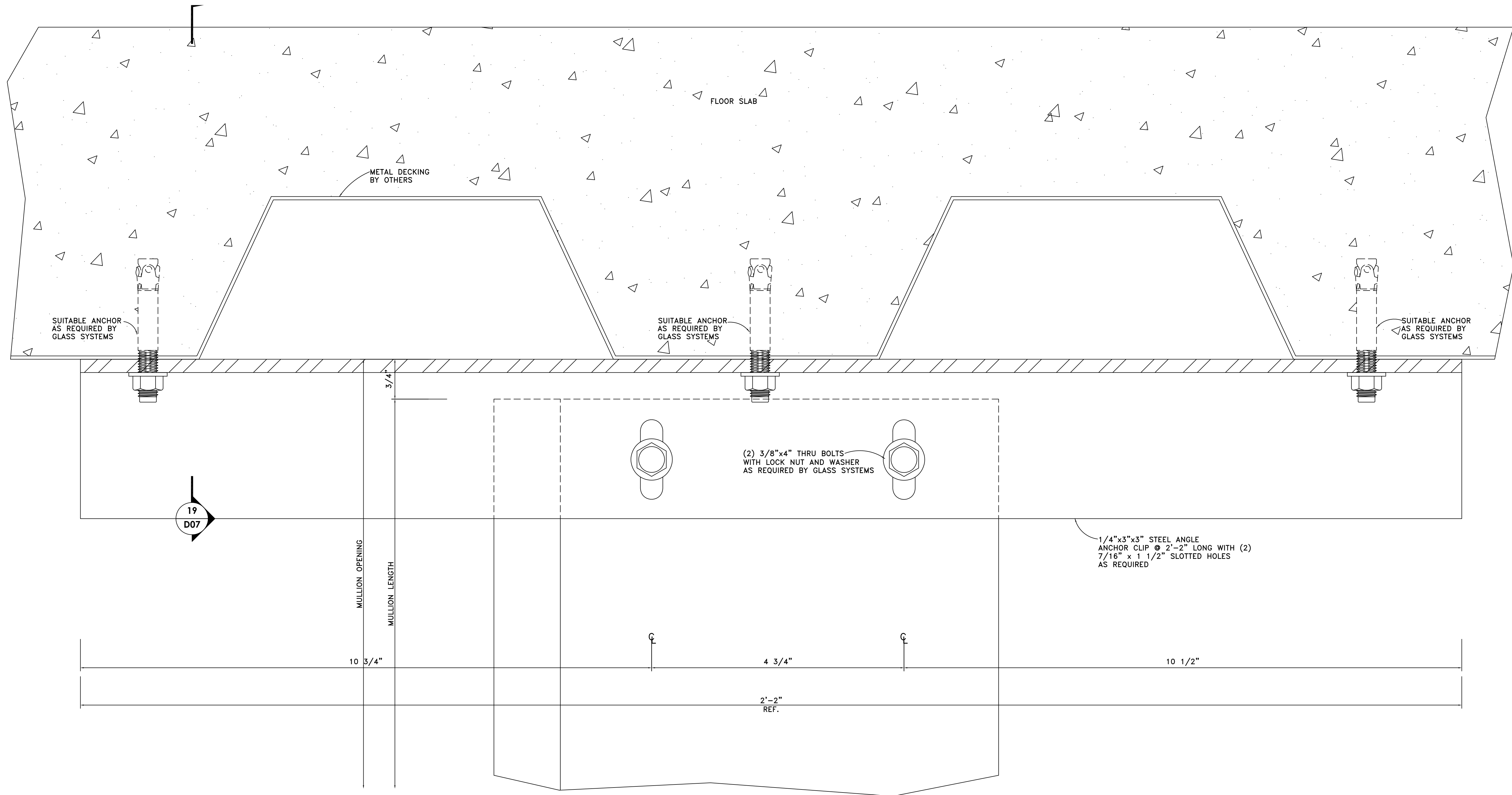
GLASS SYSTEMS, INC.
6655 Marbut Road
Lithonia, GA 30058
Tel 770 482-5232 Fax 770 482-7438



PROJECT
STONEBRIDGE III
1130 SANCTUARY PARKWAY
ALPHARETTA, GEORGIA

PROJECT NO.	XXXXXX
DRAWN	DATE
BKB	02/05/08
SCALE	FULL SIZE
FILE NO.	D01.DWG
SHEET	D01


DETAILS



DETAIL 4
FULL SCALE

ARCH. REF.: EXTENDED VERTICAL ● ANCHOR

GLASS SYSTEMS, INC.
6655 Marbut Road
Lithonia, GA 30058
Tel 770 482-5232 Fax 770 482-7438



PROJECT
STONEBRIDGE III
1130 SANCTUARY PARKWAY
ALPHARETTA, GEORGIA

DETAILS

PROJECT NO.

XXXXX

DRAWN

BKB

DATE

02/05/08

SCALE

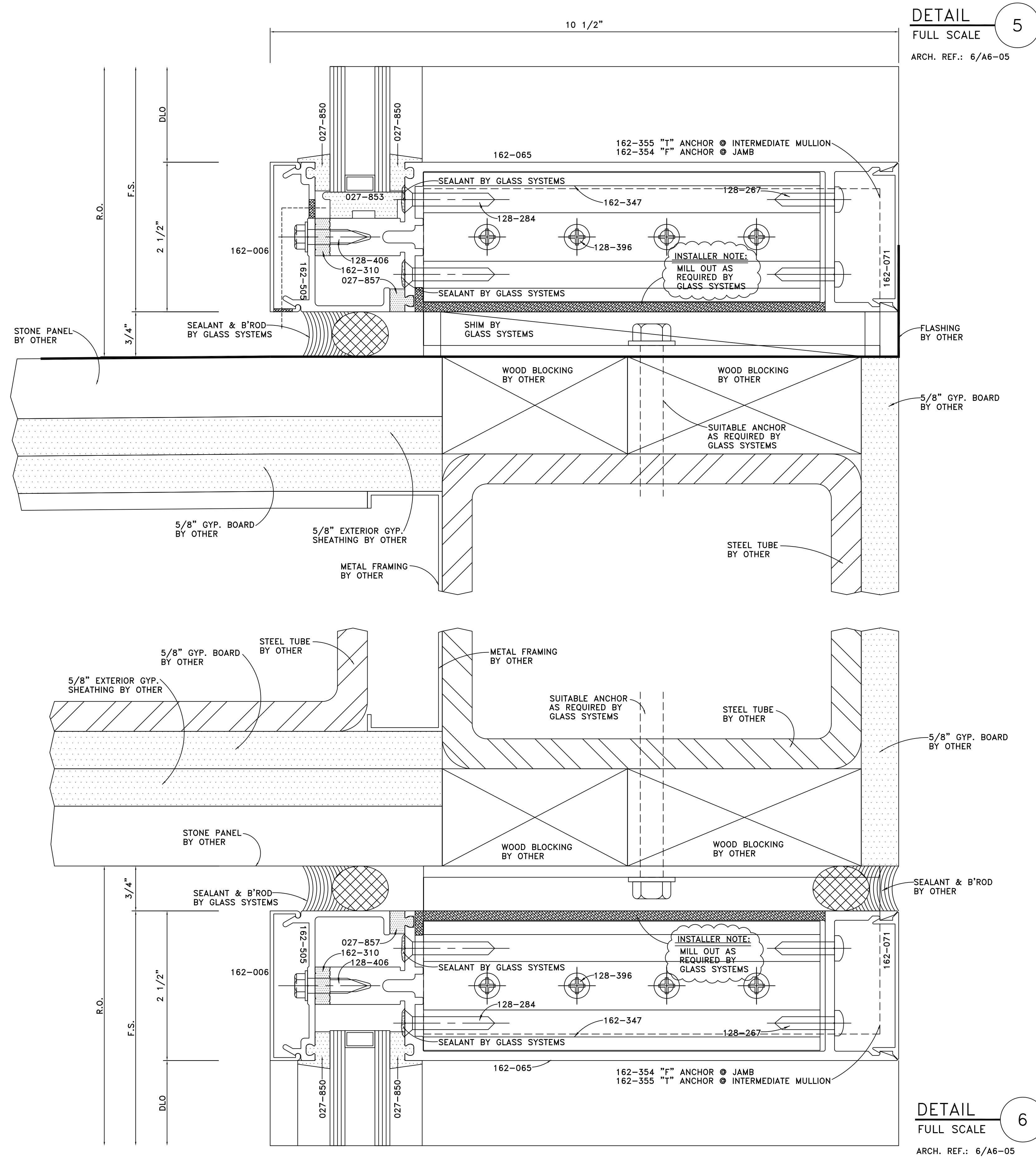
FULL SIZE

FILE NO.

D02.DWG

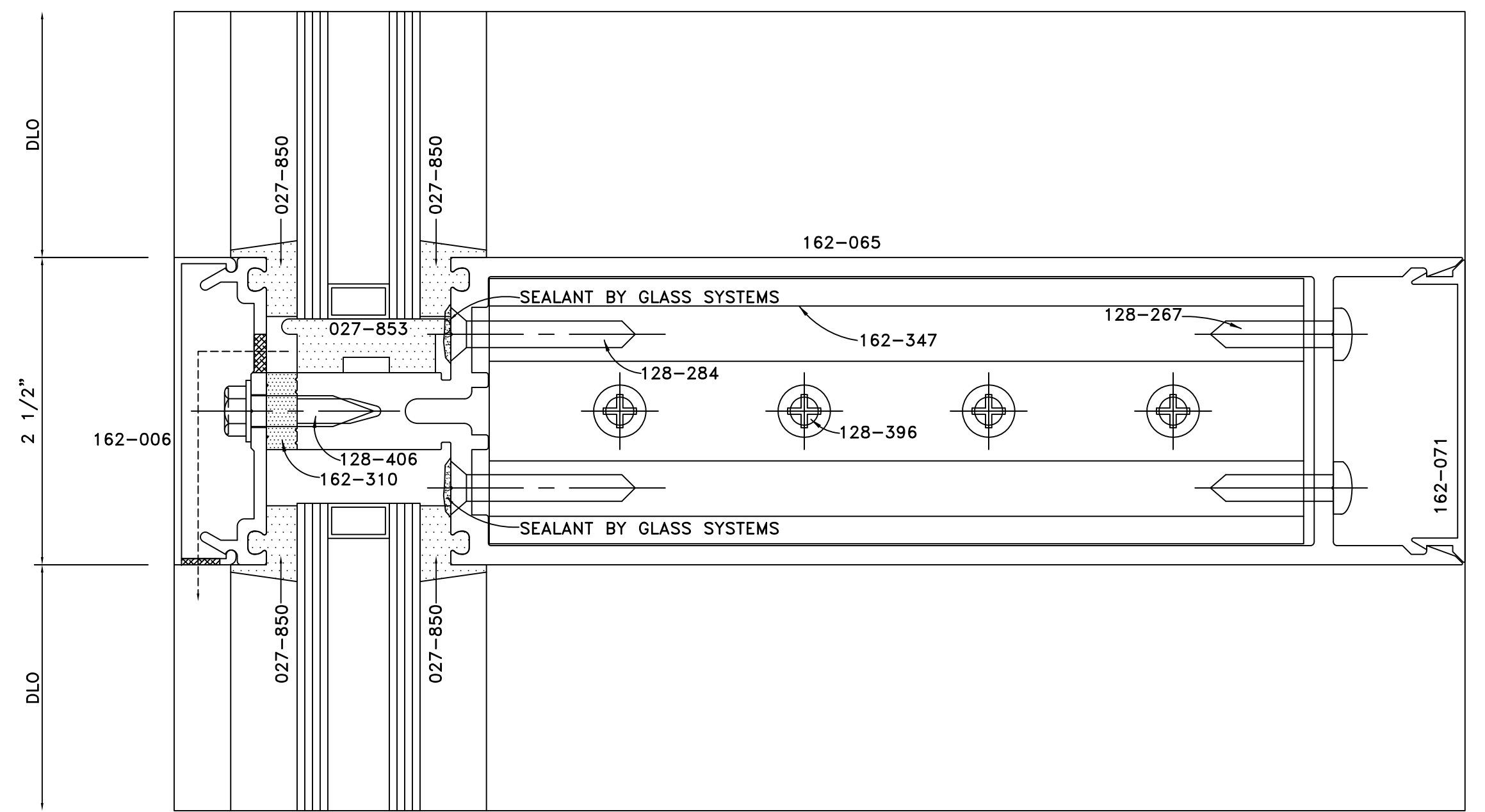
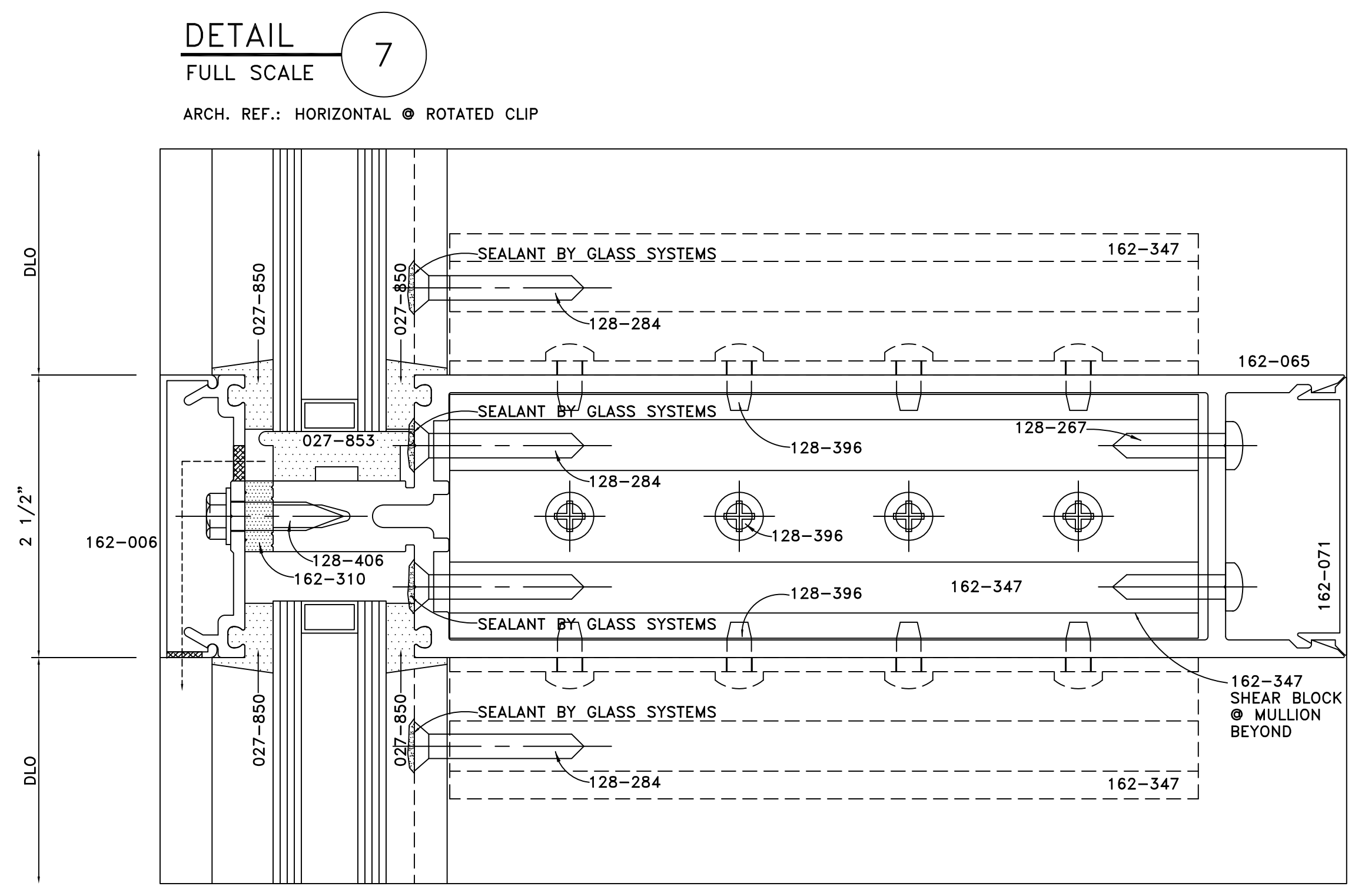
SHEET

D02



DETAIL 5
FULL SCALE
ARCH. REF.: 6/A6-05

DETAIL 6
FULL SCALE
ARCH. REF.: 6/A6-05



DETAIL 7
FULL SCALE
ARCH. REF.: HORIZONTAL @ ROTATED CLIP

DETAIL 8
FULL SCALE
ARCH. REF.: HORIZONTAL @ CAPTURED

GLASS SYSTEMS, INC.
6655 Marbut Road
Lithonia, GA 30058
Tel 770 482-5232 Fax 770 482-7438

PROJECT
STONEBRIDGE III
1130 SANCTUARY PARKWAY
ALPHARETTA, GEORGIA

PROJECT NO.
XXXXX

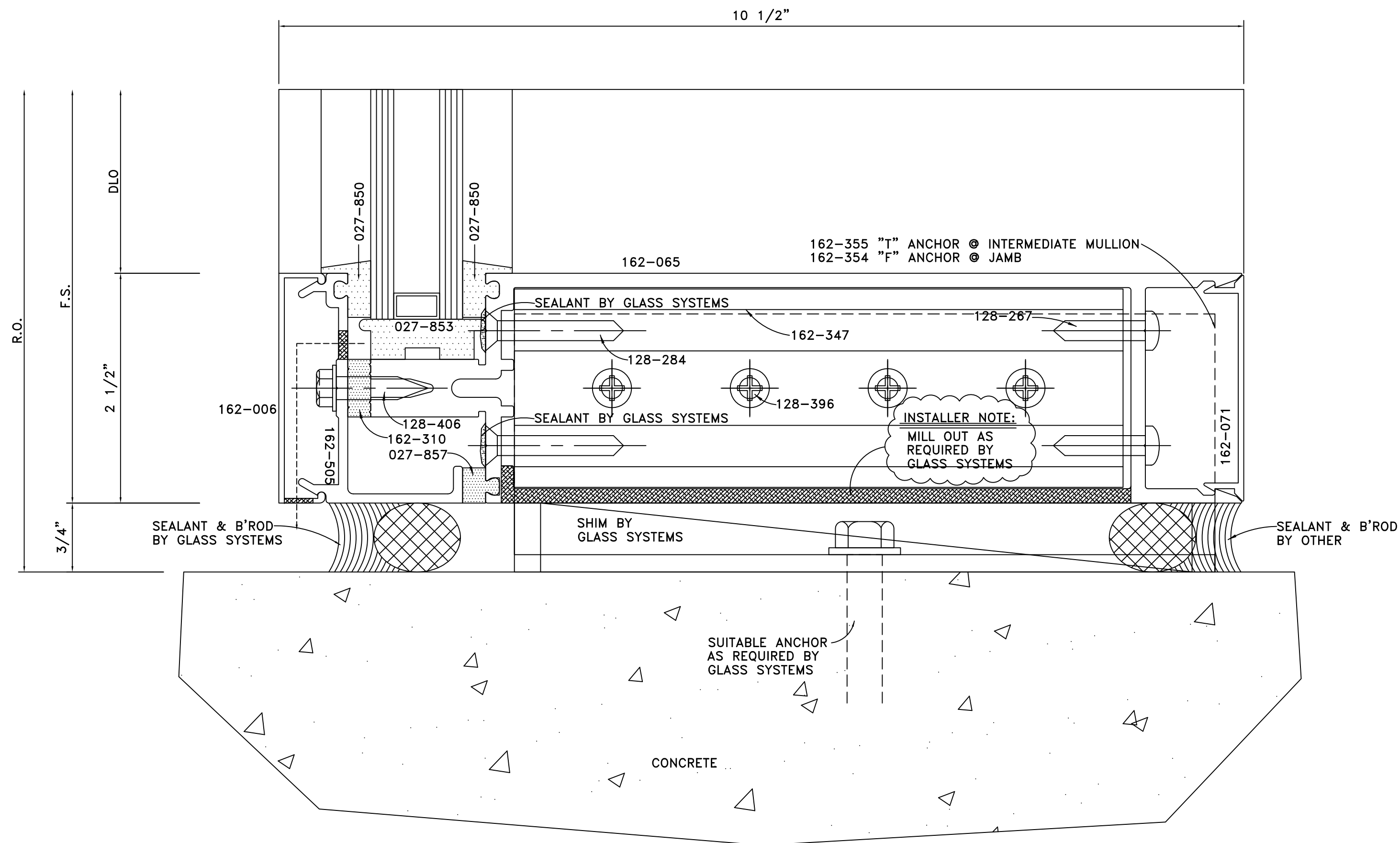
DRAWN BKB **DATE** 02/05/08

SCALE
FULL SIZE

FILE NO.
D03.DWG

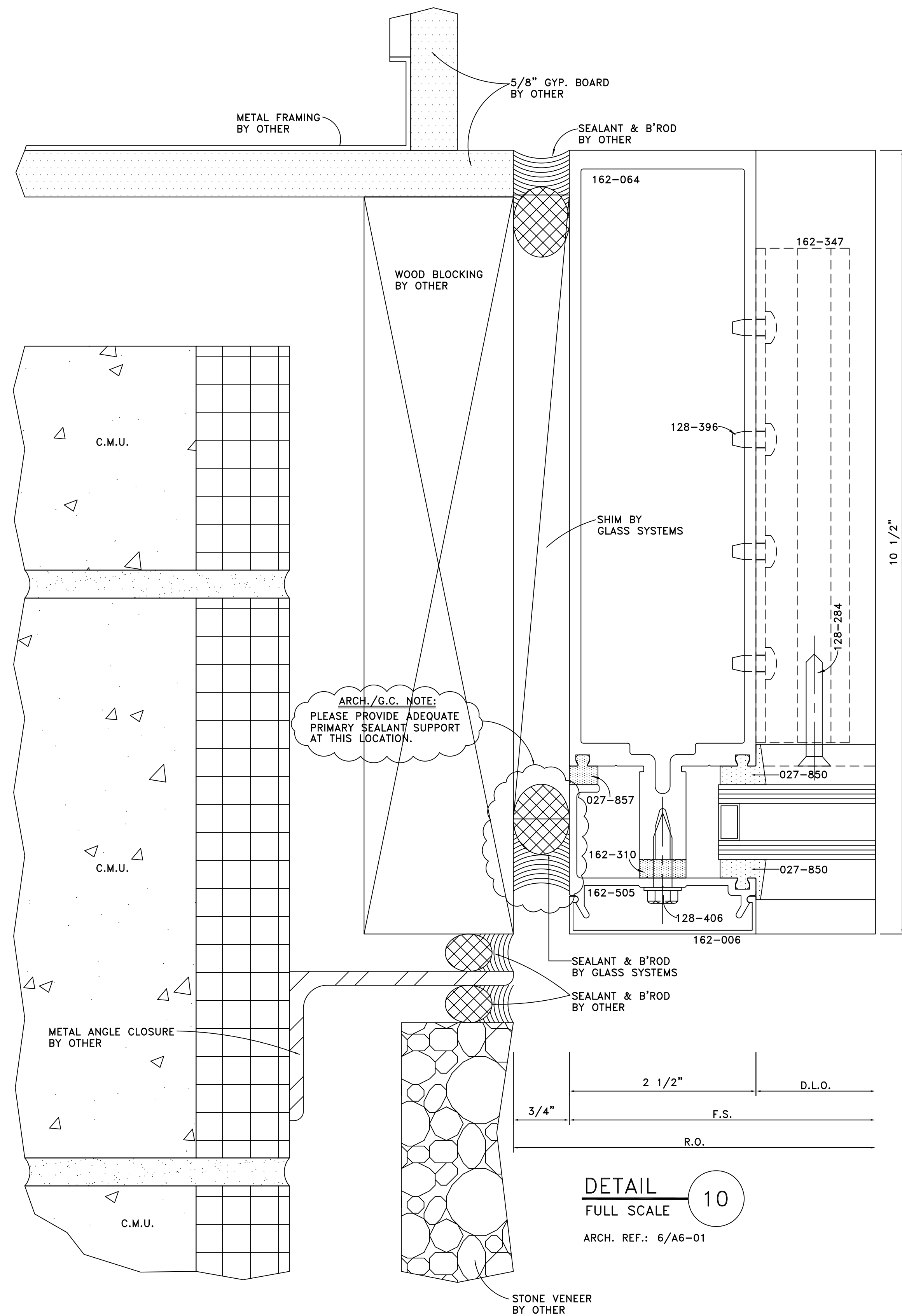
SHEET
D03

DETAILS



DETAIL 9
FULL SCALE

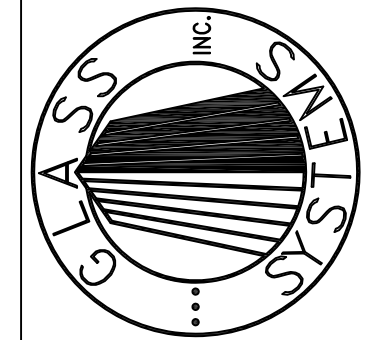
ARCH. REF.: 1/A3-02 ● CAPTURED



DETAIL 10
FULL SCALE

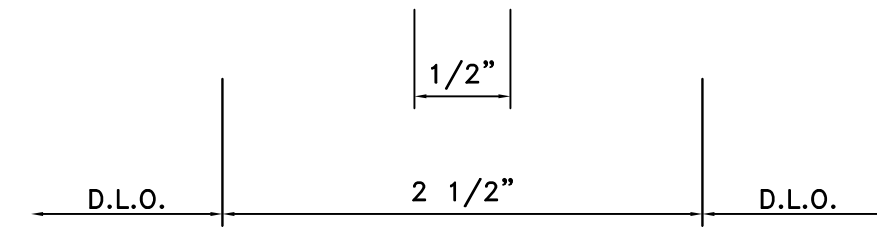
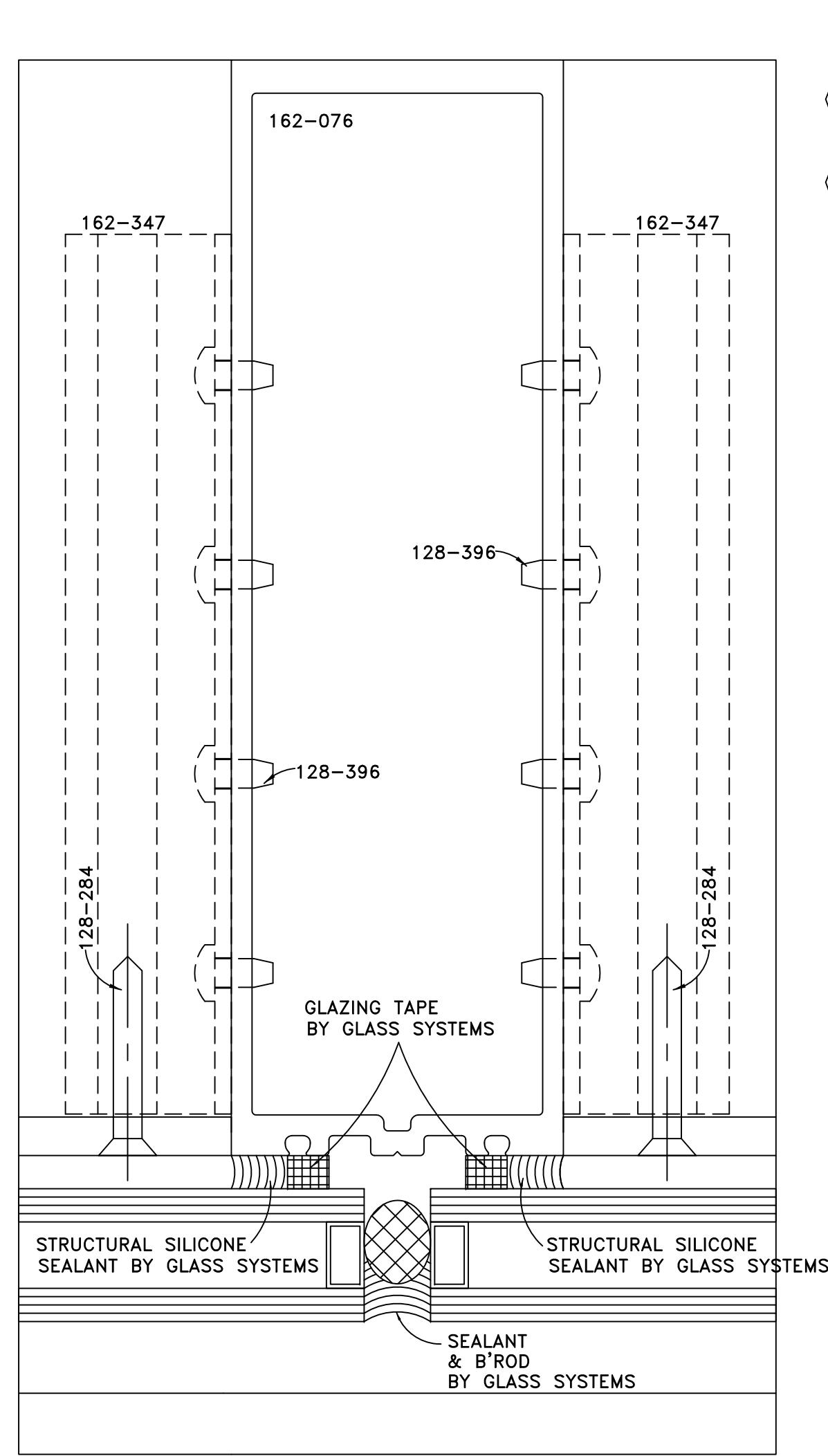
ARCH. REF.: 6/A6-01

GLASS SYSTEMS, INC.
6655 Marbut Road
Lithonia, GA 30058
Tel 770 482-5232 Fax 770 482-7438

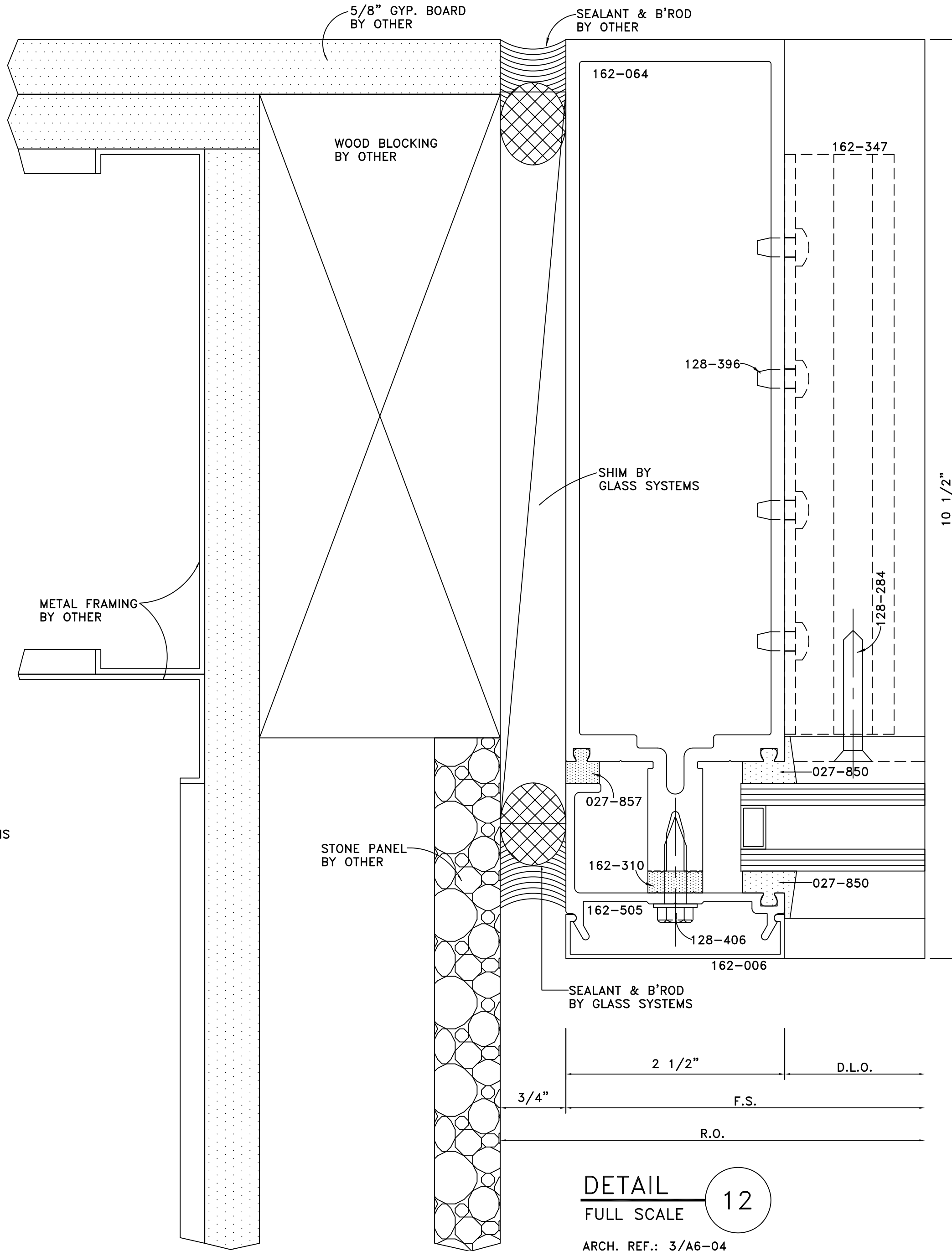


PROJECT
STONEBRIDGE III
1130 SANCTUARY PARKWAY
ALPHARETTA, GEORGIA

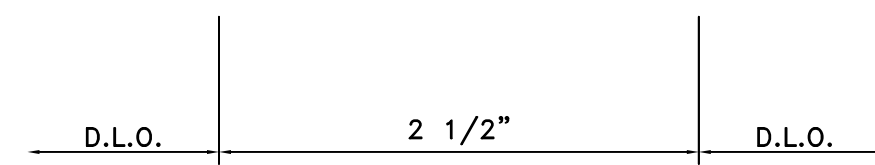
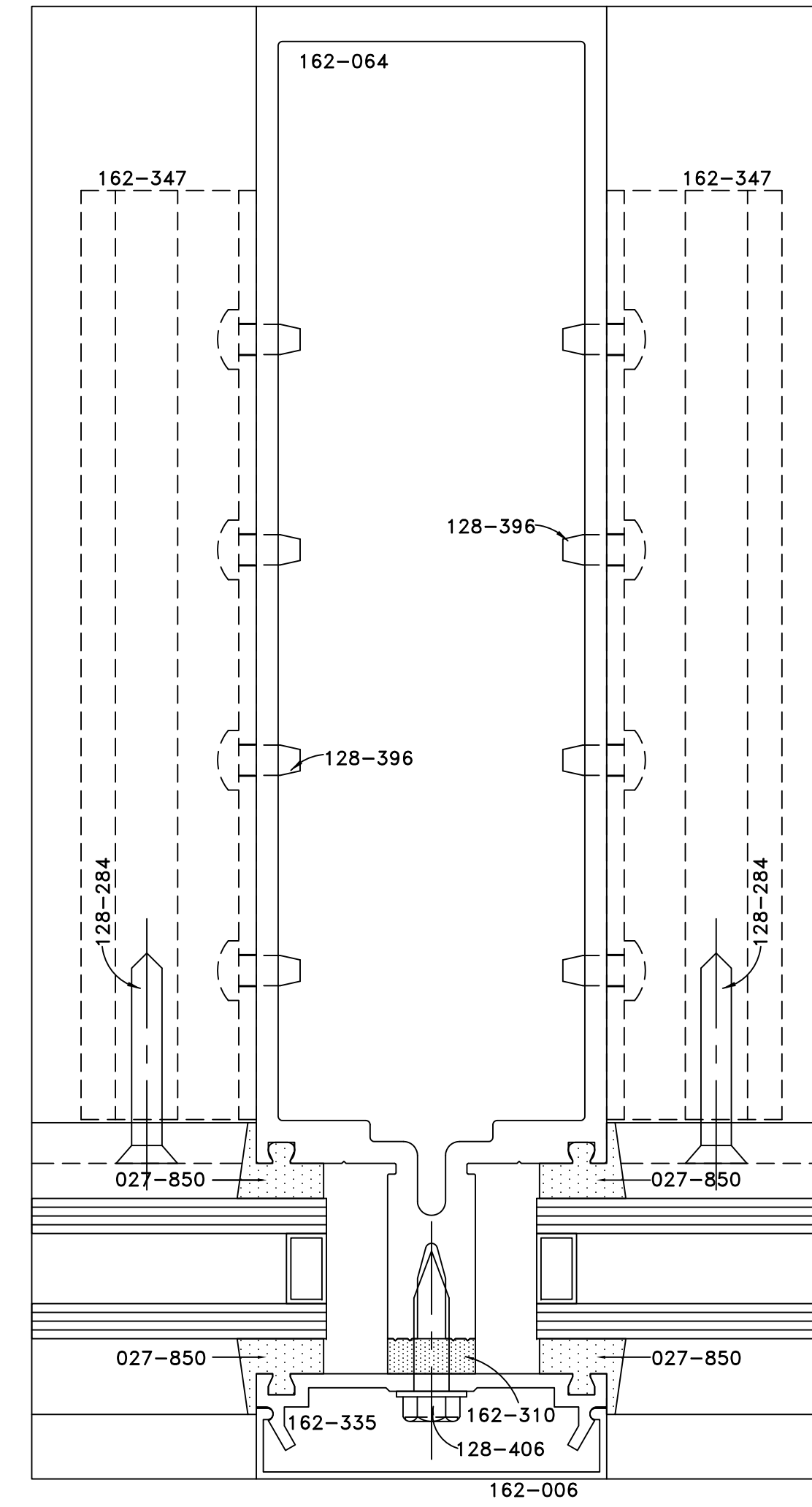
DETAILS
PROJECT NO. XXXXX
DRAWN BKB DATE 02/05/08
SCALE FULL SIZE
FILE NO. D04.DWG
SHEET D04



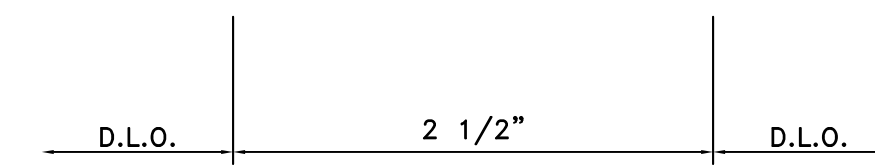
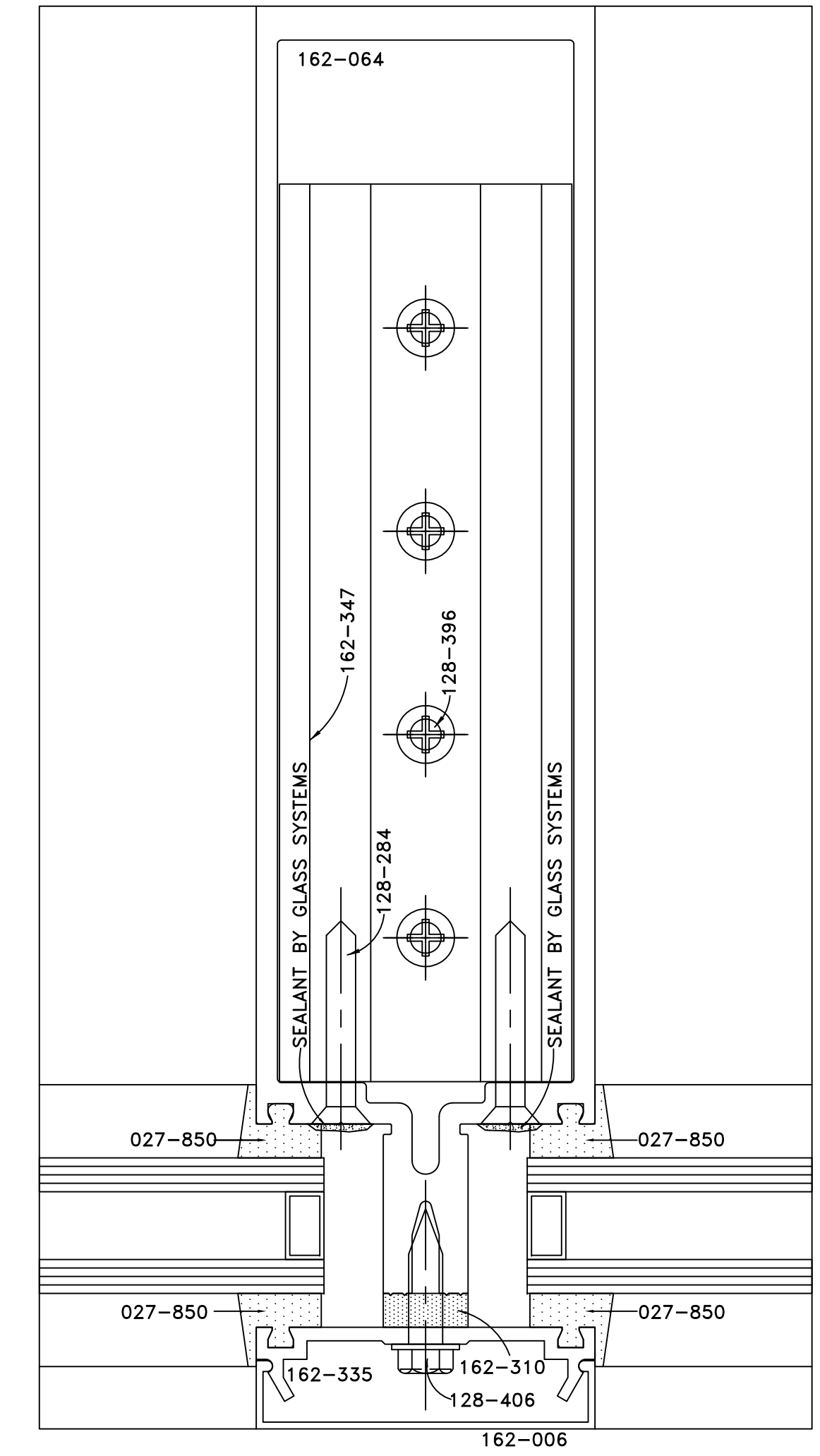
DETAIL 11
 FULL SCALE
 ARCH. REF.: SSG MULLION



DETAIL 12
 FULL SCALE
 ARCH. REF.: 3/A6-04

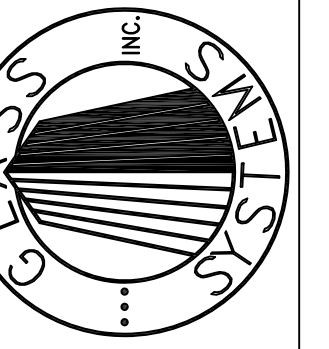


DETAIL 13
 FULL SCALE
 ARCH. REF.: MULLION



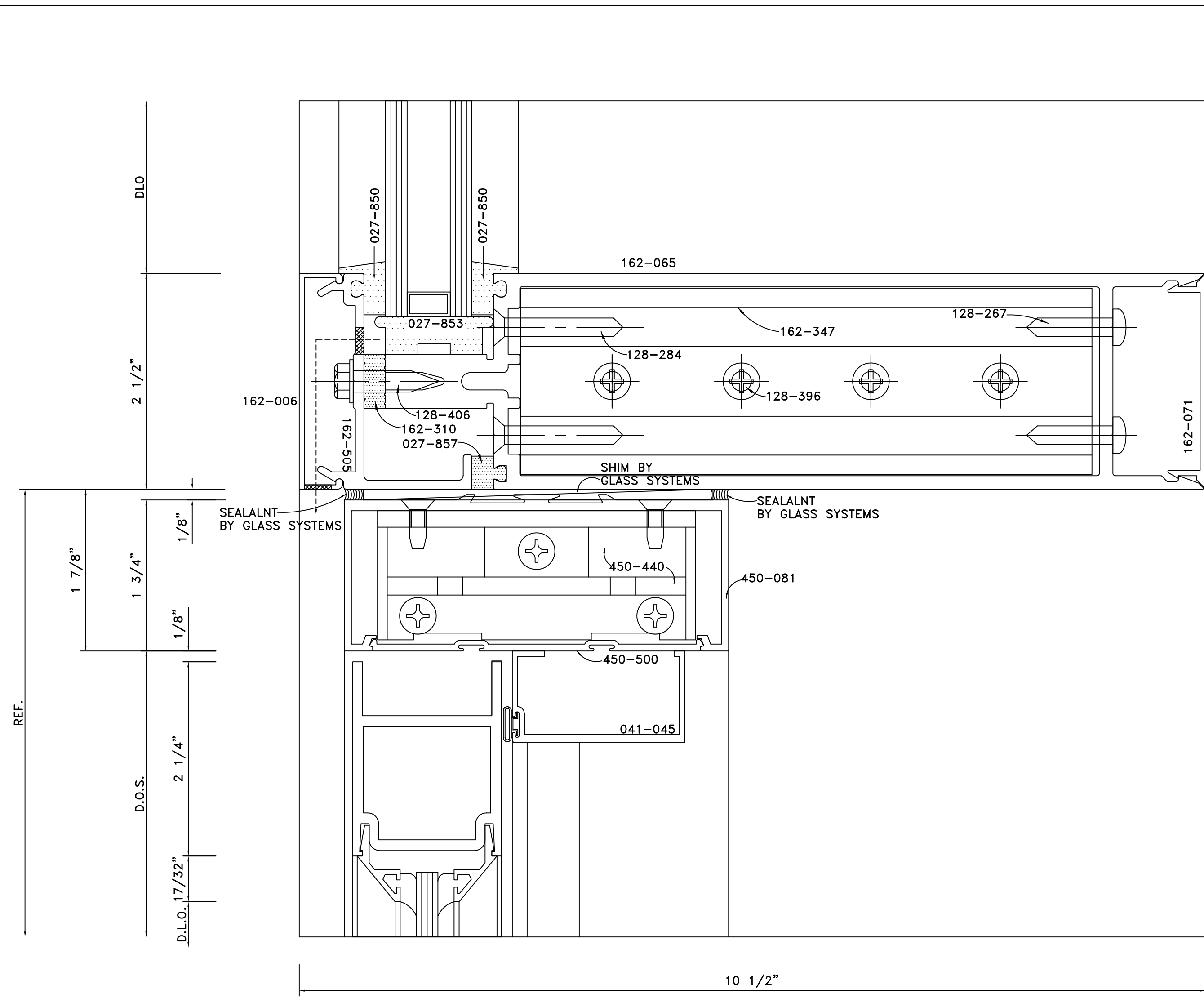
DETAIL 14
 FULL SCALE
 ARCH. REF.: MULLION @ ROTATED CLIP

GLASS SYSTEMS, INC.
 6655 Marbut Road
 Lithonia, GA 30058
 Tel 770 482-5232 Fax 770 482-7438



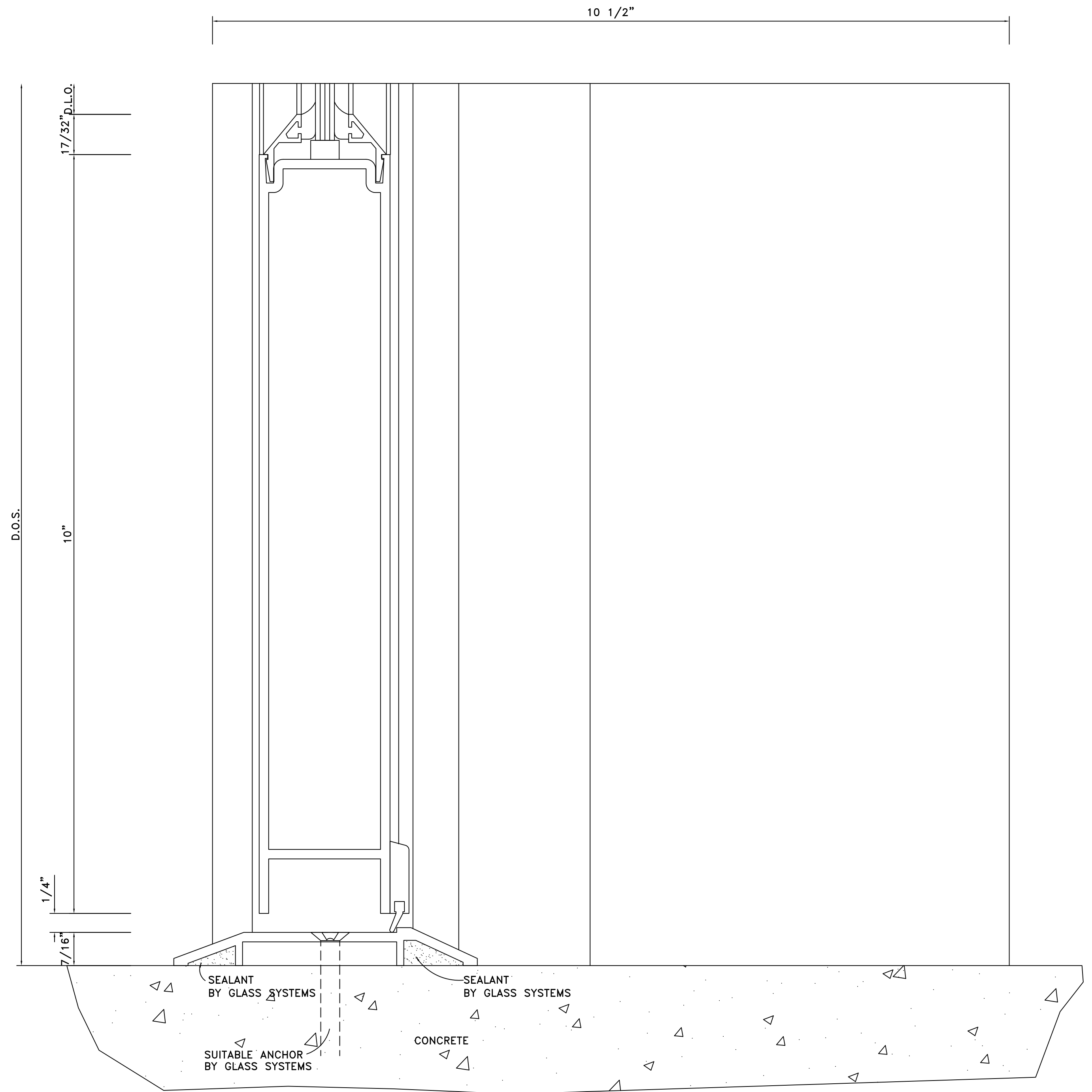
PROJECT
STONEBRIDGE III
 1130 SANCTUARY PARKWAY
 ALPHARETTA, GEORGIA

DETAILS
 PROJECT NO. XXXXX
 DRAWN BKB DATE 02/05/08
 SCALE FULL SIZE
 FILE NO. D05.DWG
 SHEET D05

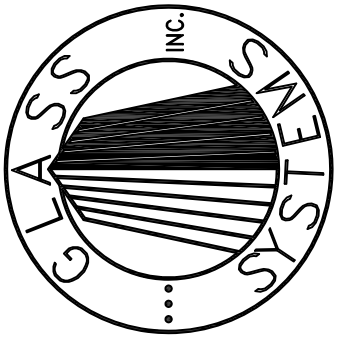


DETAIL 15
 FULL SCALE
 ARCH. REF.: DOOR TOP RAIL

DETAIL 16
 FULL SCALE
 ARCH. REF.: 10" DOOR BOTTOM RAIL



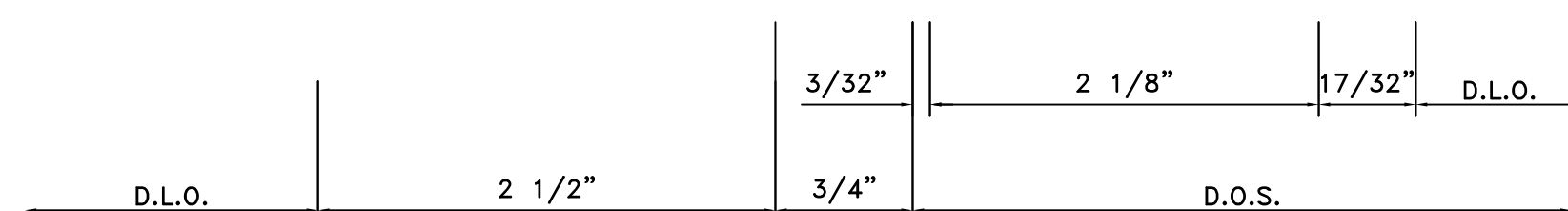
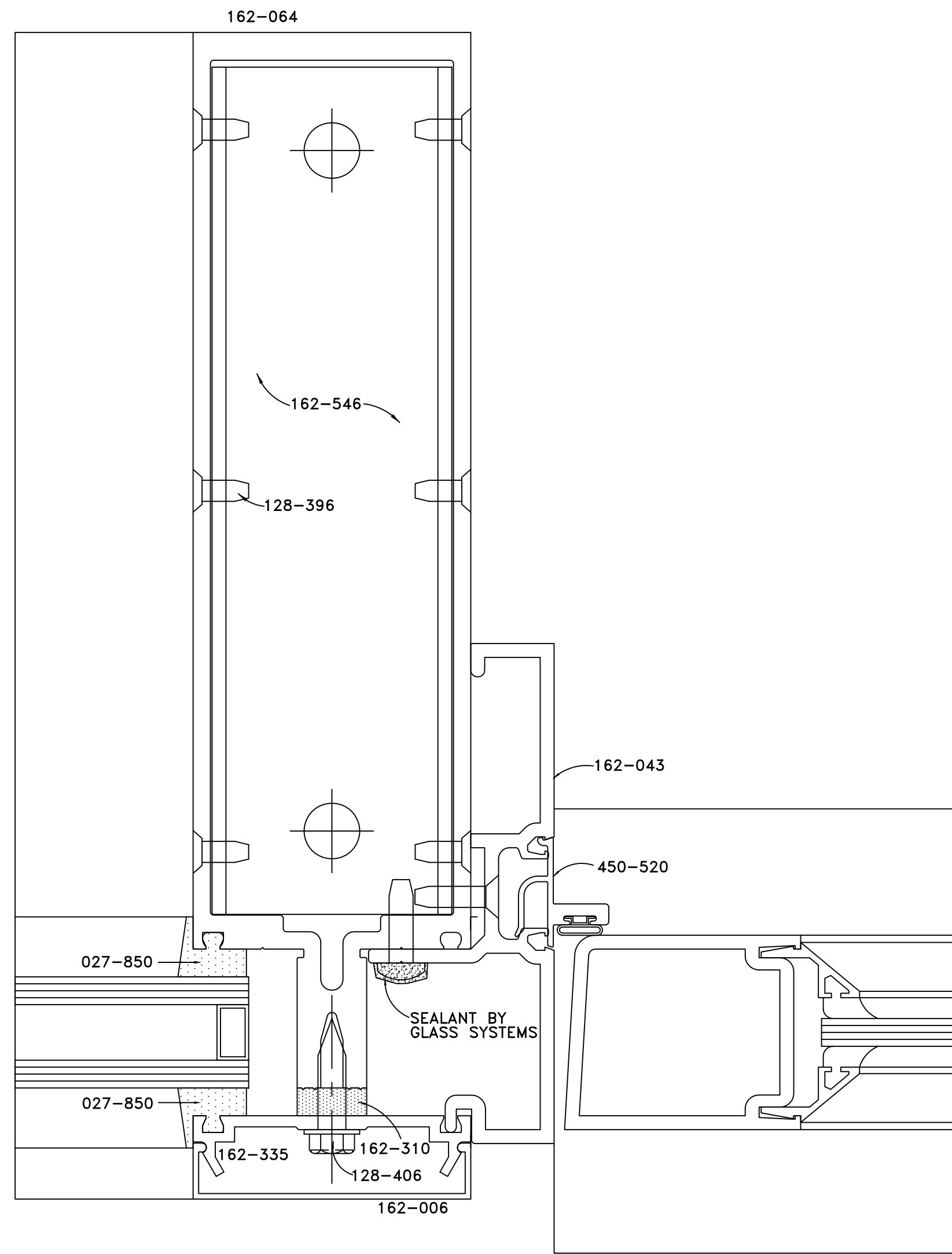
GLASS SYSTEMS, INC.
 6655 Marbut Road
 Lithonia, GA 30058
 Tel 770 482-5232 Fax 770 482-7438



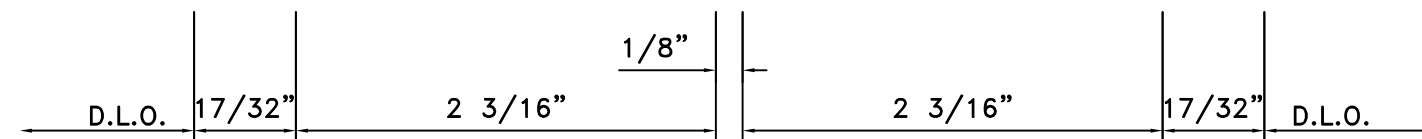
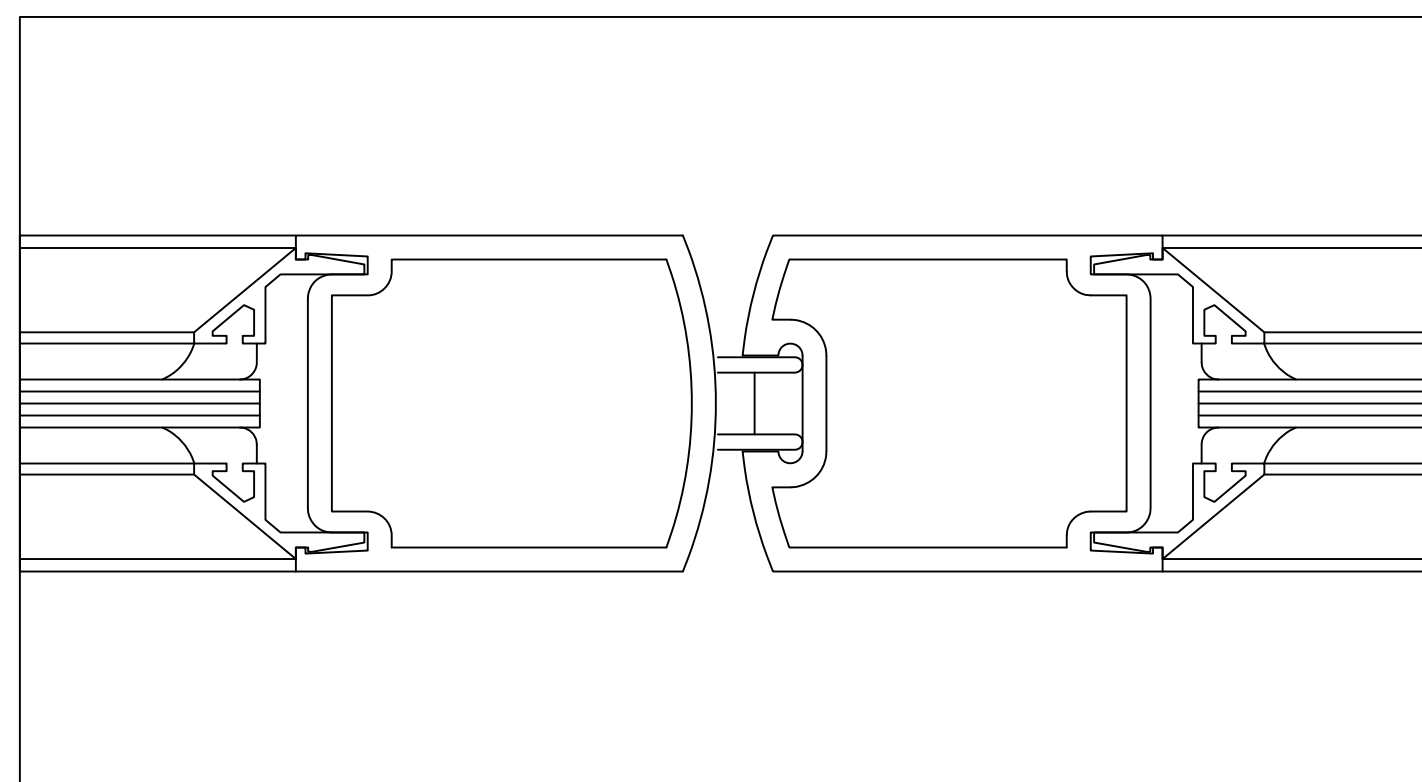
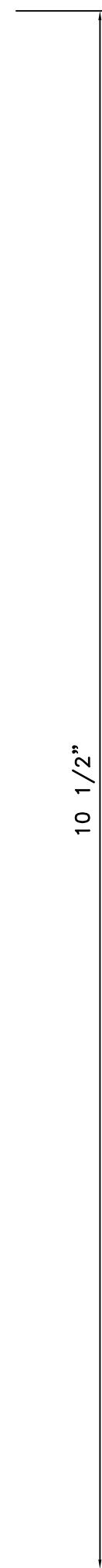
PROJECT
STONEBRIDGE III
 1130 SANCTUARY PARKWAY
 ALPHARETTA, GEORGIA

DETAILS

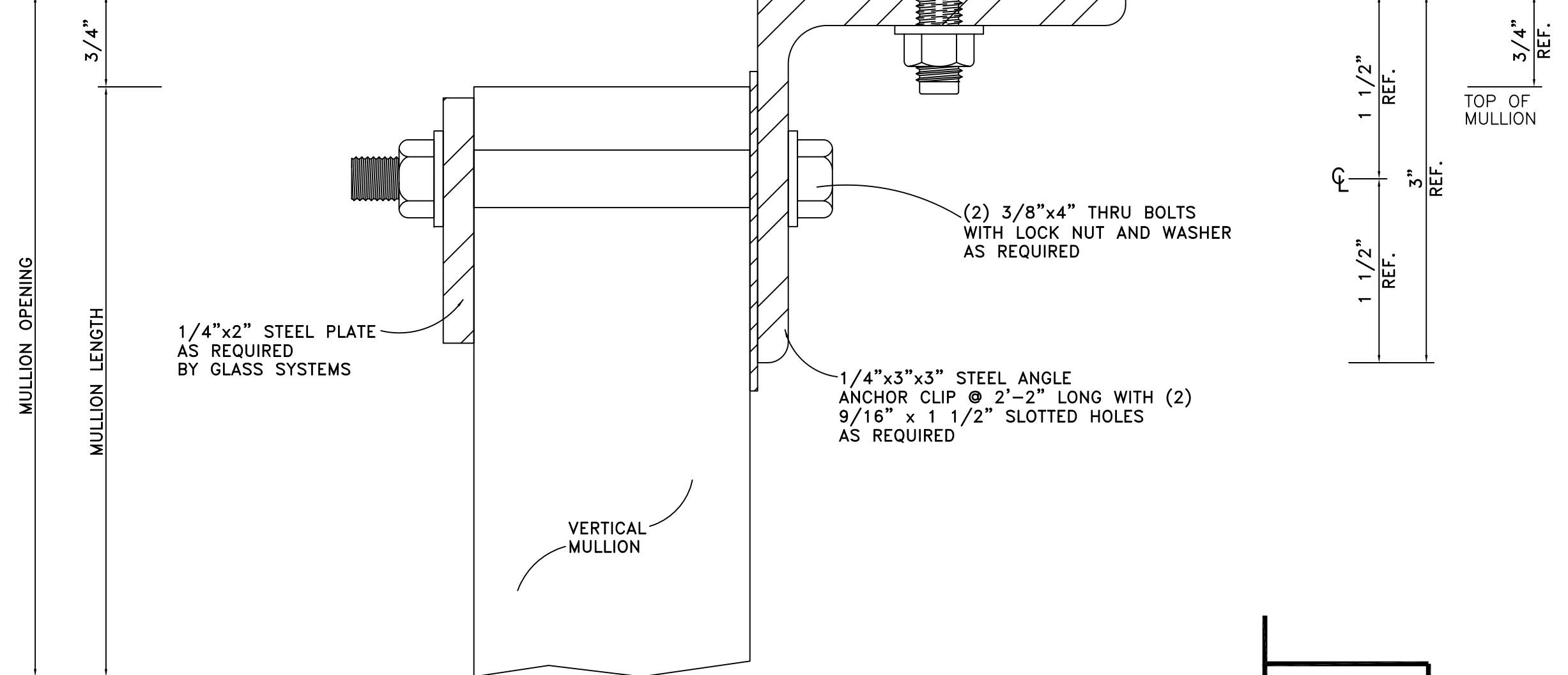
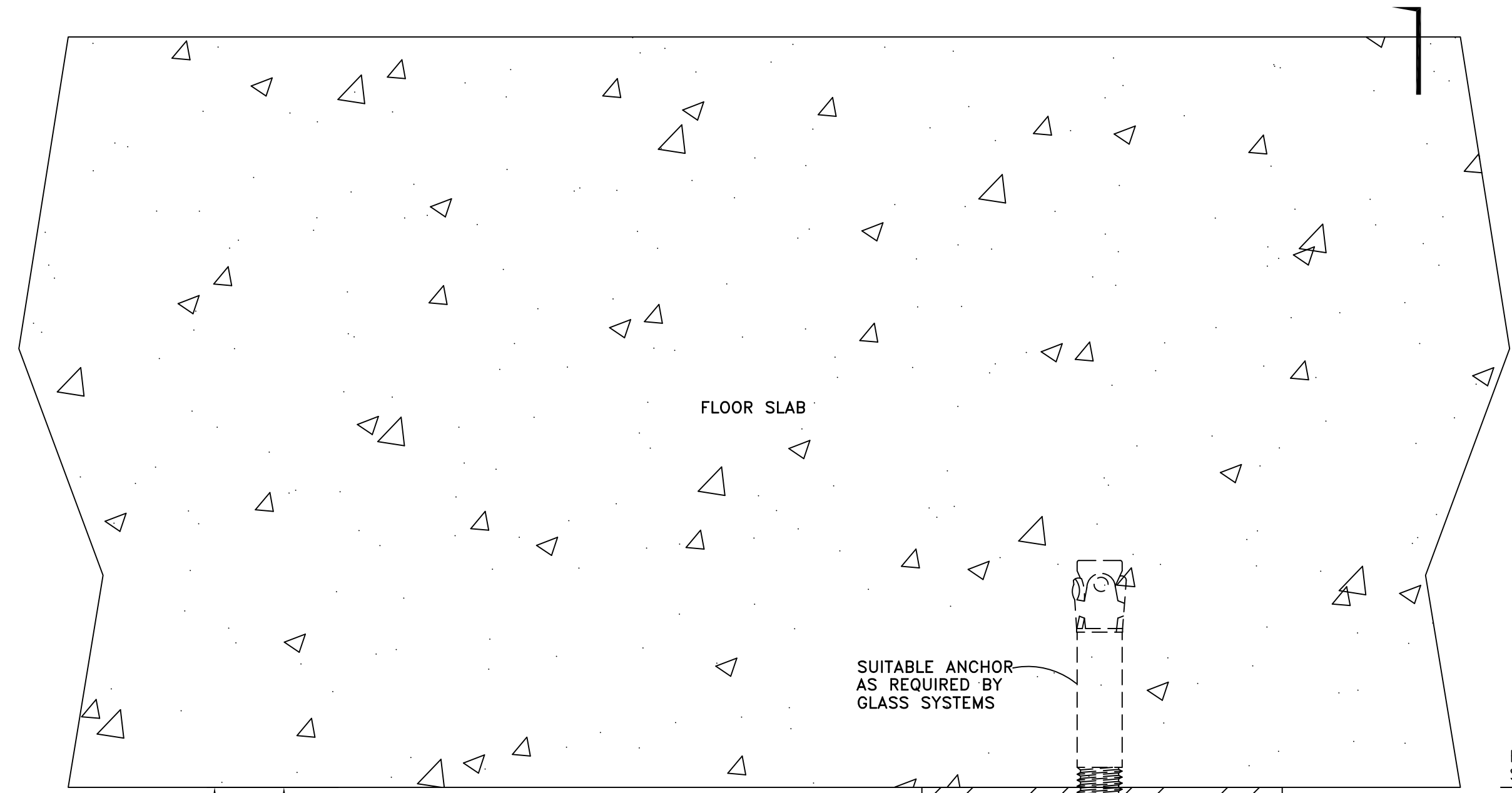
PROJECT NO. XXXXX	
DRAWN BKB	DATE 02/05/08
SCALE FULL SIZE	
FILE NO. D06.DWG	
SHEET D06	



DETAIL 17
FULL SCALE
ARCH. REF.: DOOR JAMB @ SIDELITE



DETAIL 18
FULL SCALE
ARCH. REF.: MEETING STILE



MULLION OPENING
MULLION LENGTH

1/4"x2" STEEL PLATE
AS REQUIRED
BY GLASS SYSTEMS

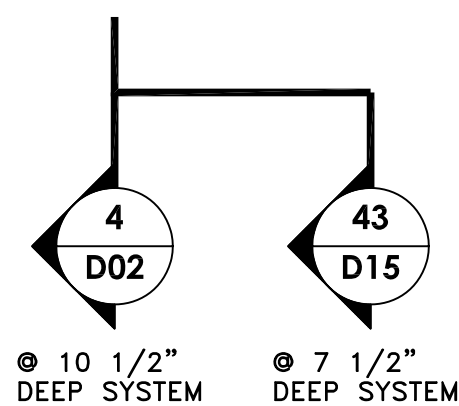
VERTICAL
MULLION

SUITABLE ANCHOR
AS REQUIRED BY
GLASS SYSTEMS

1/4"x3"x3" STEEL ANGLE
ANCHOR CLIP @ 2'-2" LONG WITH (2)
9/16" x 1 1/2" SLOTTED HOLES
AS REQUIRED

(2) 3/8"x4" THRU BOLTS
WITH LOCK NUT AND WASHER
AS REQUIRED


FACE OF SLAB
1 1/2" REF.
TOP OF MULLION
3" REF.
3/4" REF.



DETAIL 19
FULL SCALE

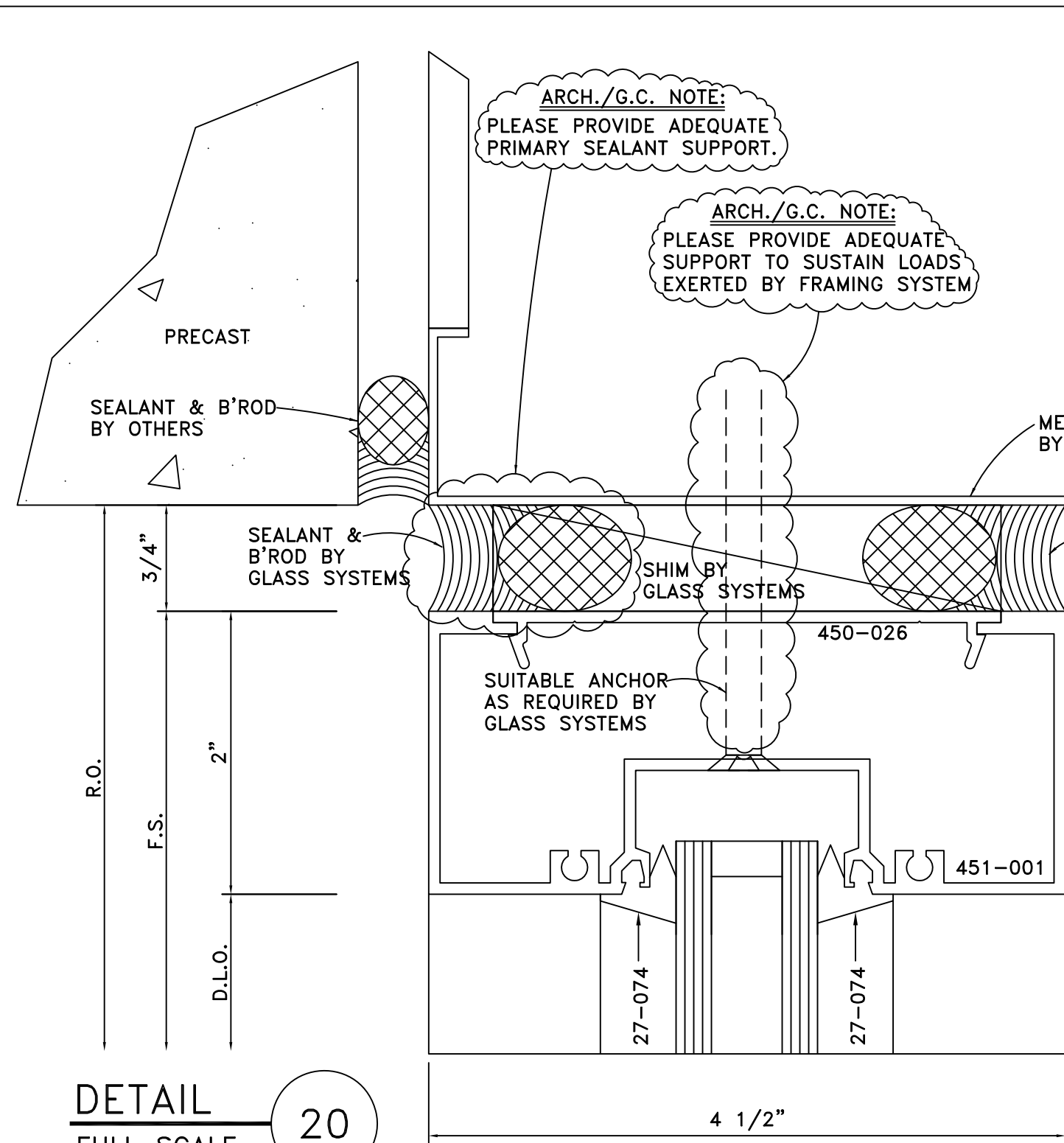
ARCH. REF.: JAMB/MULLION ANCHOR

GLASS SYSTEMS, INC.
6655 Marbut Road
Lithonia, GA 30058
Tel 770 482-5232 Fax 770 482-7438

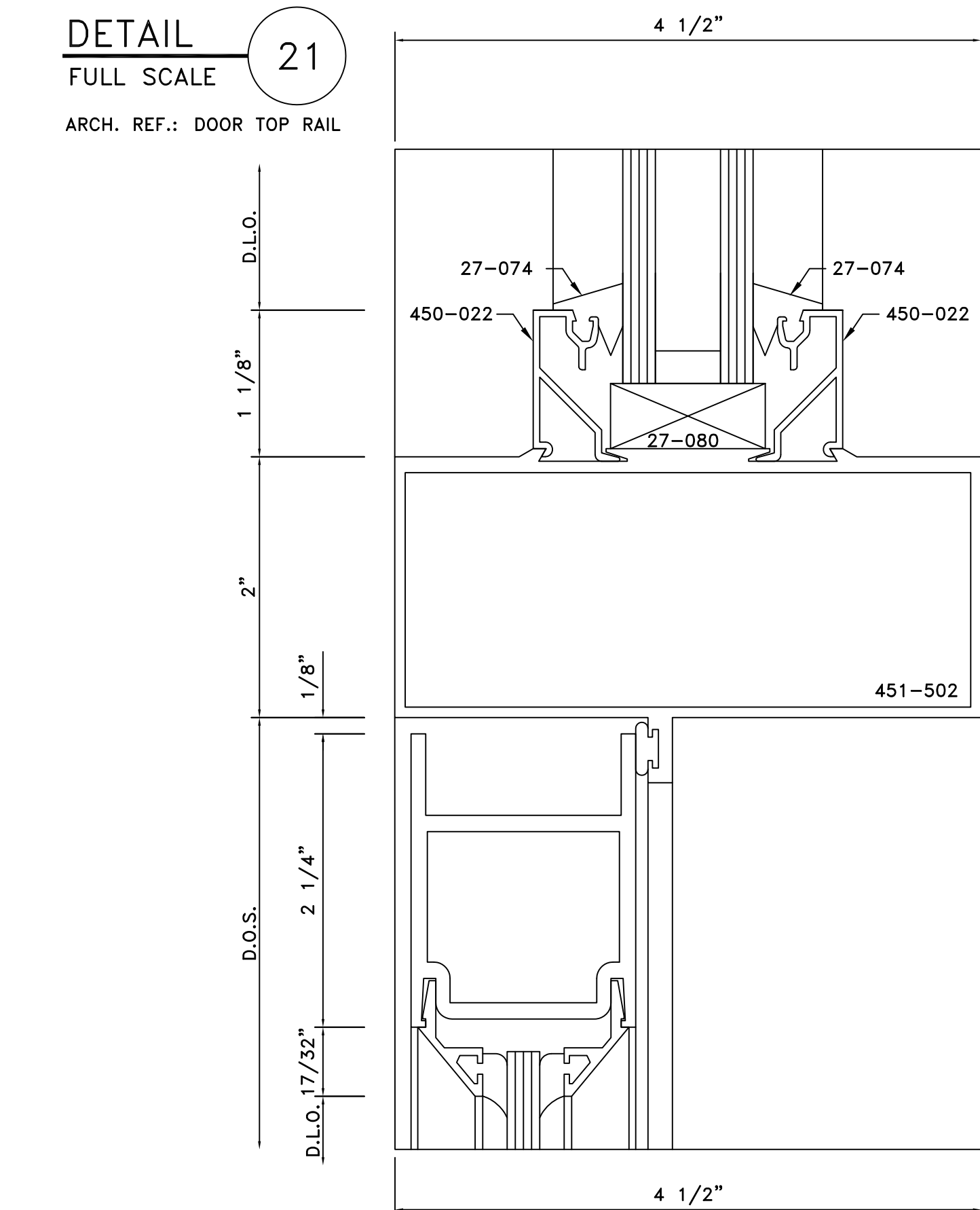


PROJECT
STONEBRIDGE III
1130 SANCTUARY PARKWAY
ALPHARETTA, GEORGIA
DETAILS

PROJECT NO. XXXXX	
DRAWN BKB	DATE 02/05/08
SCALE FULL SIZE	
FILE NO. D07.DWG	
SHEET D07	

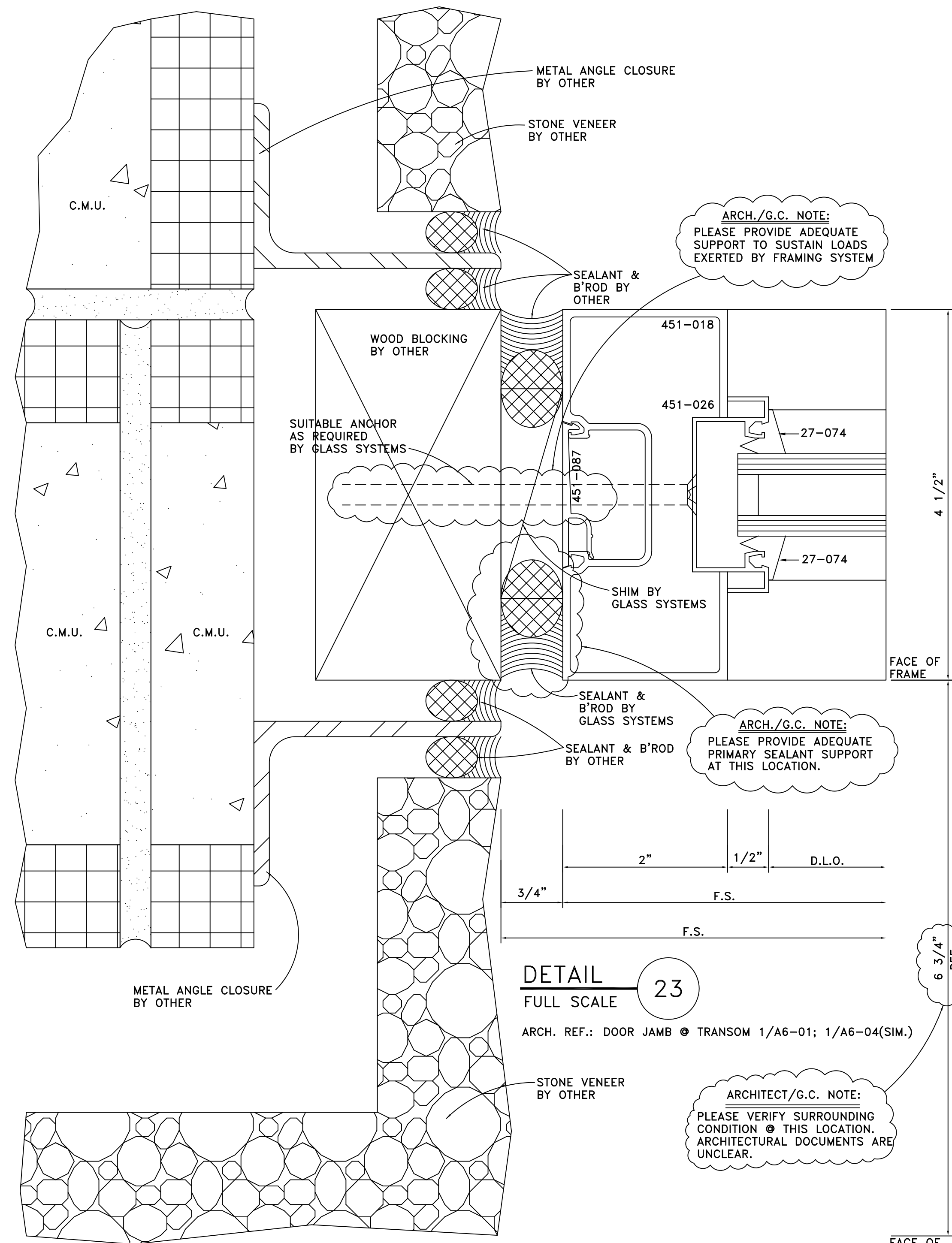
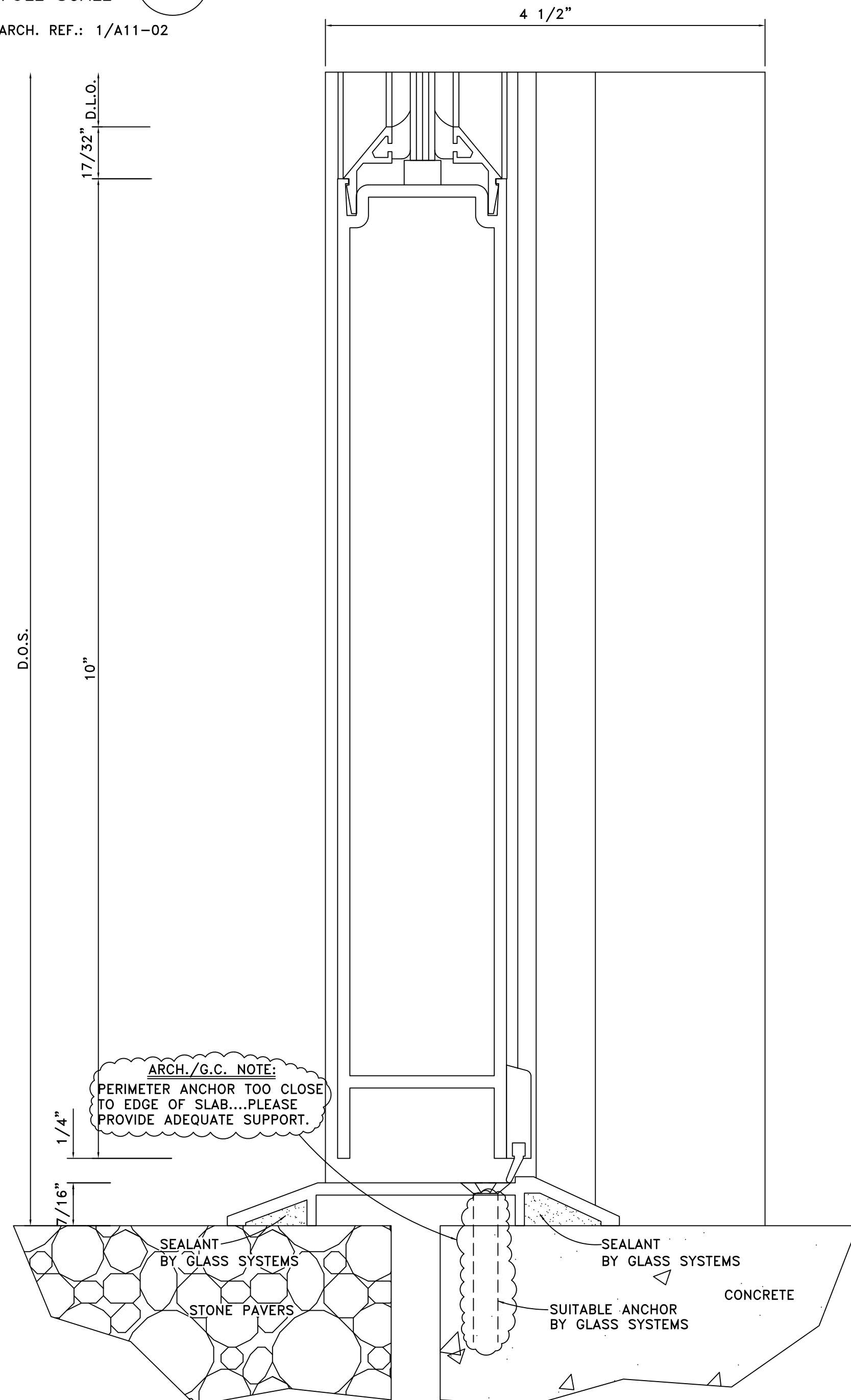


DETAIL 20
FULL SCALE
ARCH. REF.: 1/A11-02



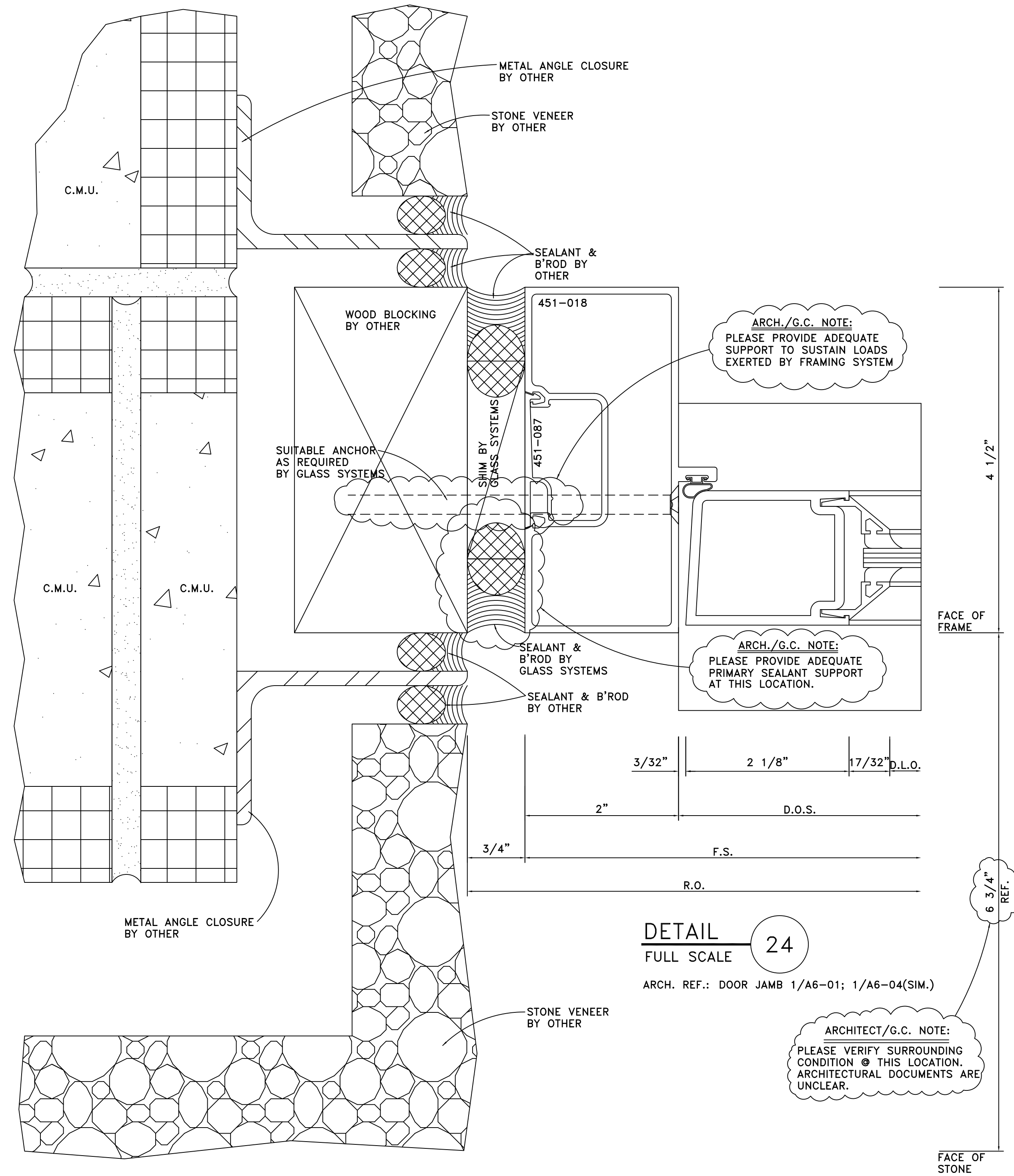
DETAIL 21
FULL SCALE
ARCH. REF.: DOOR TOP RAIL

DETAIL 22
FULL SCALE
ARCH. REF.: 1/A11-02



DETAIL 23
FULL SCALE
ARCH. REF.: DOOR JAMB & TRANSOM 1/A6-01; 1/A6-04(SIM.)

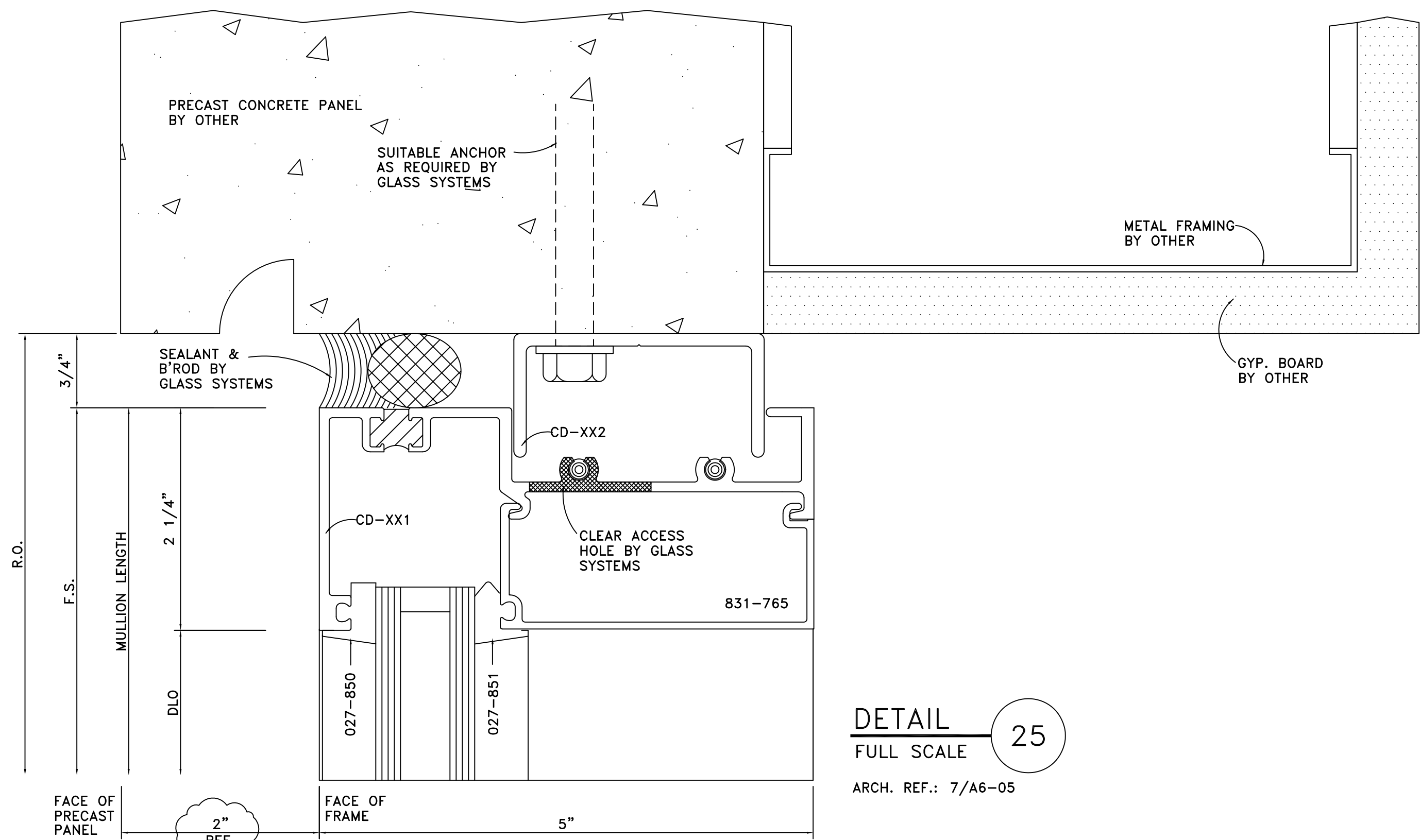
<p>GLASS SYSTEMS, INC. 6655 Marbut Road Lithonia, GA 30058 Tel 770 482-5232 Fax 770 482-7438</p>	
<p>PROJECT STONEBRIDGE III 1130 SANCTUARY PARKWAY ALPHARETTA, GEORGIA</p>	
<p>DETAILS</p>	
<p>PROJECT NO. XXXXX</p>	
<p>DRAWN BKB</p>	<p>DATE 02/05/08</p>
<p>SCALE FULL SIZE</p>	
<p>FILE NO. D08.DWG</p>	
<p>SHEET D08</p>	



DETAIL 24
FULL SCALE

ARCH. REF.: DOOR JAMB 1/A6-01; 1/A6-04(SIM.)

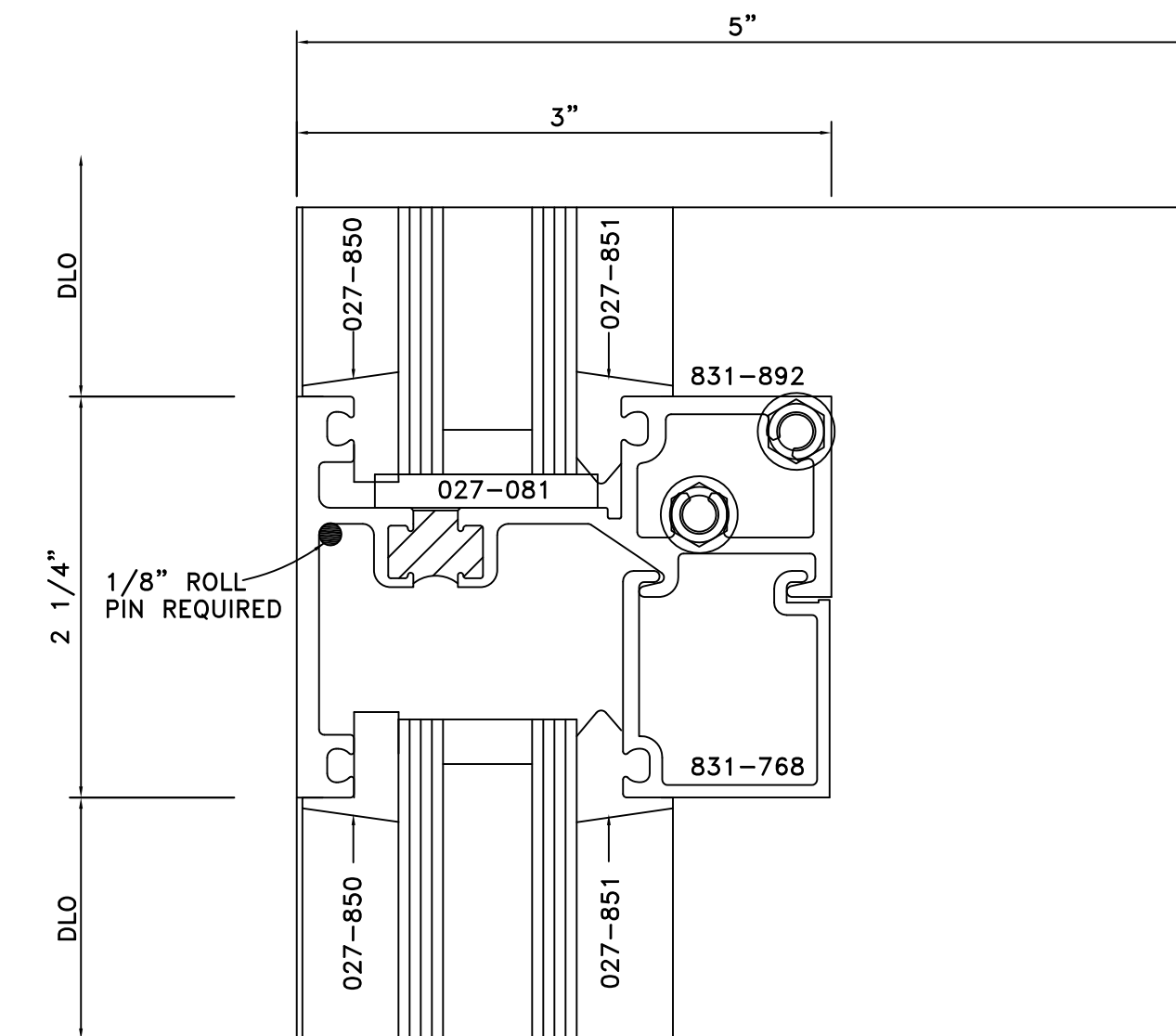
ARCHITECT/G.C. NOTE:
PLEASE VERIFY SURROUNDING CONDITION @ THIS LOCATION. ARCHITECTURAL DOCUMENTS ARE UNCLEAR.



DETAIL 25
FULL SCALE

ARCH. REF.: 7/A6-05


ARCHITECT/G.C. NOTE:
LOCATION OF FACE OF FRAME DEVIATES BETWEEN TYPICAL HORIZONTAL DETAILS 7,8,9/A6-05 TO TYPICAL VERTICAL DETAILS 3,4/A6-03. HORIZONTAL DETAILS INDICATE FACE OF FRAME IS 1'-4" OFF COLUMN LINES WHILE VERTICAL DETAILS INDICATE FACE OF FRAME IS 1'-6" OFF COLUMN LINES. CURRENTLY, FRAMES HAVE BEEN ESTABLISHED BASED ON 1'-6" FROM FACE OF FRAME TO CL OF COLUMN. IF A 2" SETBACK FROM FACE OF PRECAST IS DESIRED @ HEAD & SILL PER DETAILS 7,8,9/A6-05 THEN THE FACE OF PRECAST MUST BE MOVED OUT TO 1'-8" FROM CL OF COLUMN...PLEASE ADVISE!!!



DETAIL 26
FULL SCALE

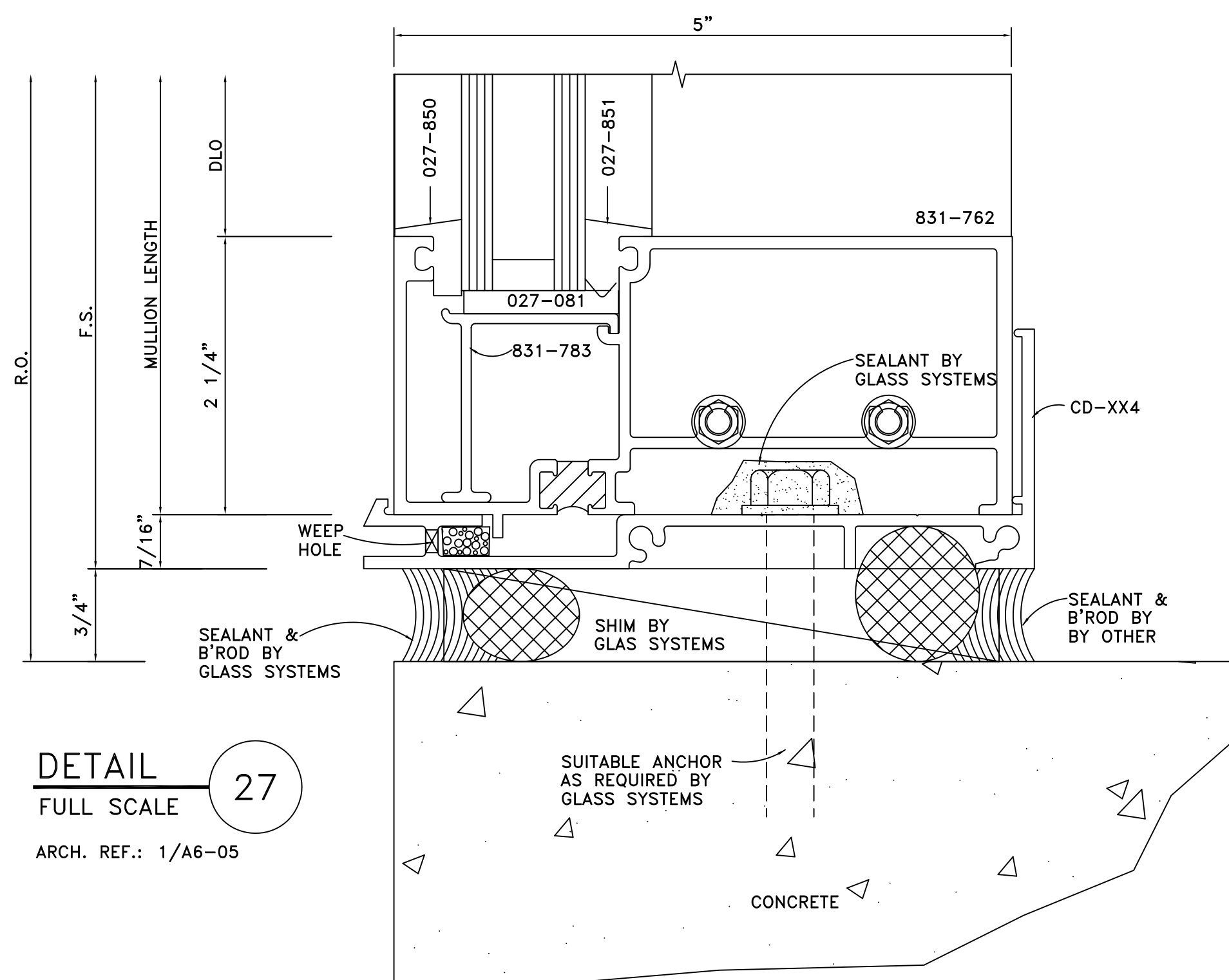
ARCH. REF.: SHALLOW HORIZONTAL

GLASS SYSTEMS, INC.
6655 Marbut Road
Lithonia, GA 30058
Tel 770 482-5232 Fax 770 482-7438



PROJECT
STONEBRIDGE III
1130 SANCTUARY PARKWAY
ALPHARETTA, GEORGIA

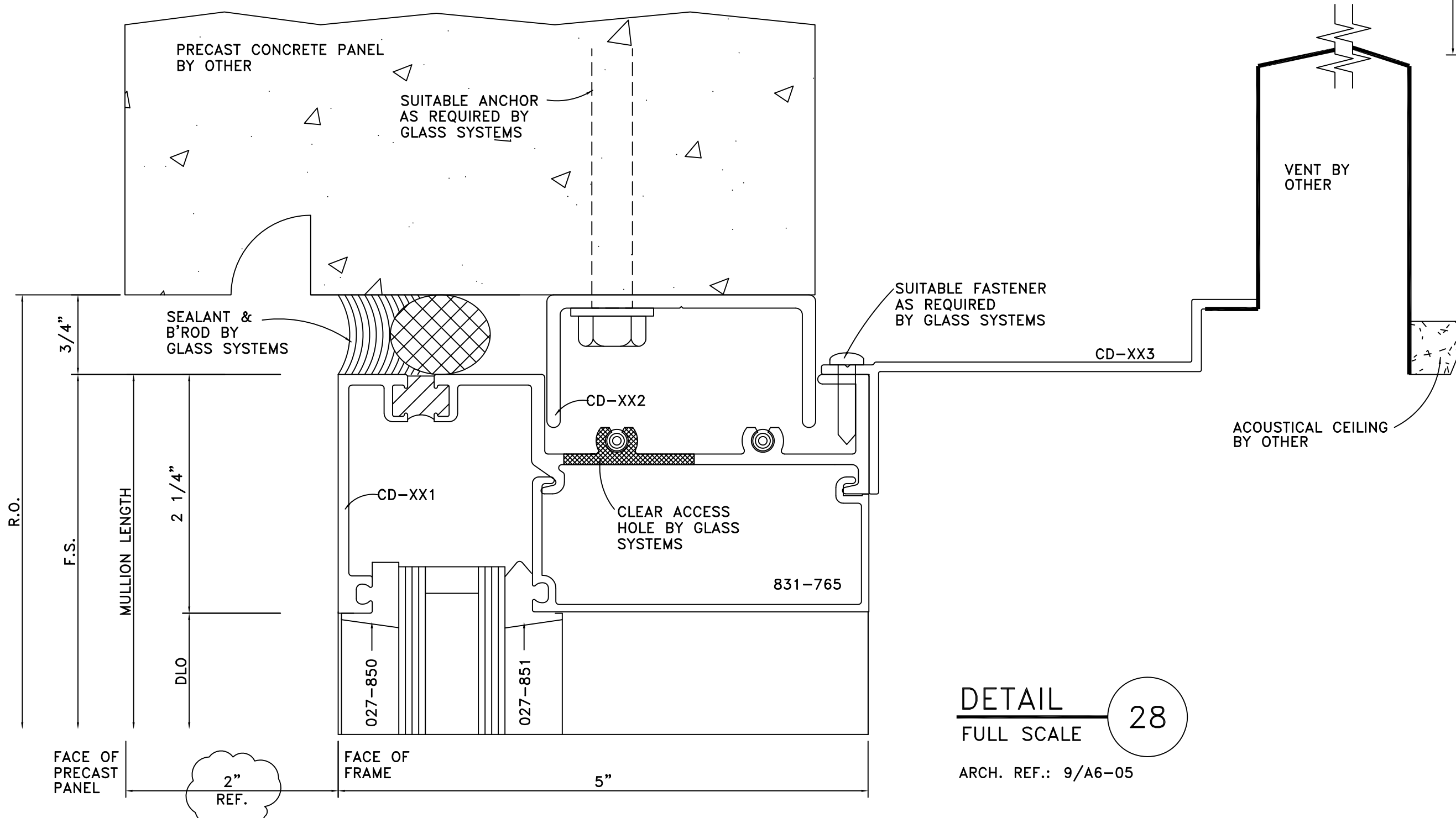
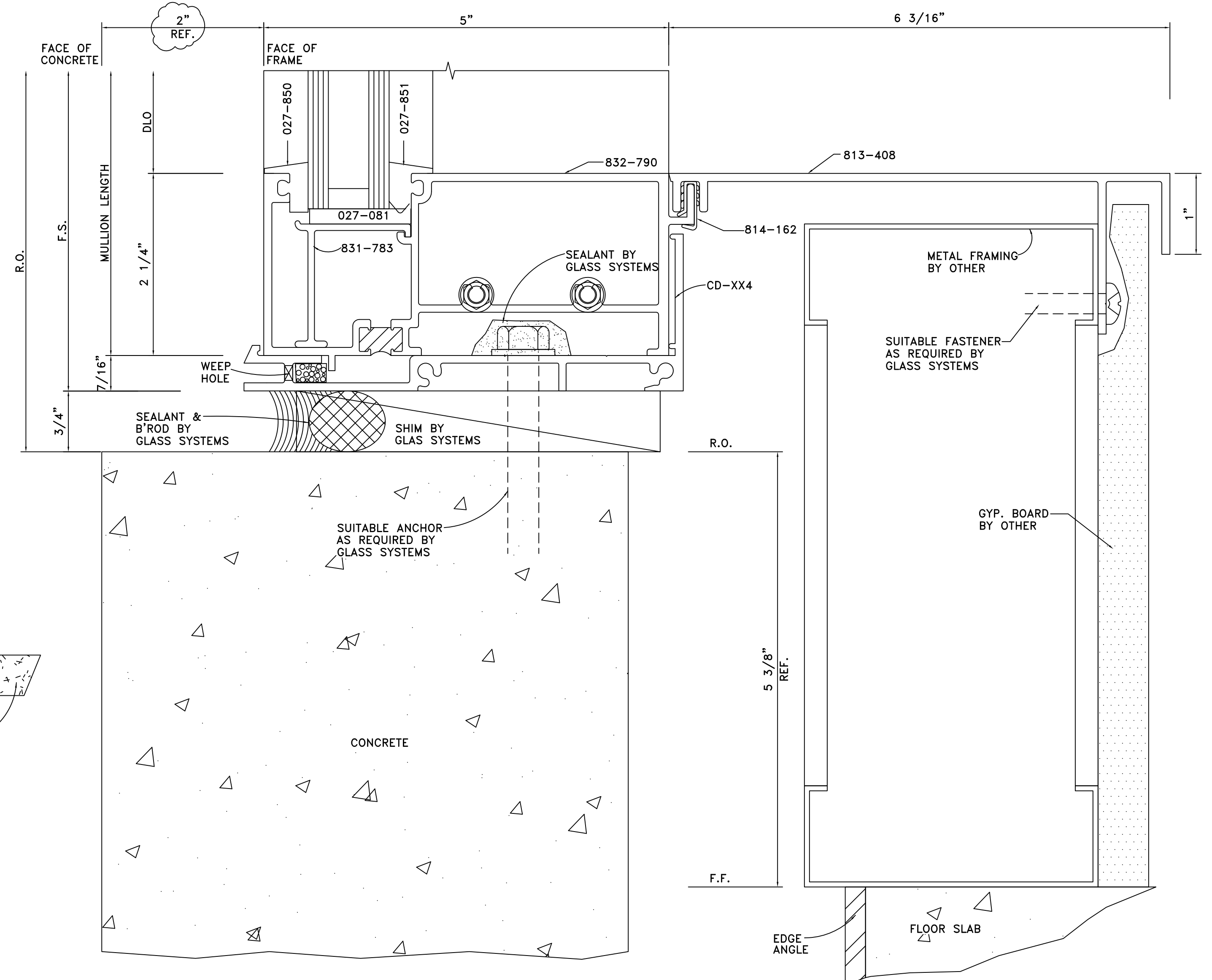
DETAILS
PROJECT NO. XXXXX
DRAWN BKB DATE 02/05/08
SCALE FULL SIZE
FILE NO. D09.DWG
SHEET D09



DETAIL 27
FULL SCALE
ARCH. REF.: 1/A6-05

ARCHITECT/G.C. NOTE:
LOCATION OF FACE OF FRAME DEVIATES BETWEEN TYPICAL HORIZONTAL DETAILS 7,8,9/A6-05 TO TYPICAL VERTICAL DETAILS 3,4/A6-03. HORIZONTAL DETAILS INDICATE FACE OF FRAME IS 1'-4" OFF COLUMN LINES WHILE VERTICAL DETAILS INDICATE FACE OF FRAME IS 1'-6" OFF COLUMN LINES. CURRENTLY, FRAMES HAVE BEEN ESTABLISHED BASED ON 1'-6" FROM FACE OF FRAME TO CL OF COLUMN. IF A 2" SETBACK FROM FACE OF PRECAST IS DESIRED @ HEAD & SILL PER DETAILS 7,8,9/A6-05 THEN THE FACE OF PRECAST MUST BE MOVED OUT TO 1'-8" FROM CL OF COLUMN...PLEASE ADVISE!!!

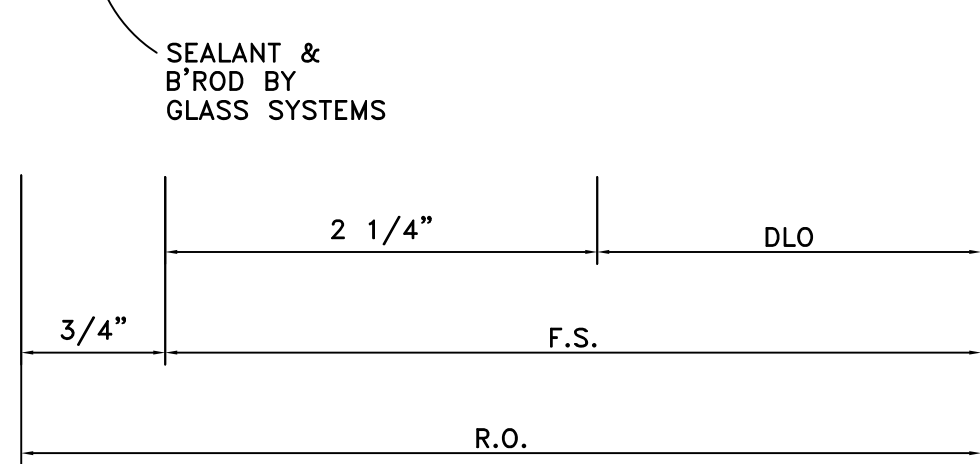
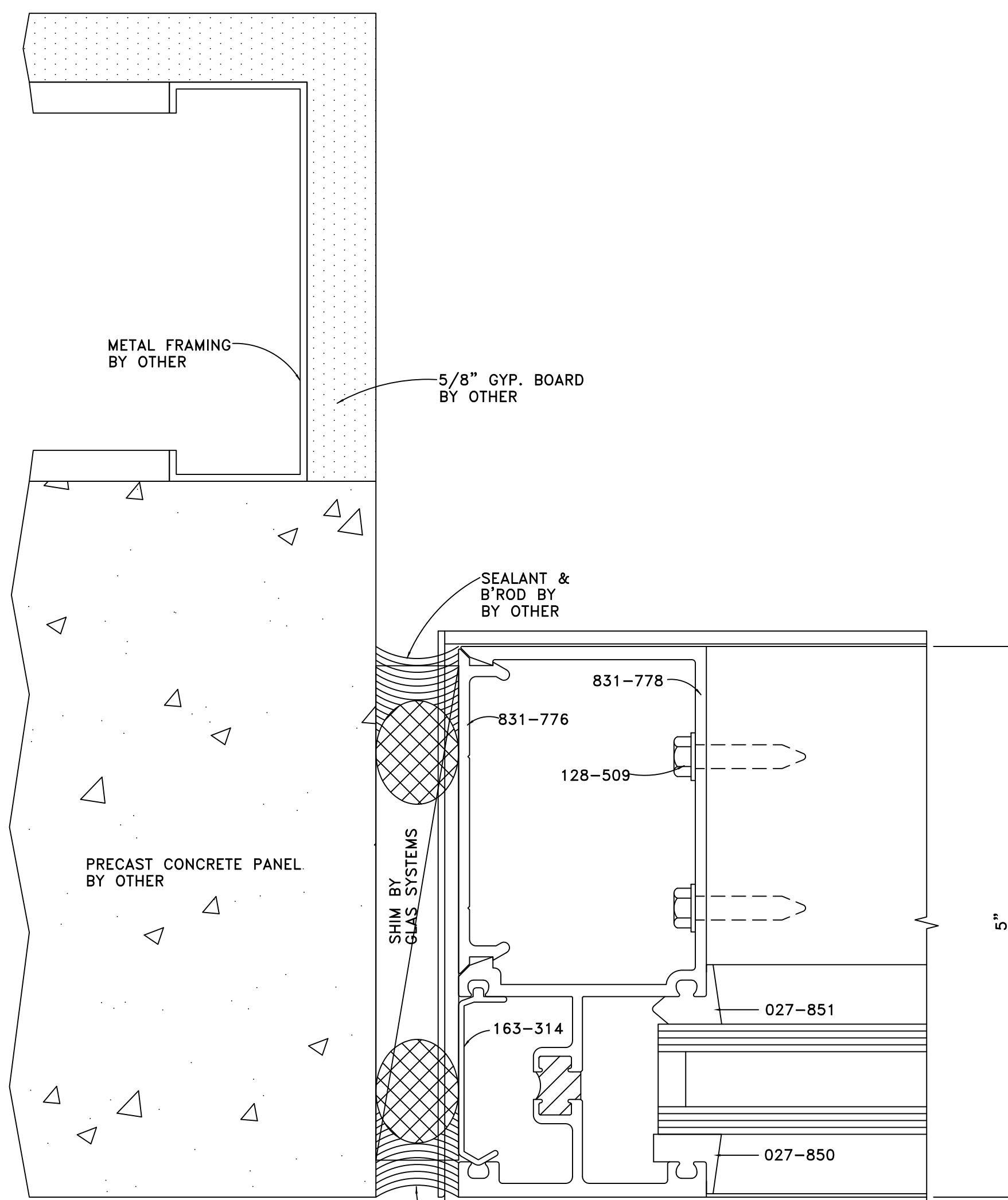
DETAIL 29
FULL SCALE
ARCH. REF.: 8/A6-05



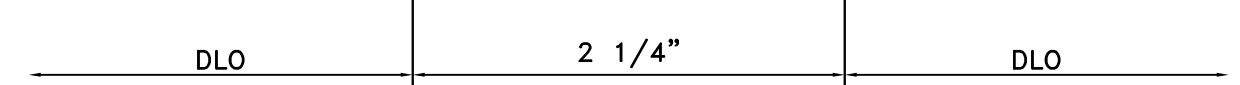
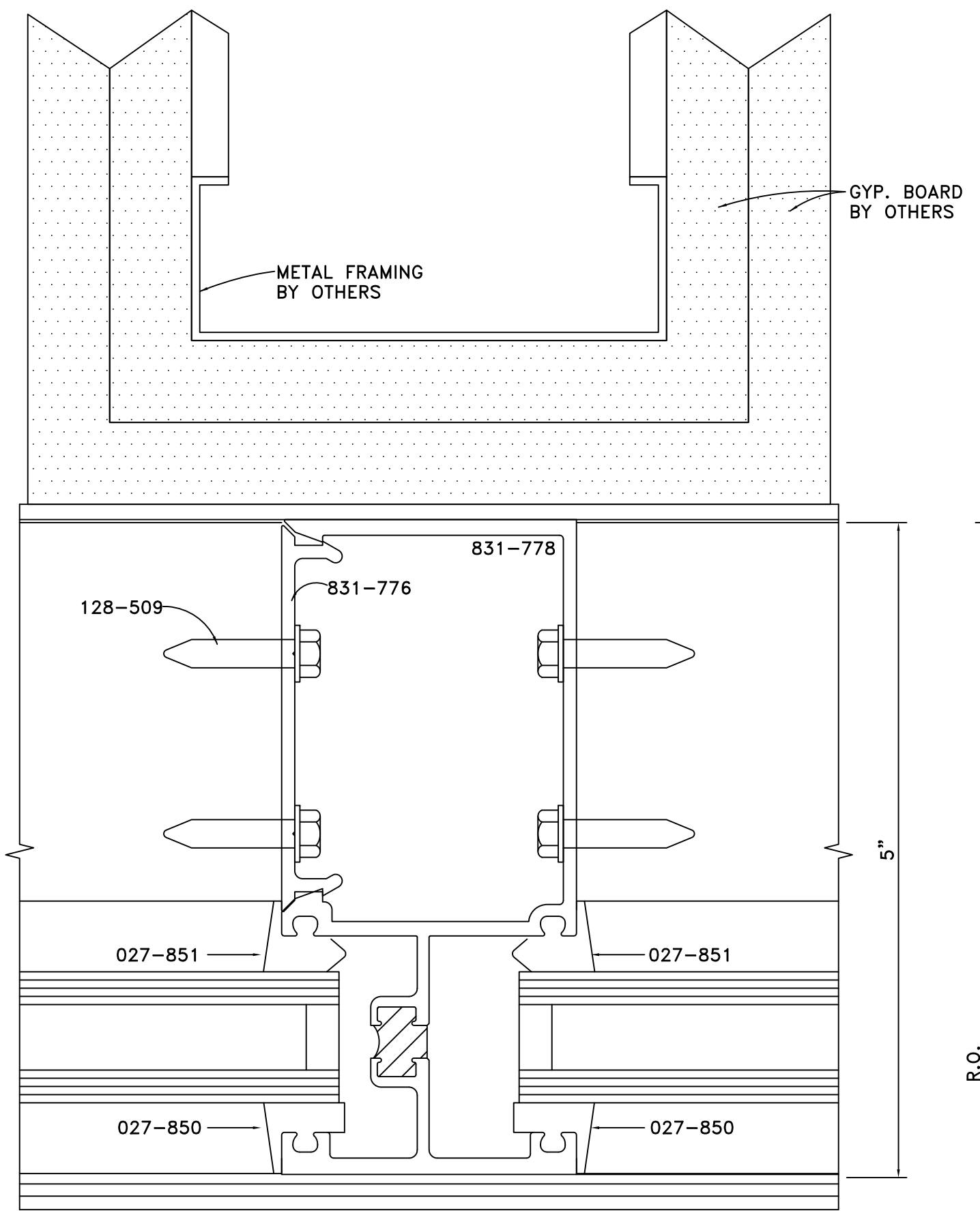
DETAIL 28
FULL SCALE
ARCH. REF.: 9/A6-05

ARCHITECT/G.C. NOTE:
LOCATION OF FACE OF FRAME DEVIATES BETWEEN TYPICAL HORIZONTAL DETAILS 7,8,9/A6-05 TO TYPICAL VERTICAL DETAILS 3,4/A6-03. HORIZONTAL DETAILS INDICATE FACE OF FRAME IS 1'-4" OFF COLUMN LINES WHILE VERTICAL DETAILS INDICATE FACE OF FRAME IS 1'-6" OFF COLUMN LINES. CURRENTLY, FRAMES HAVE BEEN ESTABLISHED BASED ON 1'-6" FROM FACE OF FRAME TO CL OF COLUMN. IF A 2" SETBACK FROM FACE OF PRECAST IS DESIRED @ HEAD & SILL PER DETAILS 7,8,9/A6-05 THEN THE FACE OF PRECAST MUST BE MOVED OUT TO 1'-8" FROM CL OF COLUMN...PLEASE ADVISE!!!

<p>GLASS SYSTEMS, INC. 6655 Marbut Road Lithonia, GA 30058 Tel 770 482-5232 Fax 770 482-7438</p>	
<p>PROJECT STONEBRIDGE III 1130 SANCTUARY PARKWAY ALPHARETTA, GEORGIA</p>	
<p>PROJECT NO. XXXXX</p>	
<p>DRAWN BKB</p>	<p>DATE 02/05/08</p>
<p>SCALE FULL SIZE</p>	
<p>FILE NO. D10.DWG</p>	
<p>SHEET D10</p>	



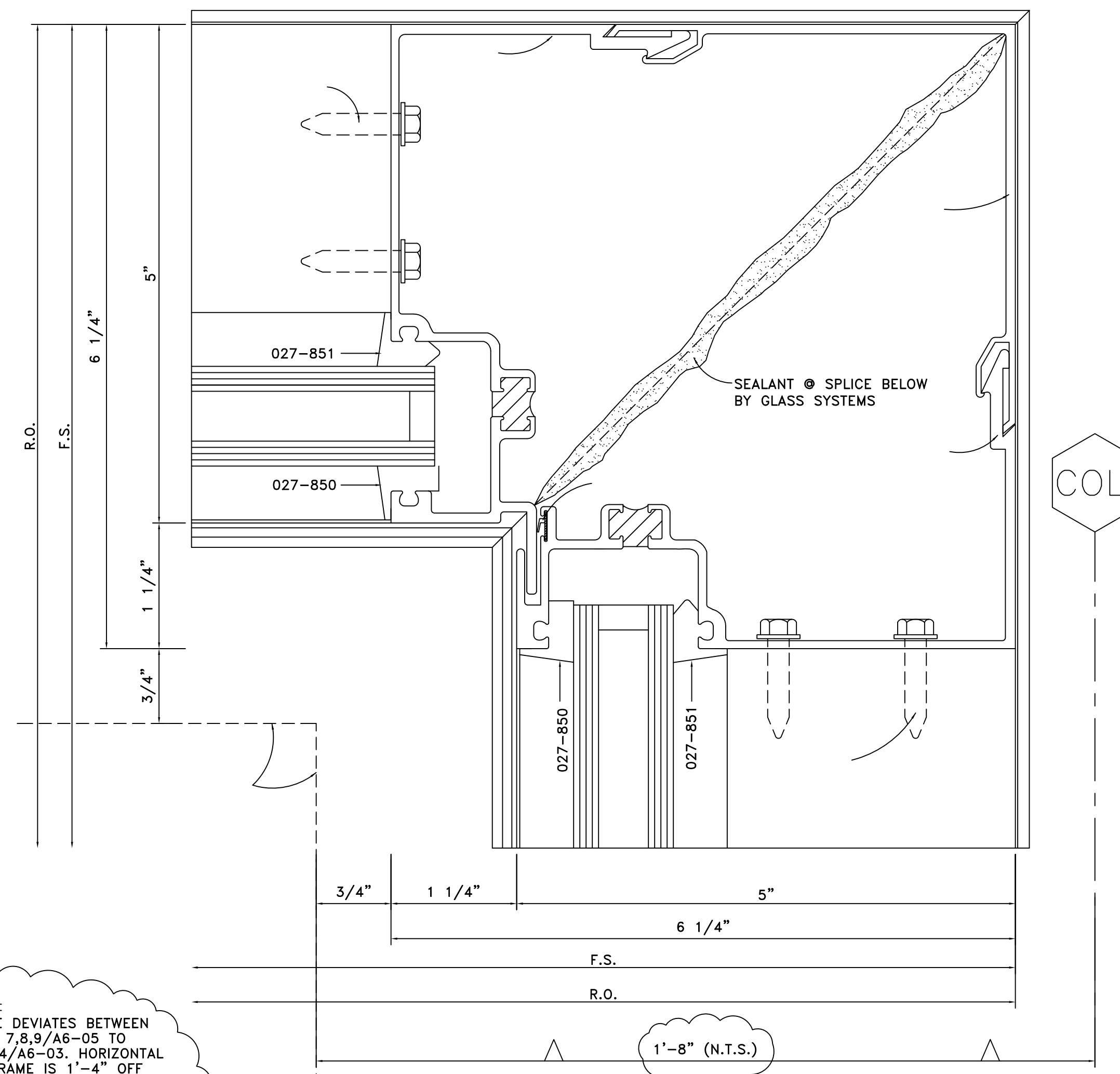
DETAIL 30
FULL SCALE
ARCH. REF.: 3,4/A6-03



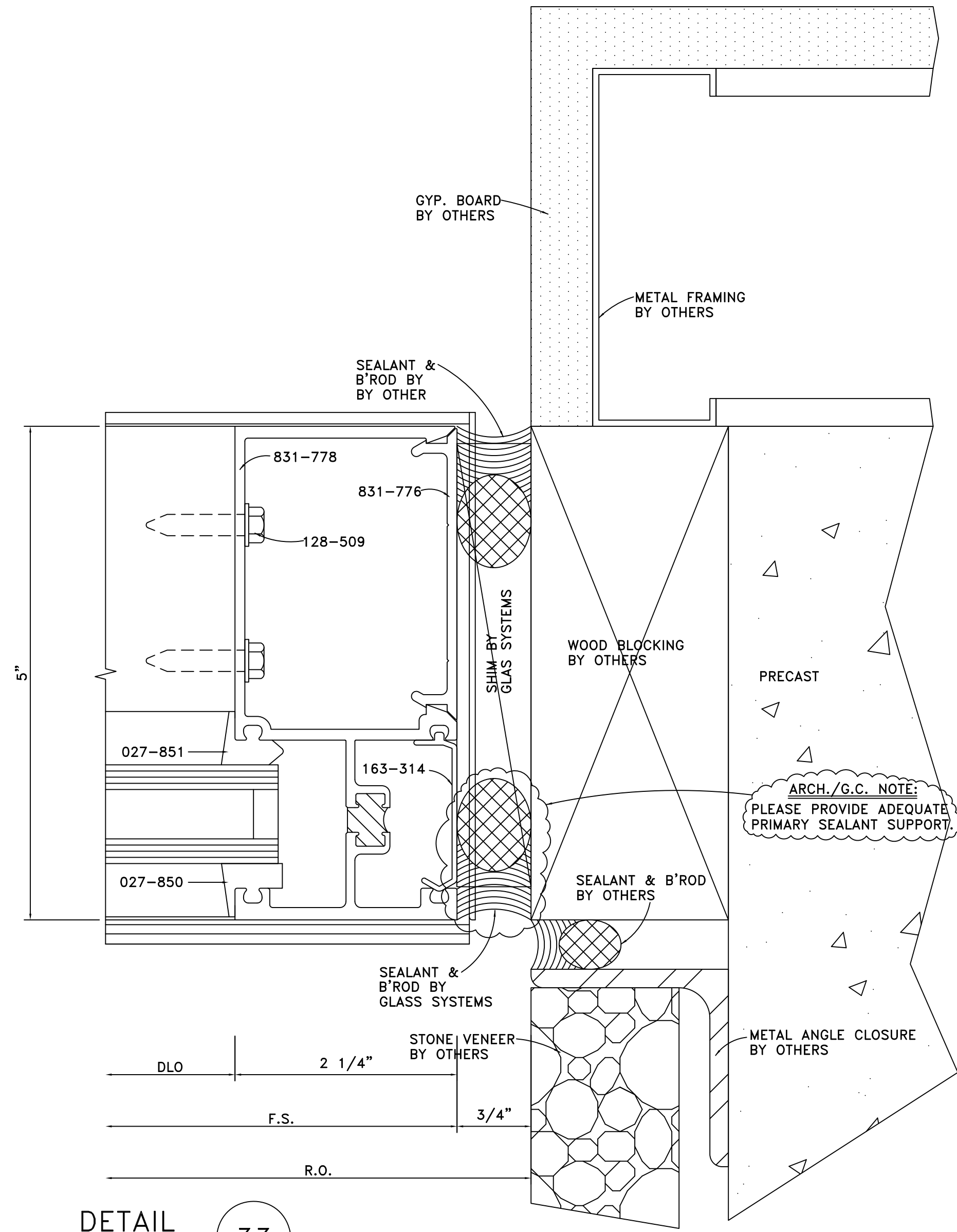
DETAIL 31
FULL SCALE
ARCH. REF.: MULLION WITHOUT CONDITION

DETAIL 31A
FULL SCALE
ARCH. REF.: MULLION WITH CONDITION

ARCHITECT/G.C. NOTE:
LOCATION OF FACE OF FRAME DEVIATES BETWEEN TYPICAL HORIZONTAL DETAILS 7,8,9/A6-05 TO TYPICAL VERTICAL DETAILS 3,4/A6-03. HORIZONTAL DETAILS INDICATE FACE OF FRAME IS 1'-4" OFF COLUMN LINES WHILE VERTICAL DETAILS INDICATE FACE OF FRAME IS 1'-6" OFF COLUMN LINES. CURRENTLY, FRAMES HAVE BEEN ESTABLISHED BASED ON 1'-6" FROM FACE OF FRAME TO CL OF COLUMN. IF A 2" SETBACK FROM FACE OF PRECAST IS DESIRED @ HEAD & SILL PER DETAILS 7,8,9/A6-05 THEN THE FACE OF PRECAST MUST BE MOVED OUT TO 1'-8" FROM CL OF COLUMN...PLEASE ADVISE!!!

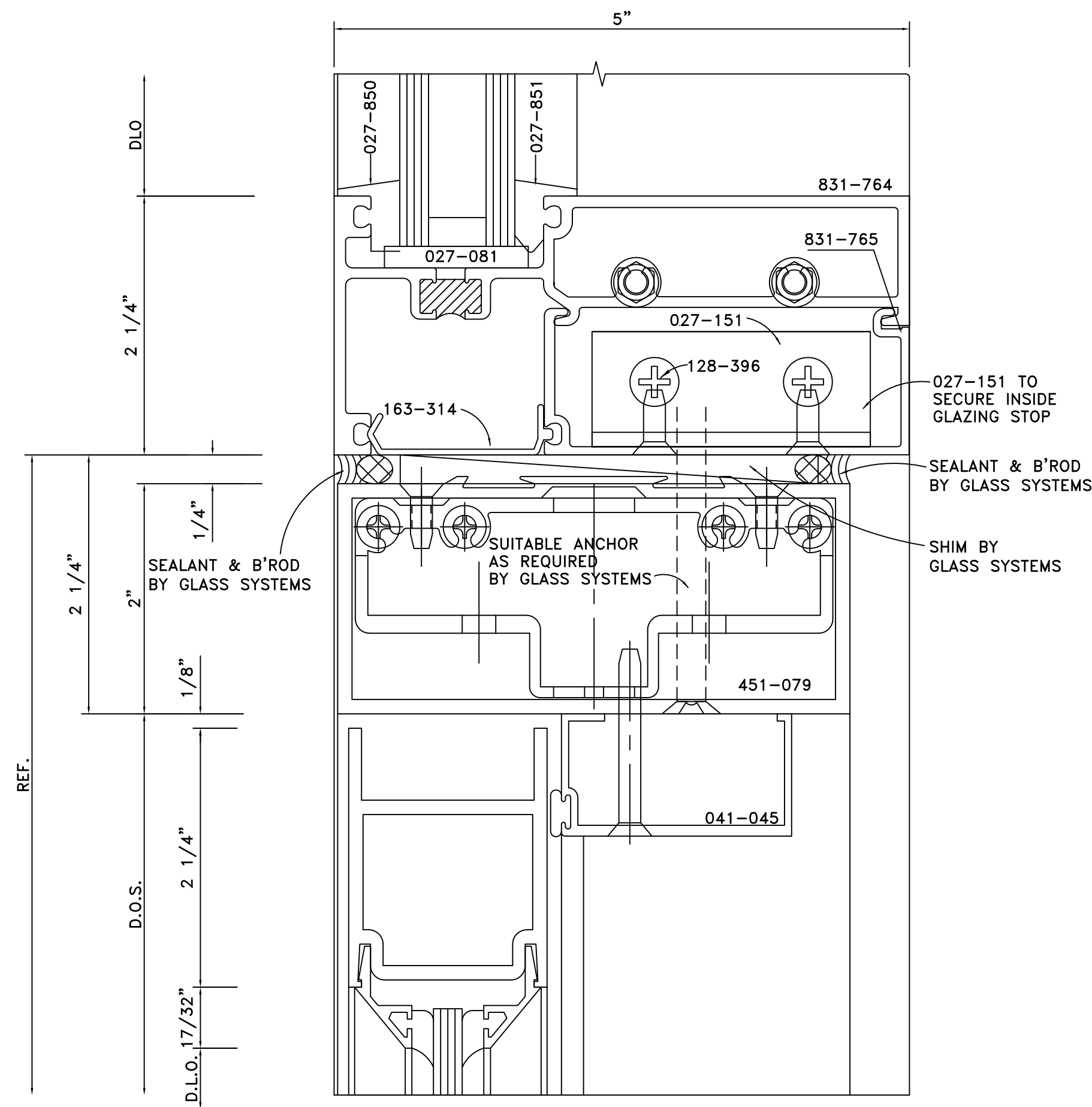


DETAIL 32
FULL SCALE
ARCH. REF.: 90° INSIDE CORNER



DETAIL **33**
FULL SCALE

ARCH. REF.: 2/A6-03

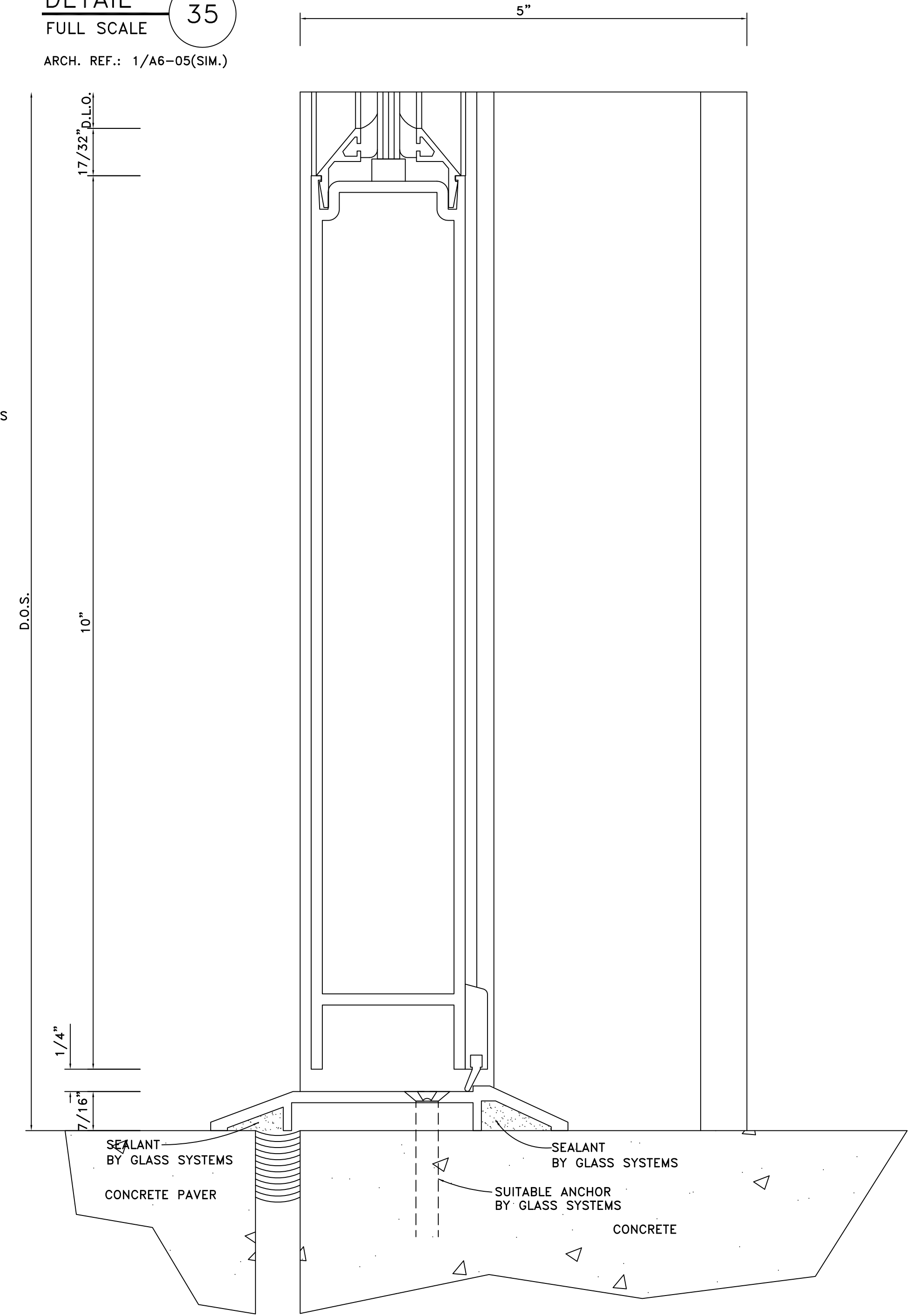


DETAIL **34**
FULL SCALE


ARCH. REF.: DOOR TOP RAIL & TRANSOM

DETAIL **35**
FULL SCALE

ARCH. REF.: 1/A6-05(SIM.)



GLASS SYSTEMS, INC.
6655 Marbut Road
Lithonia, GA 30058
Tel 770 482-5232 Fax 770 482-7438



PROJECT
STONEBRIDGE III
1130 SANCTUARY PARKWAY
ALPHARETTA, GEORGIA

PROJECT NO.
XXXXX

DRAWN
BKB

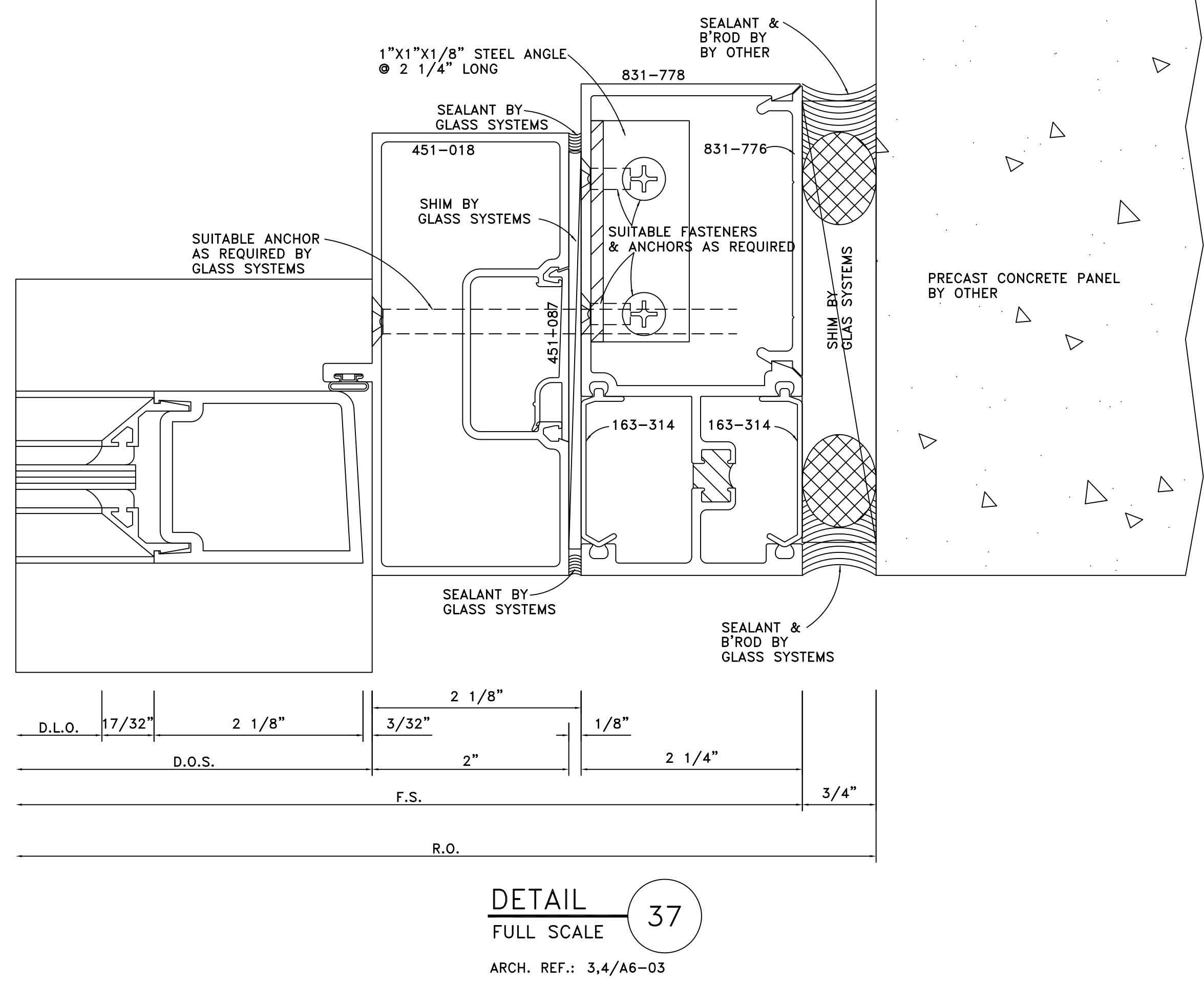
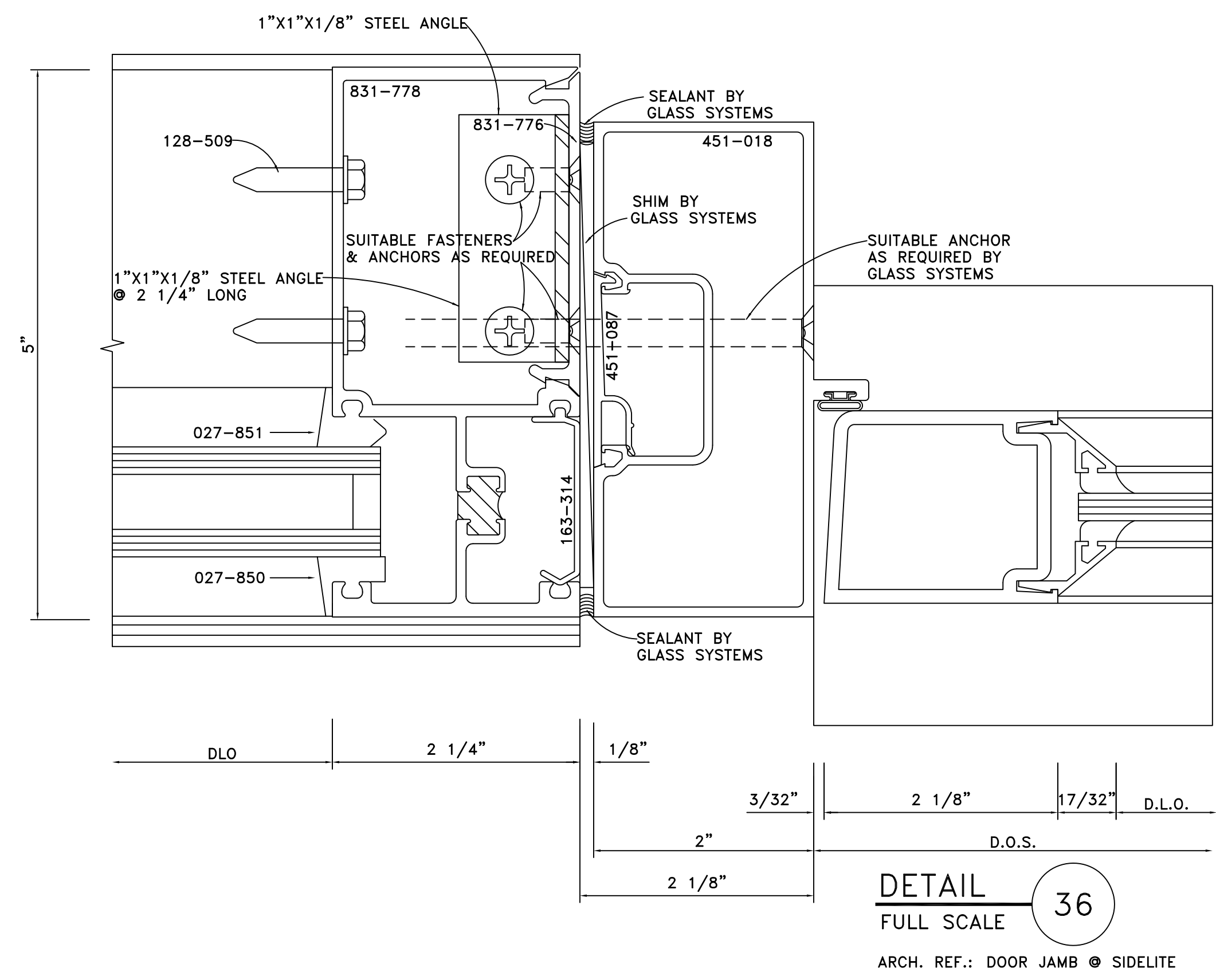
DATE
02/05/08

SCALE
FULL SIZE

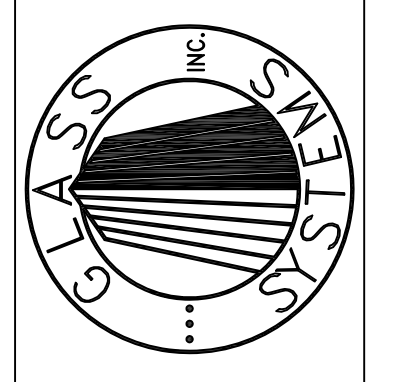
FILE NO.
D12.DWG

SHEET
D12

DETAILS



GLASS SYSTEMS, INC.
 6655 Marbut Road
 Lithonia, GA 30058
 Tel 770 482-5232 Fax 770 482-7438

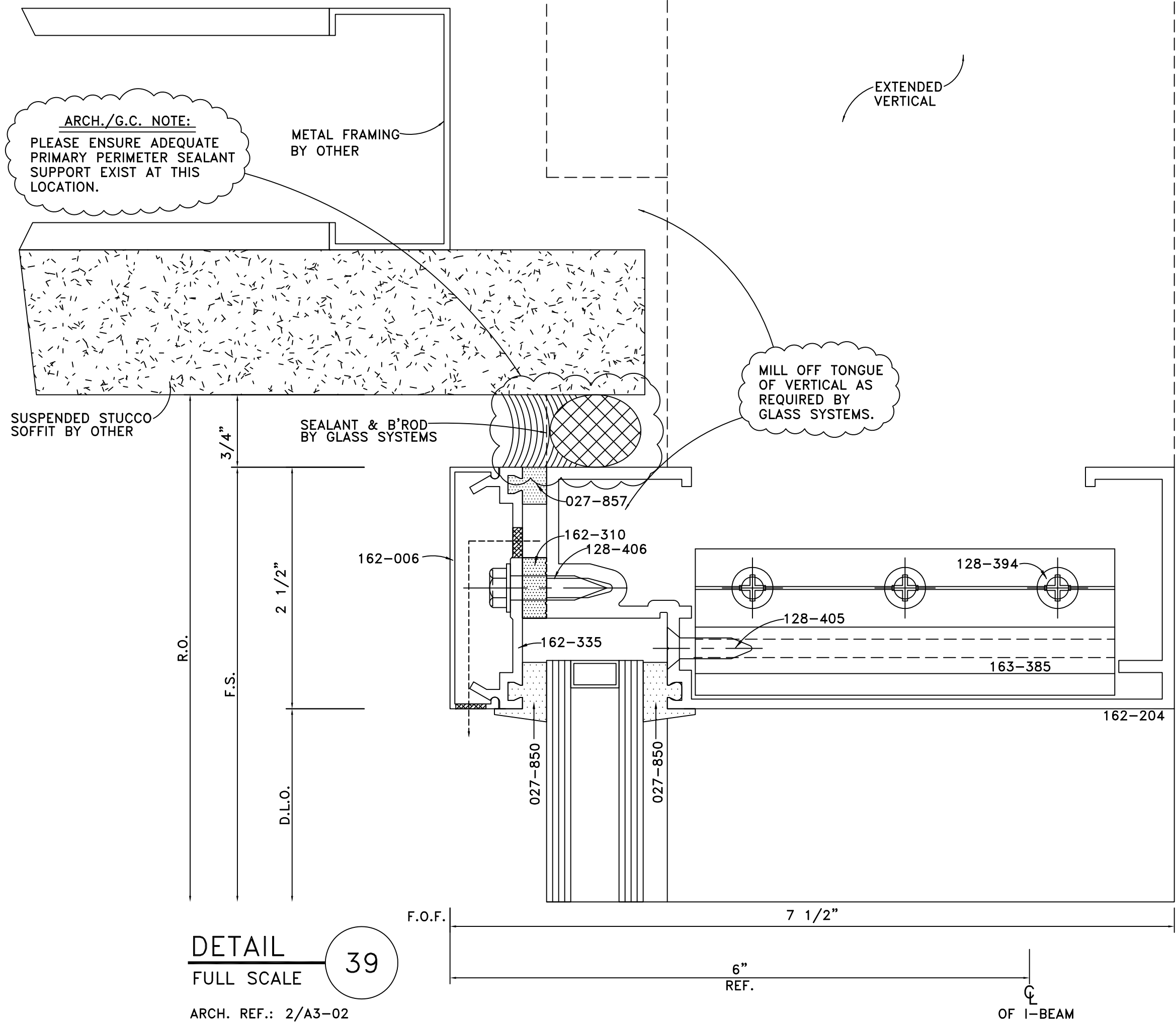
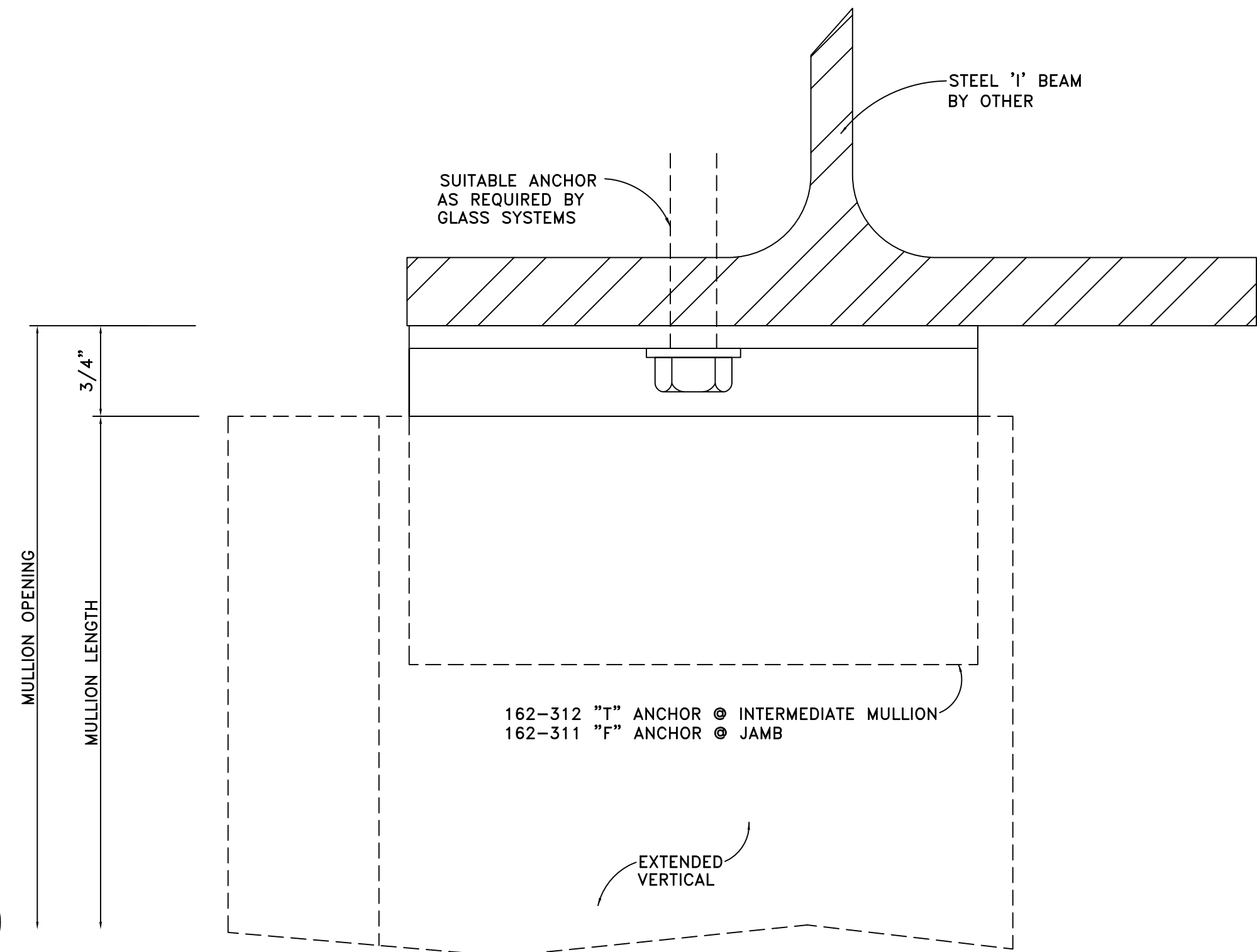


PROJECT
 STONEBRIDGE III
 1130 SANCTUARY PARKWAY
 ALPHARETTA, GEORGIA
 DETAILS

PROJECT NO. XXXXX	
DRAWN BKB	DATE 02/05/08
SCALE FULL SIZE	
FILE NO. D13.DWG	
SHEET D13	

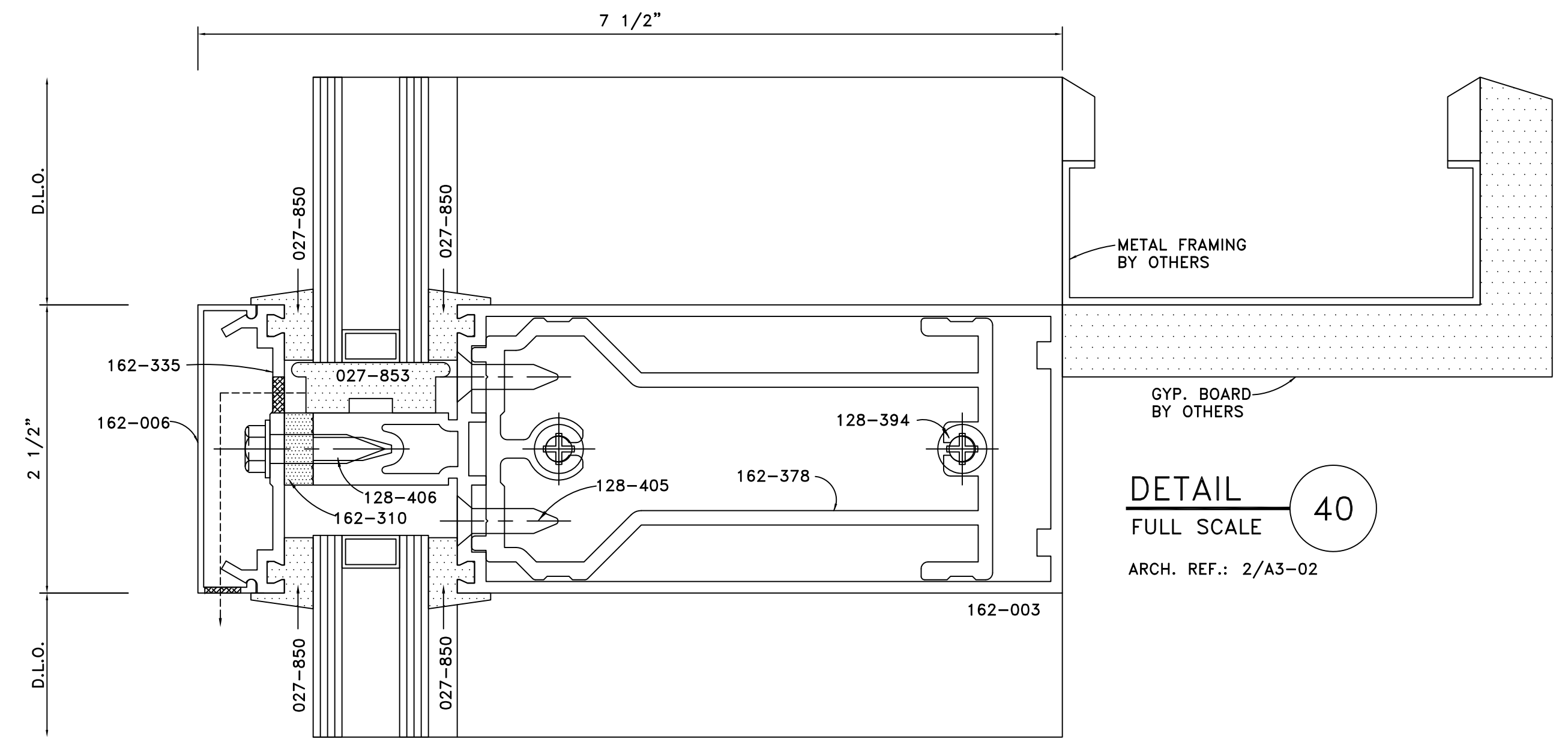
DETAIL 38
FULL SCALE

ARCH. REF.: EXTENDED VERTICAL 2/A3-02



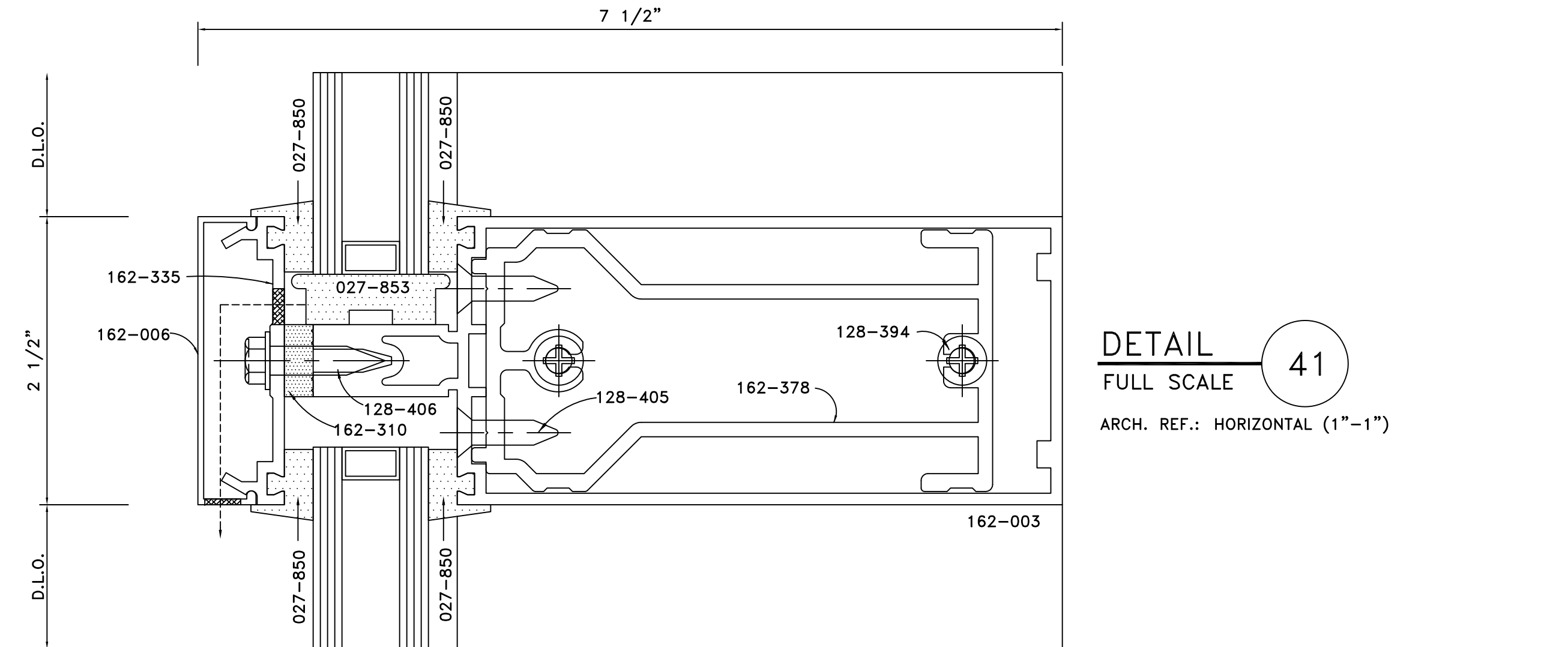
DETAIL 39
FULL SCALE

ARCH. REF.: 2/A3-02



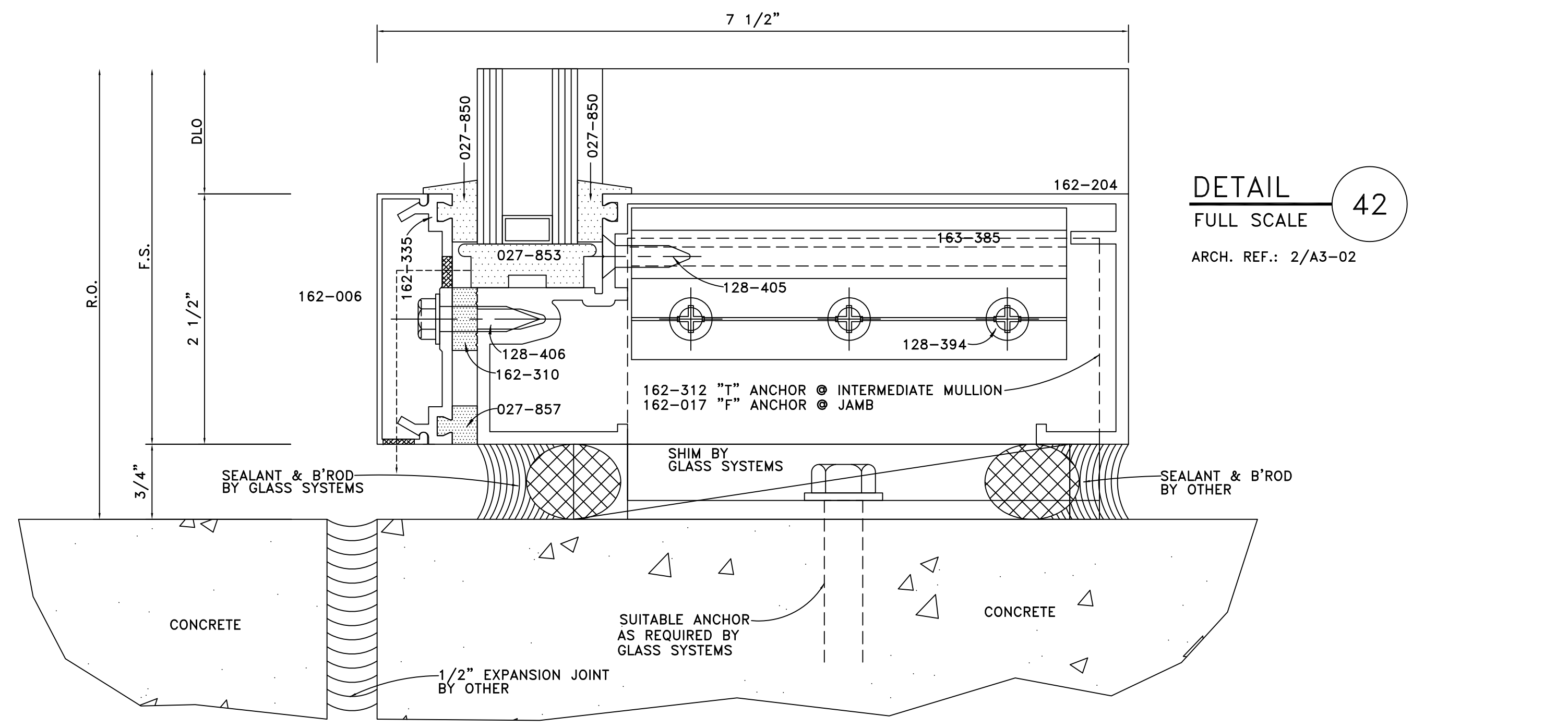
DETAIL 40
FULL SCALE

ARCH. REF.: 2/A3-02



DETAIL 41
FULL SCALE


ARCH. REF.: HORIZONTAL (1"-1")



DETAIL 42
FULL SCALE

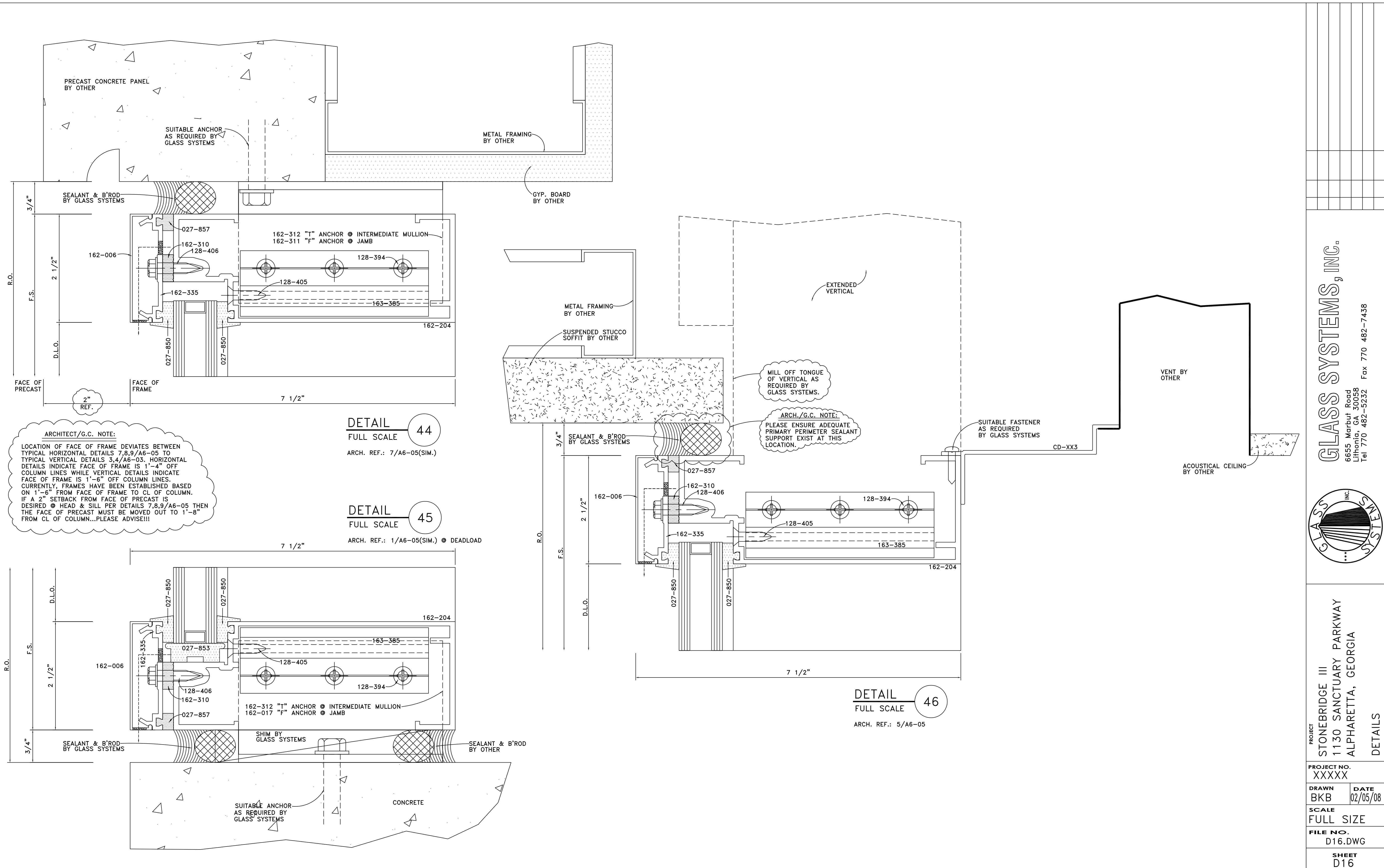
ARCH. REF.: 2/A3-02

GLASS SYSTEMS, INC.
6655 Marbut Road
Lithonia, GA 30058
Tel 770 482-5232 Fax 770 482-7438

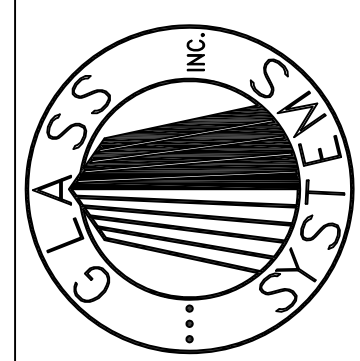


PROJECT
STONEBRIDGE III
1130 SANCTUARY PARKWAY
ALPHARETTA, GEORGIA

DETAILS
PROJECT NO. XXXXX
DRAWN BKB DATE 02/05/08
SCALE FULL SIZE
FILE NO. D14.DWG
SHEET D14



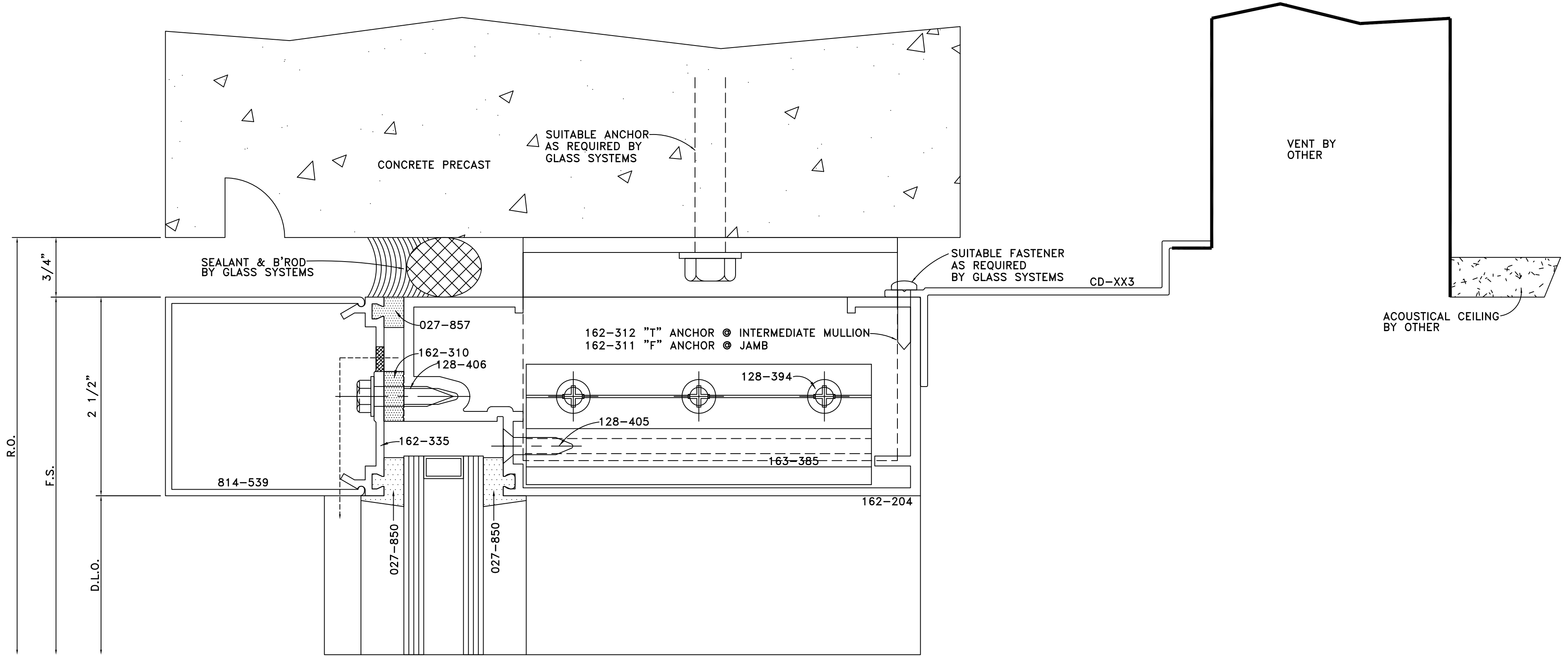
GLASS SYSTEMS, INC.
6655 Marbut Road
Lithonia, GA 30058
Tel 770 482-5232 Fax 770 482-7438



PROJECT
STONEBRIDGE III
1130 SANCTUARY PARKWAY
ALPHARETTA, GEORGIA

DETAILS

PROJECT NO. XXXXX	
DRAWN BKB	DATE 02/05/08
SCALE FULL SIZE	
FILE NO. D16.DWG	
SHEET D16	

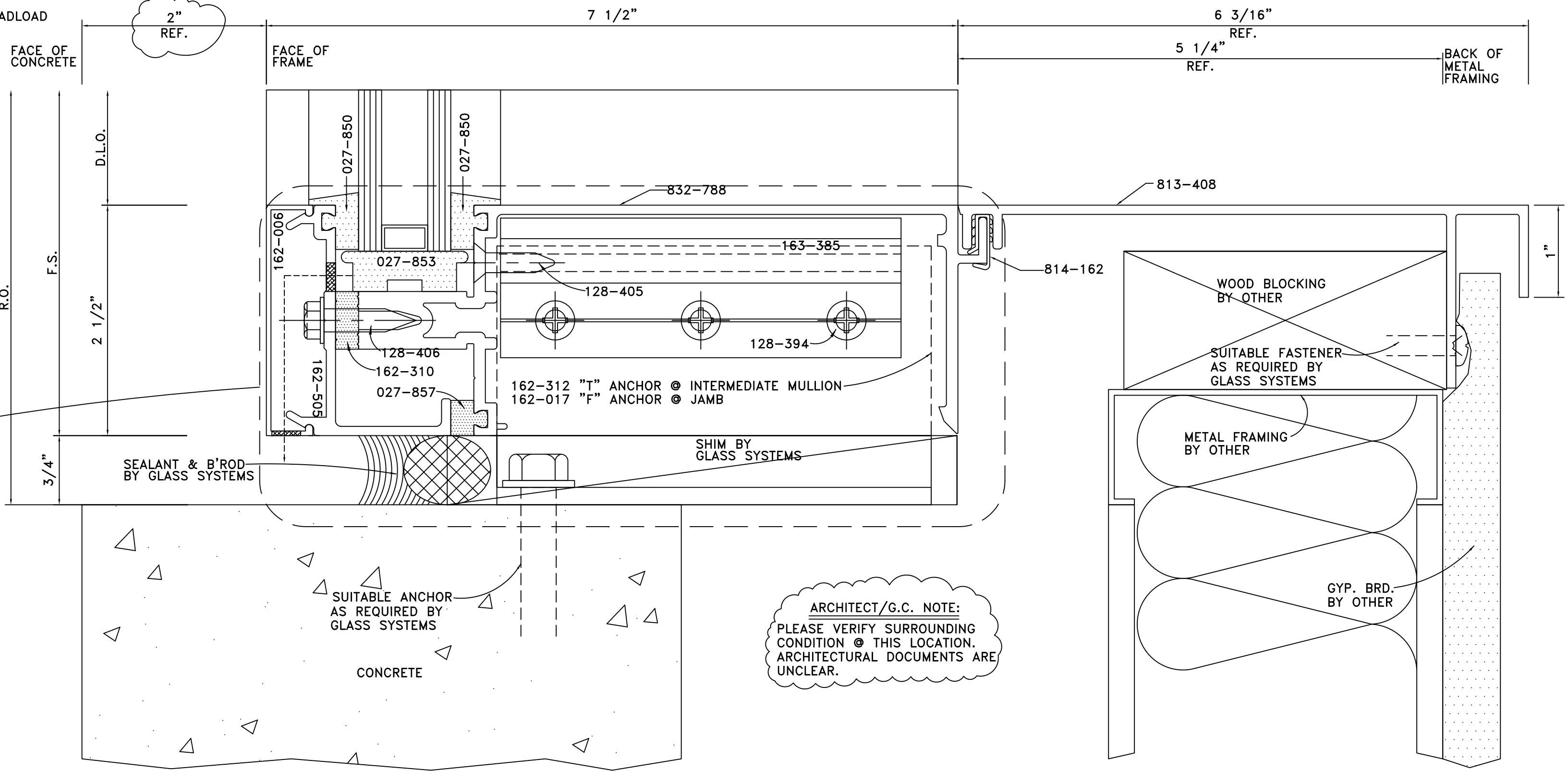
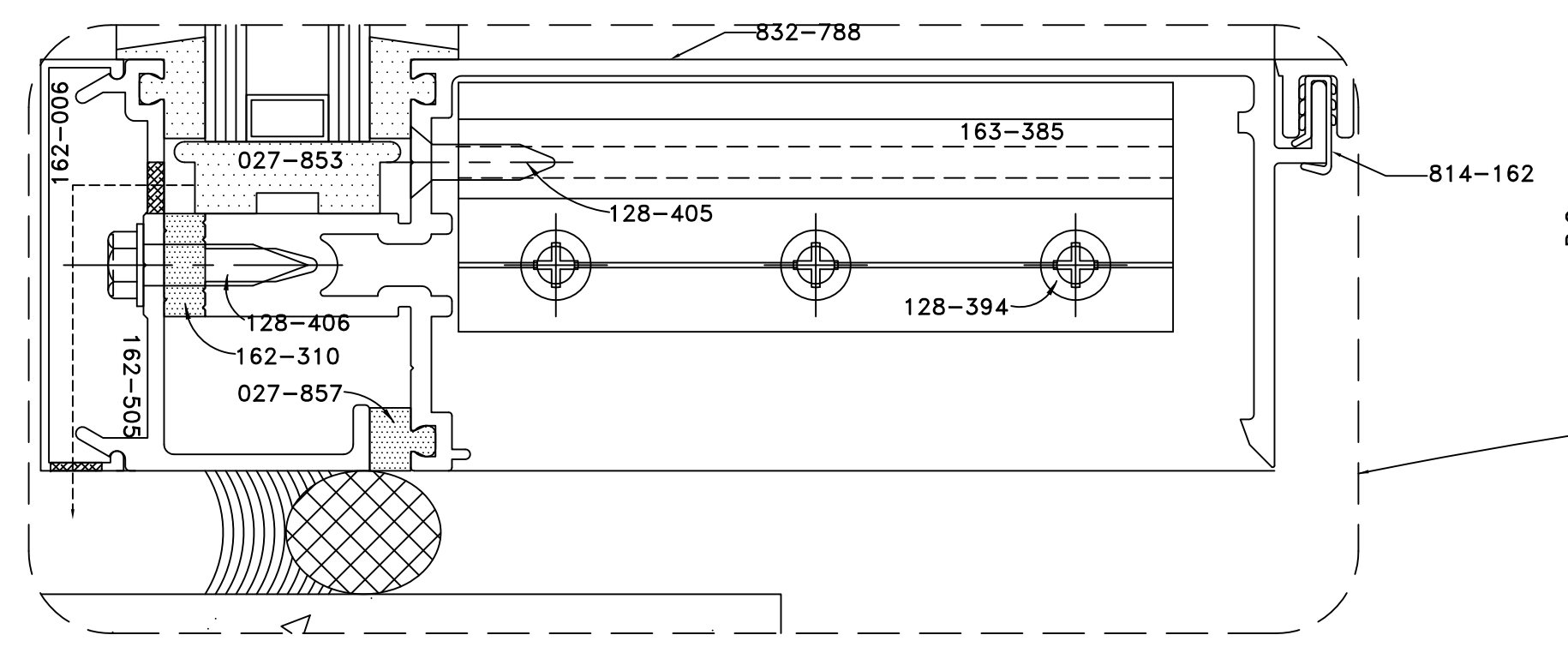


ARCHITECT/G.C. NOTE:
 LOCATION OF FACE OF FRAME DEVIATES BETWEEN TYPICAL HORIZONTAL DETAILS 7,8,9/A6-05 TO TYPICAL VERTICAL DETAILS 3,4/A6-03. HORIZONTAL DETAILS INDICATE FACE OF FRAME IS 1'-4" OFF COLUMN LINES WHILE VERTICAL DETAILS INDICATE FACE OF FRAME IS 1'-6" OFF COLUMN LINES. CURRENTLY, FRAMES HAVE BEEN ESTABLISHED BASED ON 1'-6" FROM FACE OF FRAME TO CL OF COLUMN. IF A 2" SETBACK FROM FACE OF PRECAST IS DESIRED @ HEAD & SILL PER DETAILS 7,8,9/A6-05 THEN THE FACE OF PRECAST MUST BE MOVED OUT TO 1'-8" FROM CL OF COLUMN...PLEASE ADVISE!!!

DETAIL 50
 FULL SCALE
 ARCH. REF.: 3,4/A2-01(SIM.)

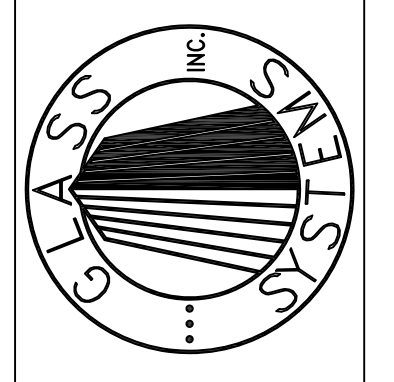
DETAIL 51
 FULL SCALE
 ARCH. REF.: 7,8/A6-05 @ DEADLOAD

DETAIL 51A
 FULL SCALE
 ARCH. REF.: 7,8/A6-05 @ WINDLOAD



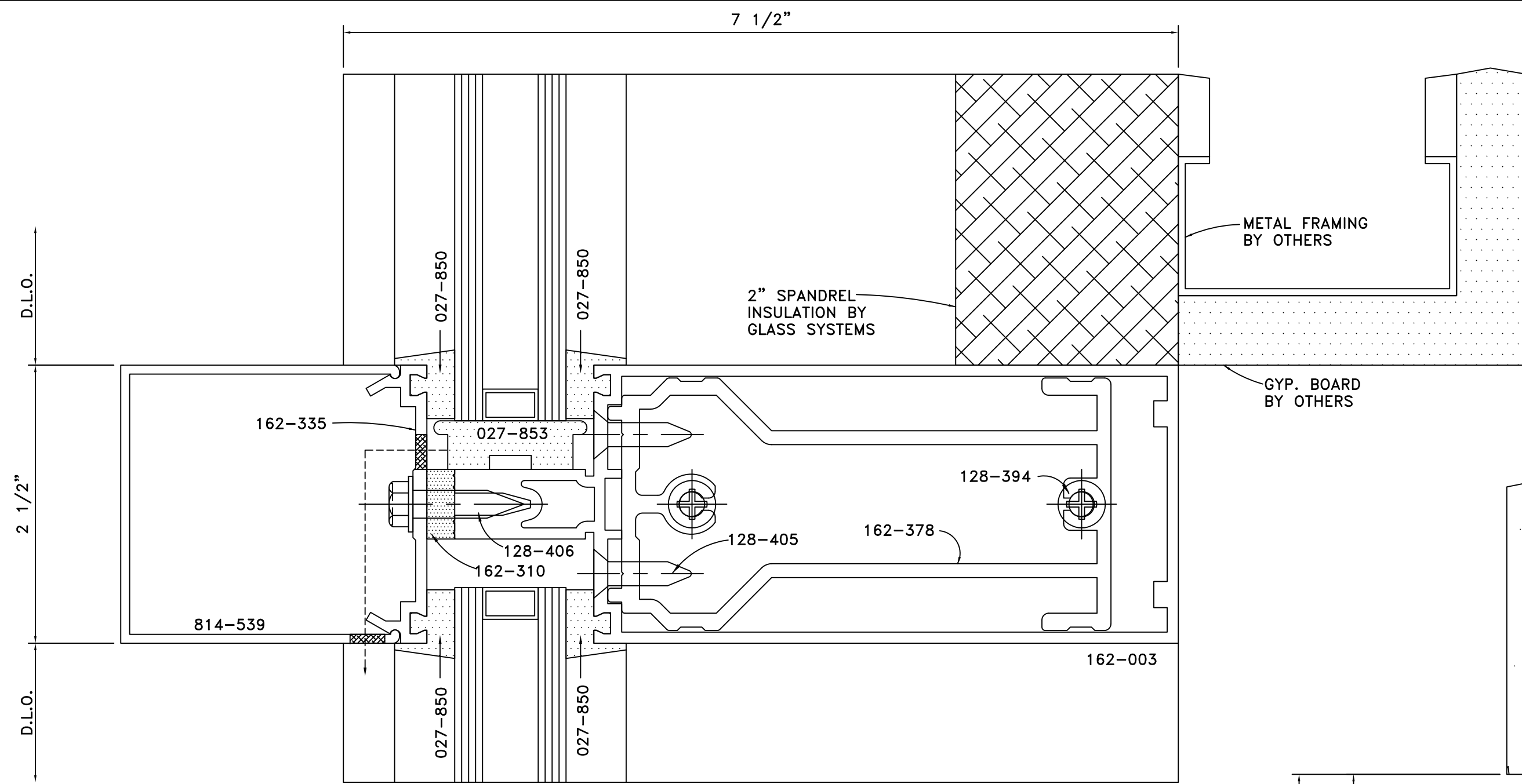
ARCHITECT/G.C. NOTE:
 PLEASE VERIFY SURROUNDING CONDITION @ THIS LOCATION. ARCHITECTURAL DOCUMENTS ARE UNCLEAR.

GLASS SYSTEMS, INC.
 6655 Marbut Road
 Lithonia, GA 30058
 Tel 770 482-5232 Fax 770 482-7438



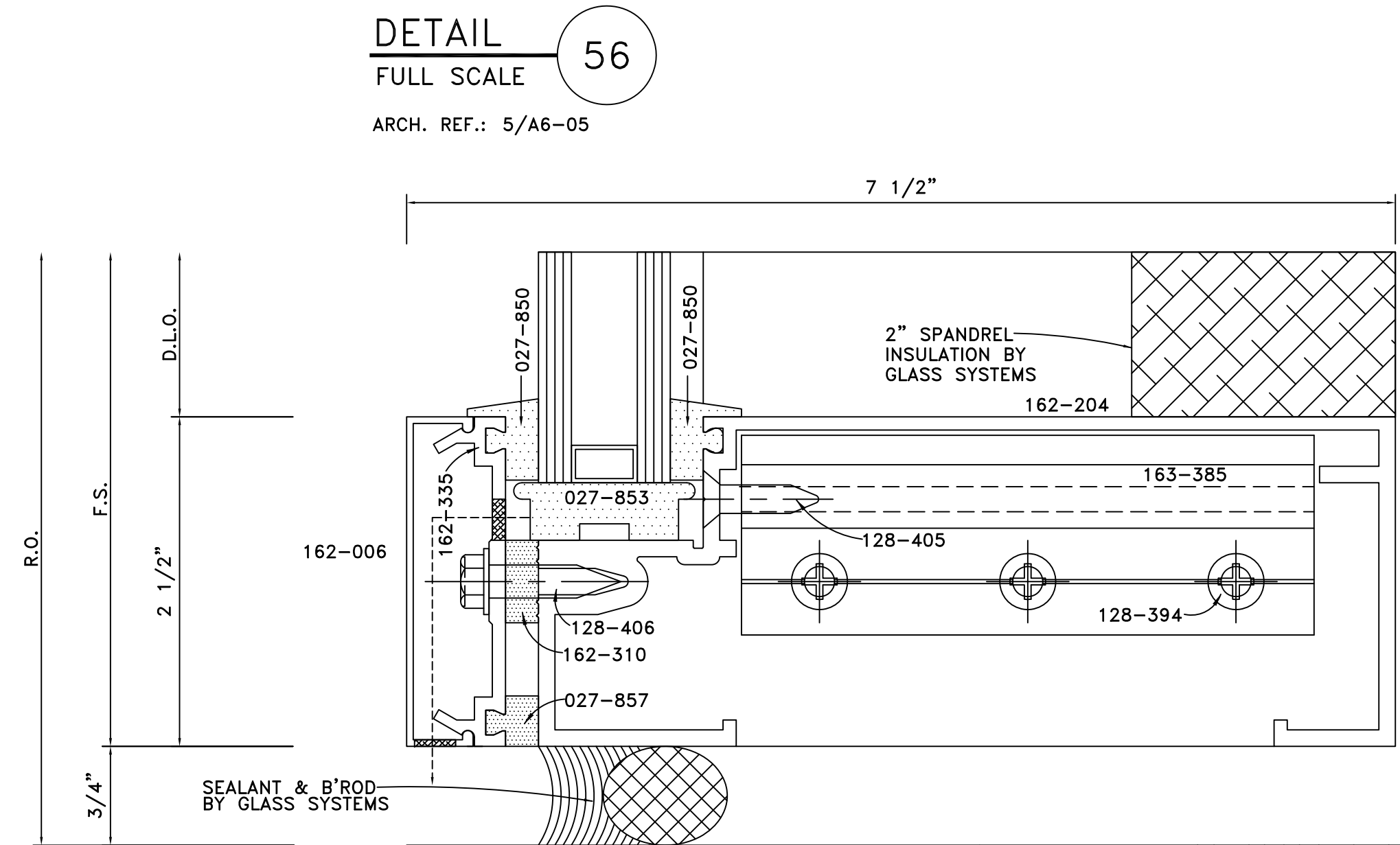
PROJECT
STONEBRIDGE III
1130 SANCTUARY PARKWAY
ALPHARETTA, GEORGIA

DETAILS
 PROJECT NO. XXXXX
 DRAWN BKB DATE 02/05/08
 SCALE FULL SIZE
 FILE NO. D18.DWG
 SHEET D18



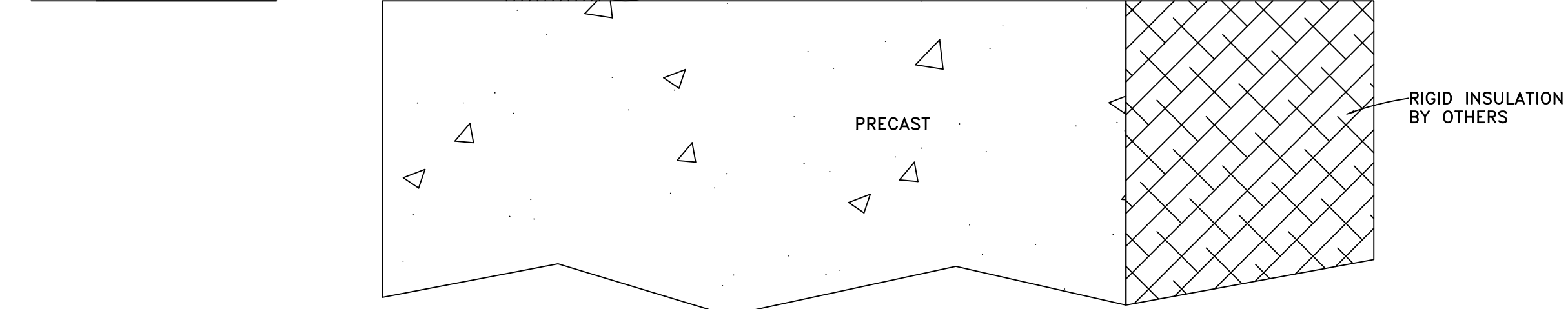
DETAIL 55
FULL SCALE

ARCH. REF.: HORIZONTAL (1"-1") (1/A3-01; 2/A6-05)



DETAIL 56
FULL SCALE

ARCH. REF.: 5/A6-05



DETAIL 57
FULL SCALE

ARCH. REF.: 9/A6-05(SIM.)

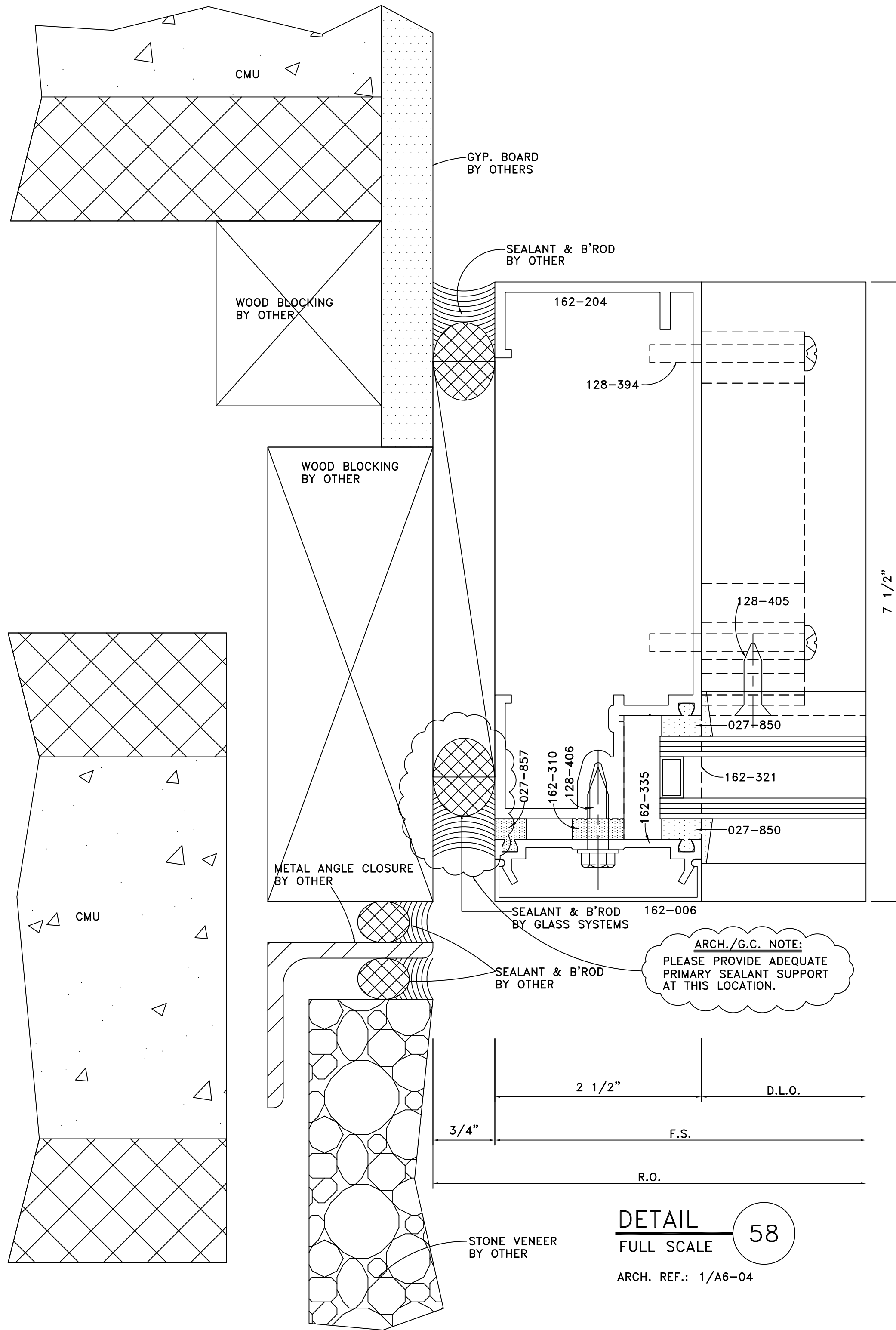
DETAIL 58
FULL SCALE

ARCH. REF.: 9/A6-05(SIM.)

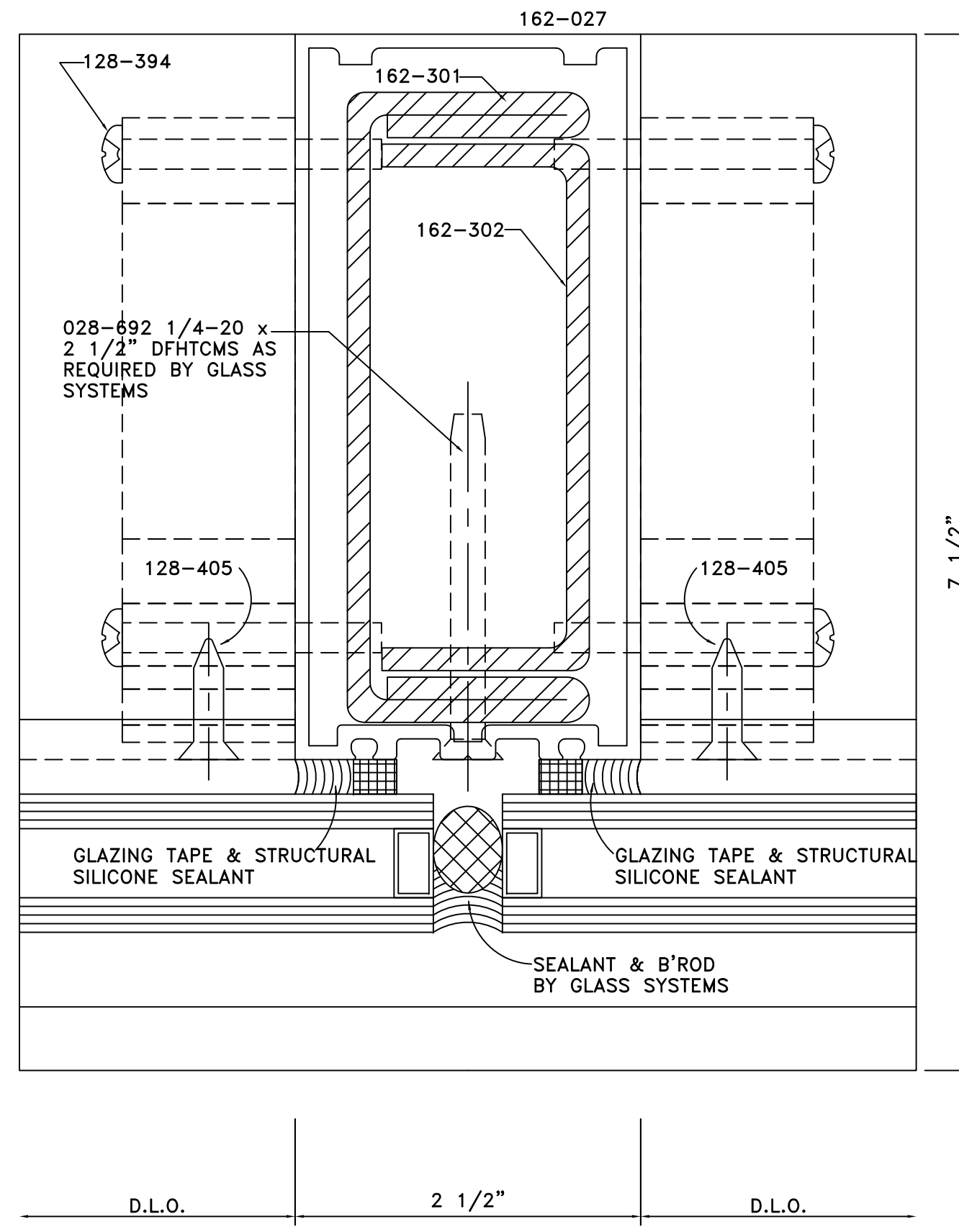
ARCHITECT/G.C. NOTE:
PLEASE VERIFY SURROUNDING
CONDITION @ THIS LOCATION.
ARCHITECTURAL DOCUMENTS ARE
UNCLEAR.

ARCHITECT/G.C. NOTE:
LOCATION OF FACE OF FRAME DEVIATES BETWEEN
TYPICAL HORIZONTAL DETAILS 7,8,9/A6-05 TO
TYPICAL VERTICAL DETAILS 3,4/A6-03. HORIZONTAL
DETAILS INDICATE FACE OF FRAME IS 1'-4" OFF
COLUMN LINES WHILE VERTICAL DETAILS INDICATE
FACE OF FRAME IS 1'-6" OFF COLUMN LINES.
CURRENTLY, FRAMES HAVE BEEN ESTABLISHED BASED
ON 1'-6" FROM FACE OF FRAME TO CL OF COLUMN.
IF A 2" SETBACK FROM FACE OF PRECAST IS
DESIRED @ HEAD & SILL PER DETAILS 7,8,9/A6-05 THEN
THE FACE OF PRECAST MUST BE MOVED OUT TO 1'-8"
FROM CL OF COLUMN...PLEASE ADVISE!!!

<p>GLASS SYSTEMS, INC. 6655 Marbut Road Lithonia, GA 30058 Tel 770 482-5232 Fax 770 482-7438</p>	
<p>PROJECT: STONEBRIDGE III 1130 SANCTUARY PARKWAY ALPHARETTA, GEORGIA</p>	
<p>DETAILS</p>	
<p>PROJECT NO. XXXXX</p>	
<p>DRAWN BKB</p>	<p>DATE 02/05/08</p>
<p>SCALE FULL SIZE</p>	
<p>FILE NO. D20.DWG</p>	
<p>SHEET D20</p>	



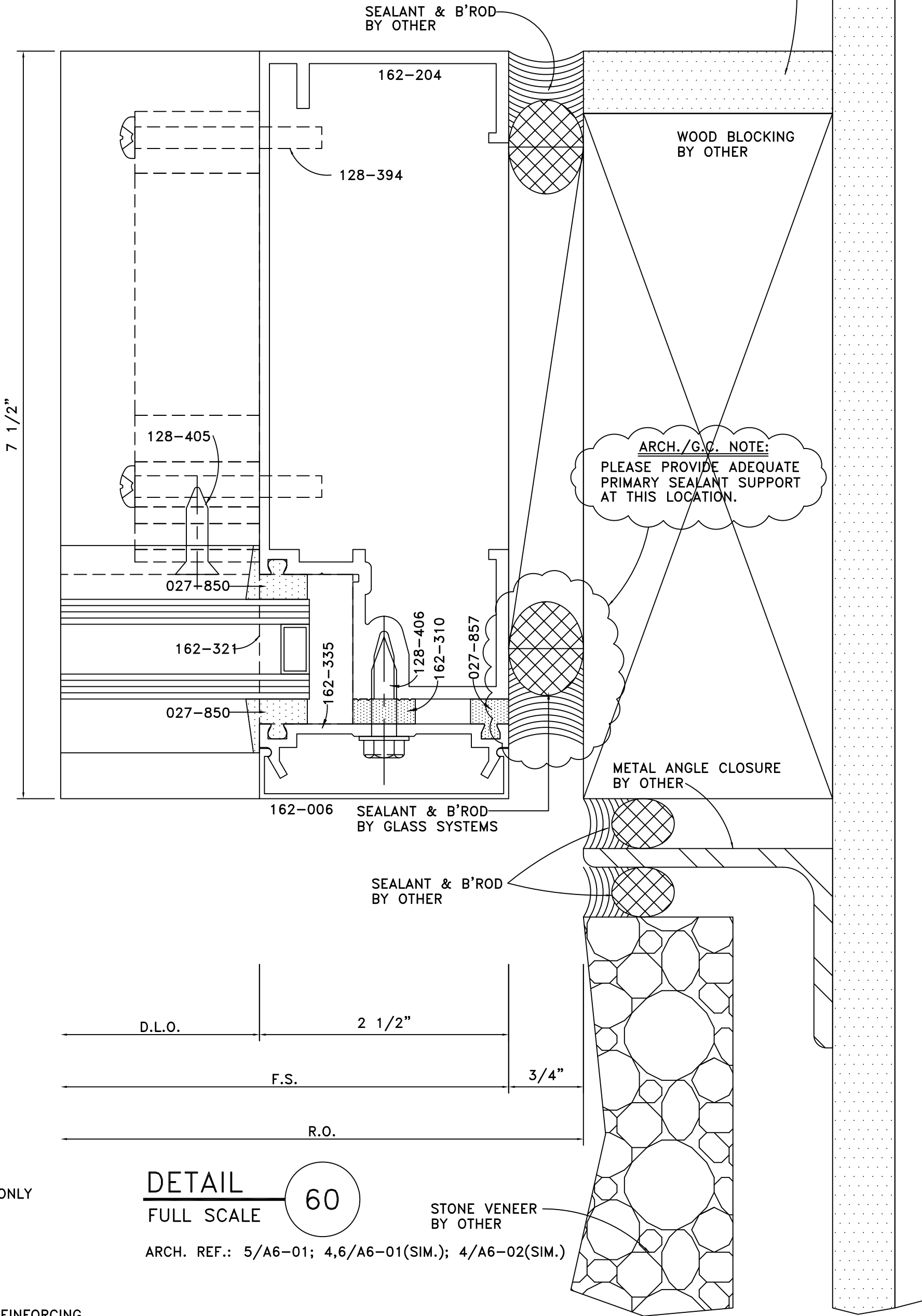
DETAIL 58
FULL SCALE
ARCH. REF.: 1/A6-04



DETAIL 59
FULL SCALE
ARCH. REF.: SSG MULLION (1"-1") WITHOUT STEEL REINFORCING


DETAIL 59A
FULL SCALE
ARCH. REF.: SSG MULLION (1"-1") WITH 162-301 STEEL REINFORCING ONLY

DETAIL 59B
FULL SCALE
ARCH. REF.: SSG MULLION (1"-1") WITH 162-301 & 162-302 STEEL REINFORCING



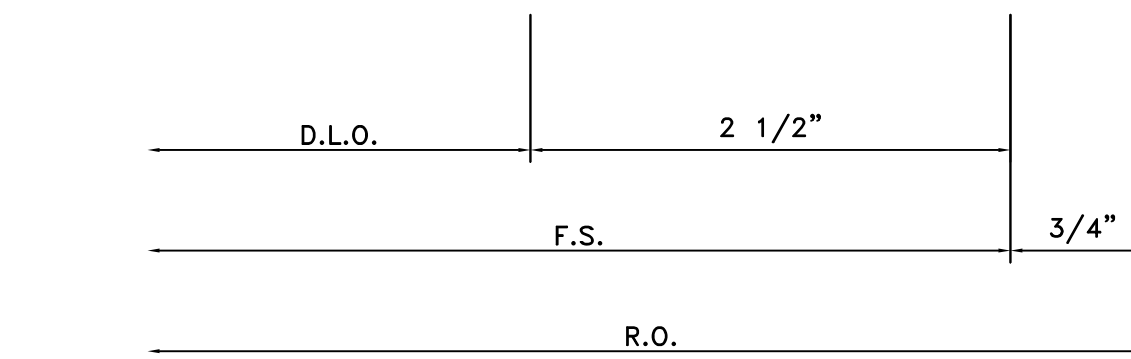
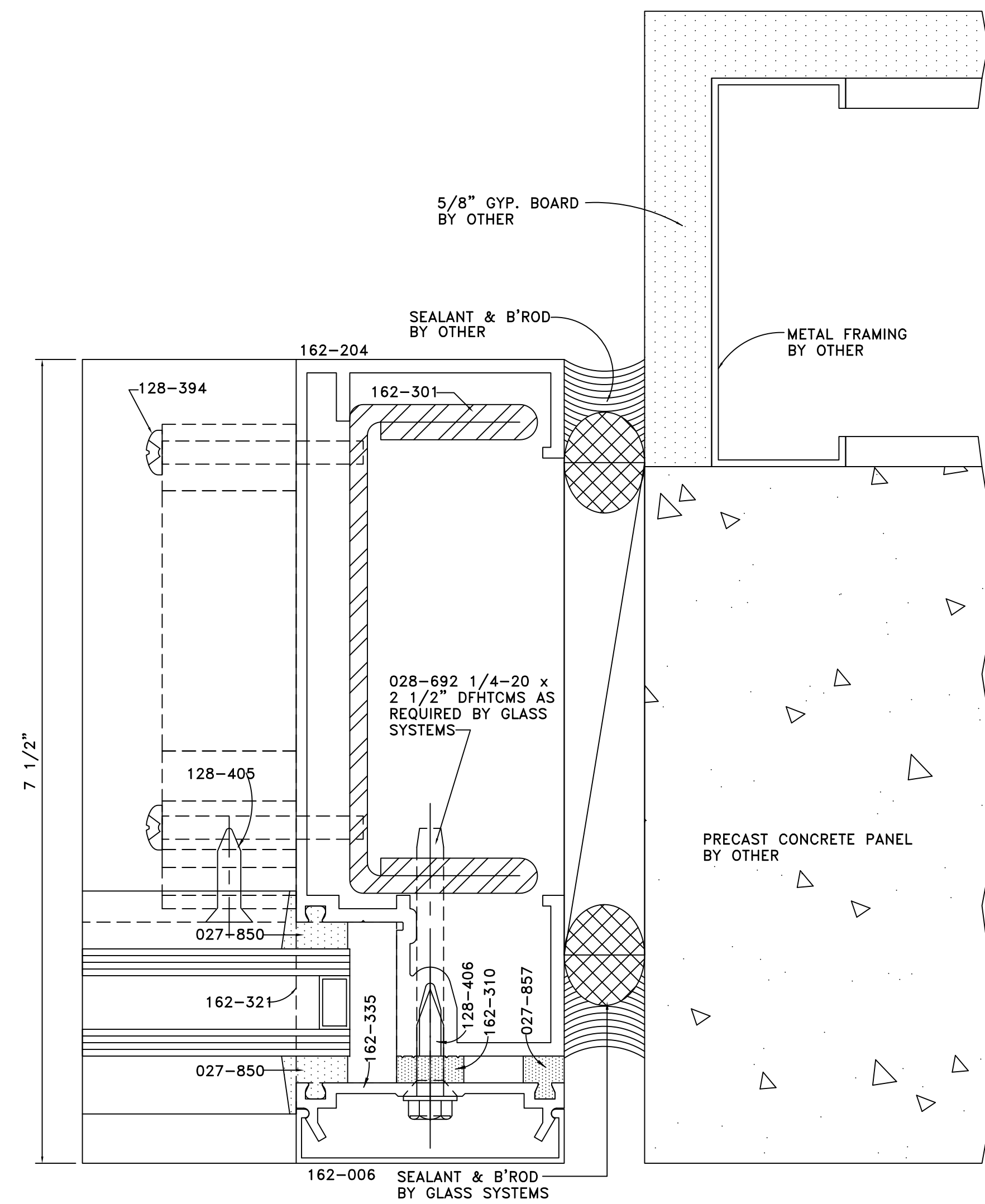
DETAIL 60
FULL SCALE
ARCH. REF.: 5/A6-01; 4,6/A6-01(SIM.); 4/A6-02(SIM.)

GLASS SYSTEMS, INC.
6655 Marbut Road
Lithonia, GA 30058
Tel 770 482-5232 Fax 770 482-7438



PROJECT
STONEBRIDGE III
1130 SANCTUARY PARKWAY
ALPHARETTA, GEORGIA

DETAILS
PROJECT NO. XXXXX
DRAWN BKB DATE 02/05/08
SCALE FULL SIZE
FILE NO. D21.DWG
SHEET D21



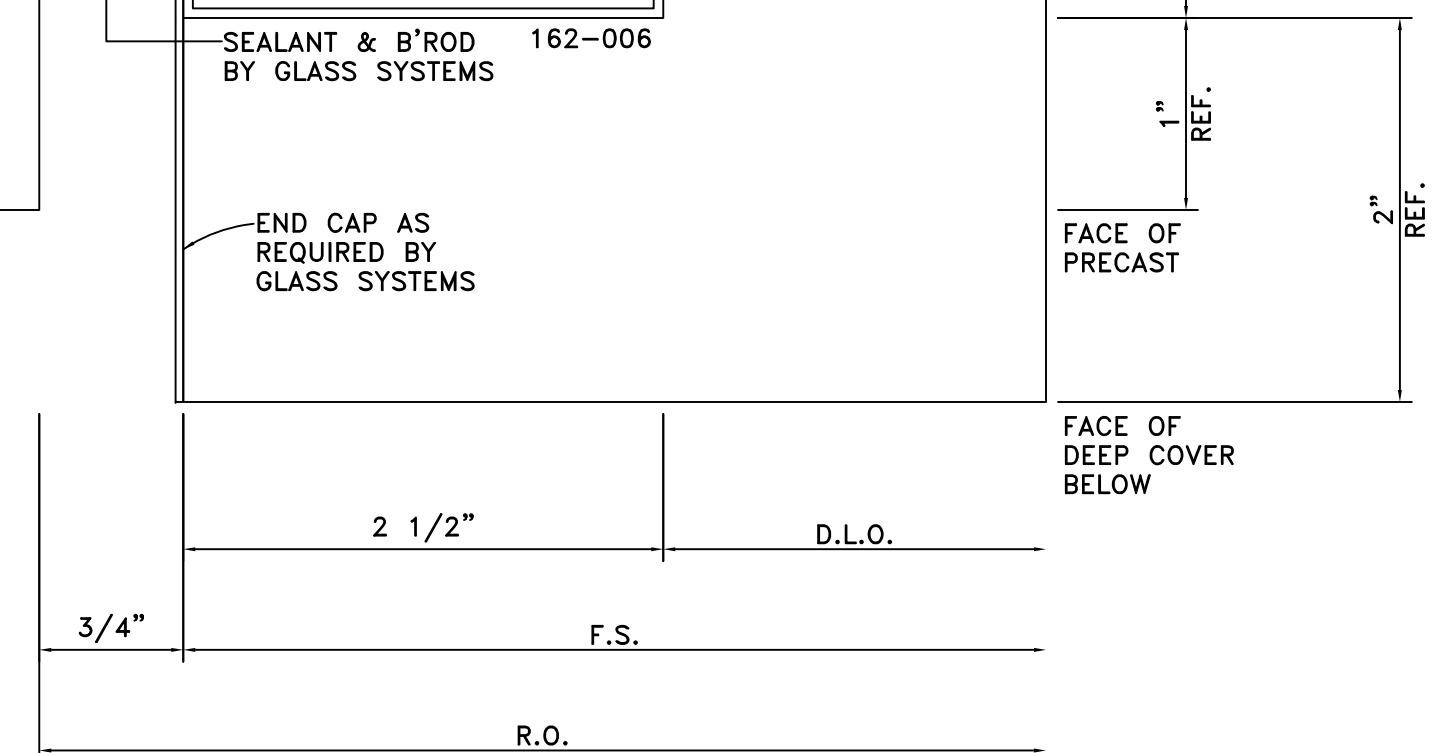
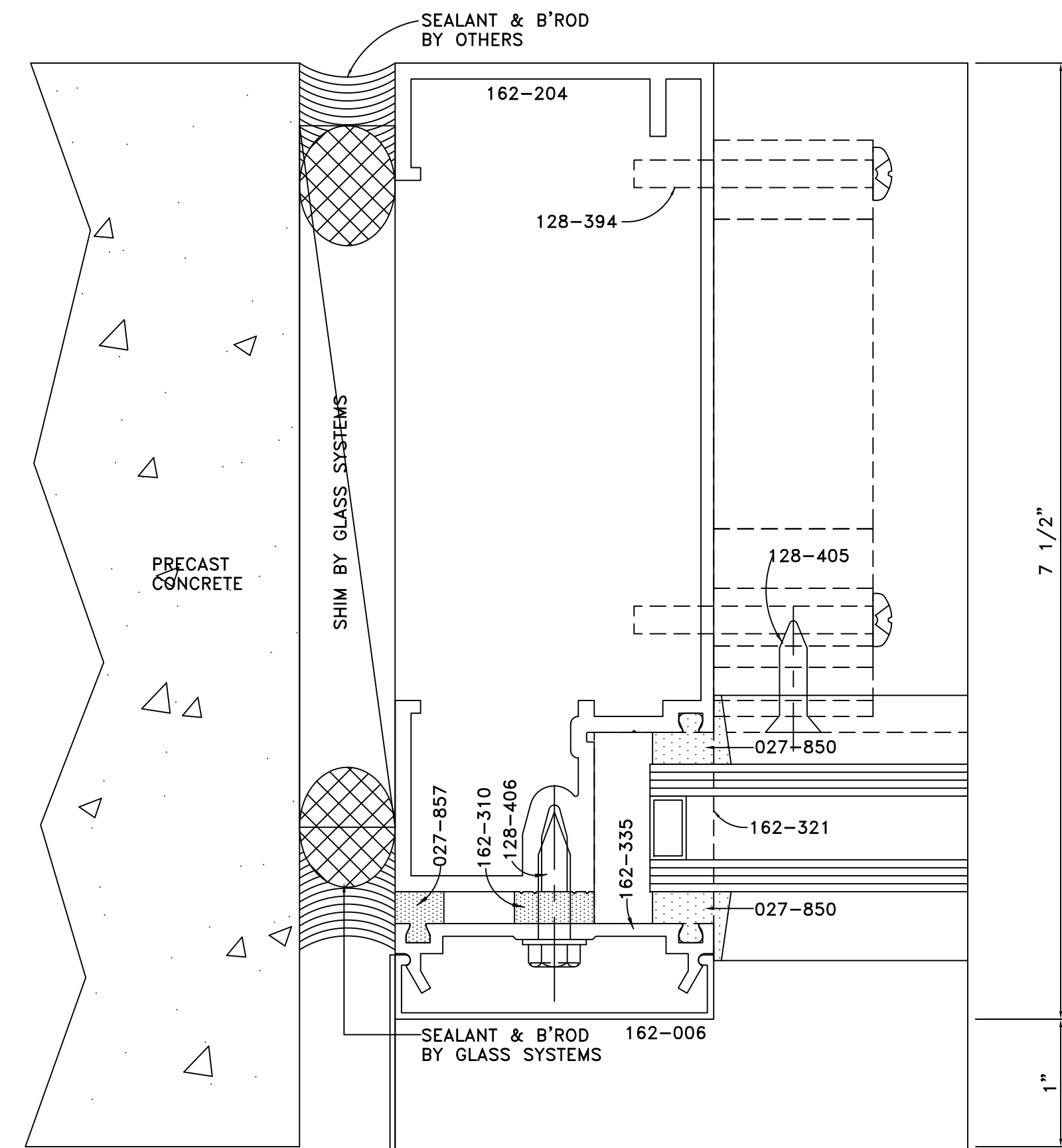
DETAIL 62
FULL SCALE

ARCH. REF.: 3/A6-03 WITH 162-301 STEEL REINFORCING

DETAIL 62A
FULL SCALE

ARCH. REF.: 3/A6-03 WITHOUT 162-301 STEEL REINFORCING


ARCHITECT/G.C. NOTE:
DEPICTION OF DETAIL DEVIATES BETWEEN
BLOW UP DETAIL 2/A6-03 TO BLOW UP
DETAIL 5/A2-01. CURRENTLY, THIS DETAIL
HAS BEEN DRAWN PER 5/A2-01...PLEASE
ADVISE!!!



DETAIL 63
FULL SCALE

ARCH. REF.: 3,5/A2-01

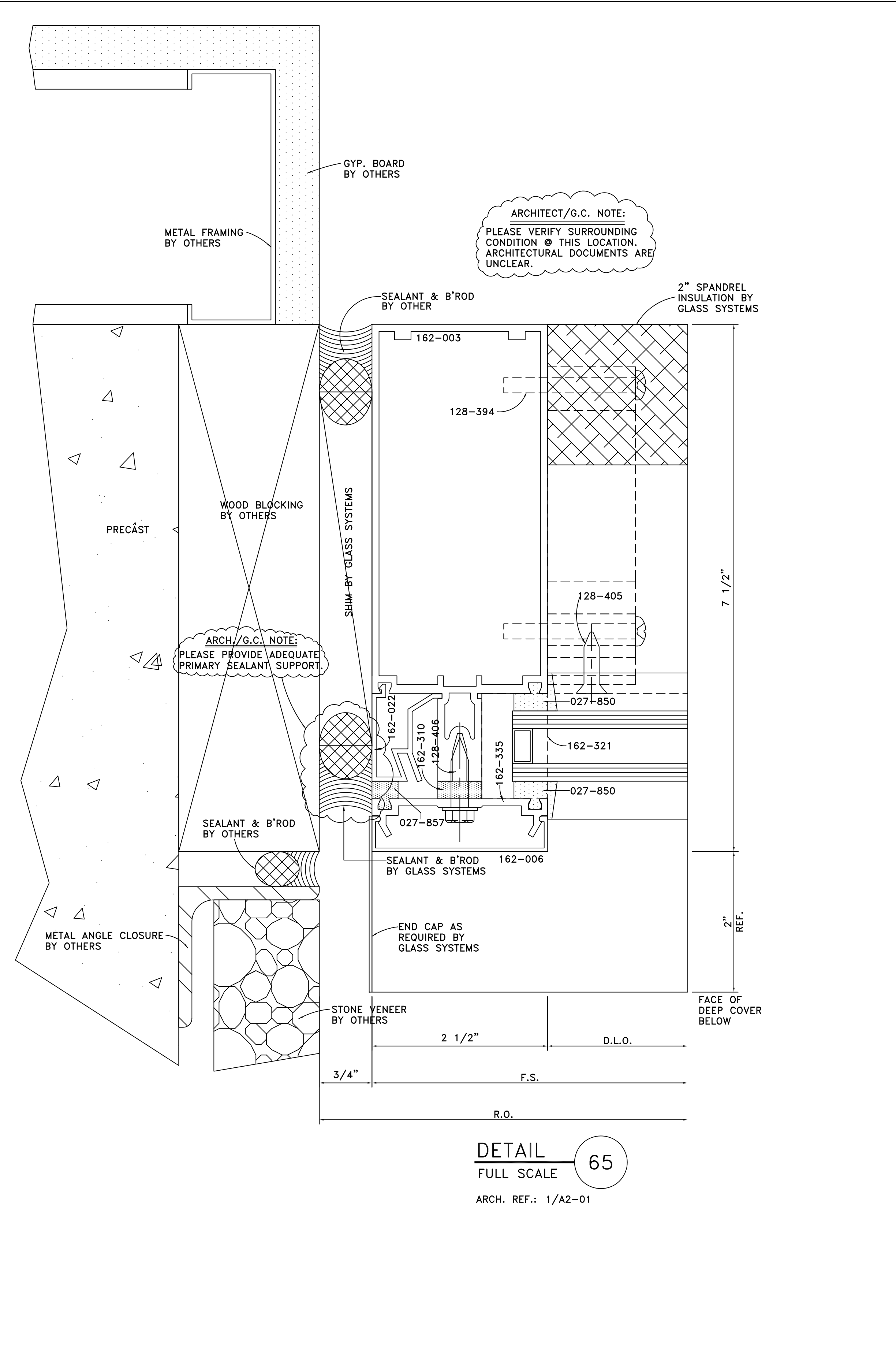
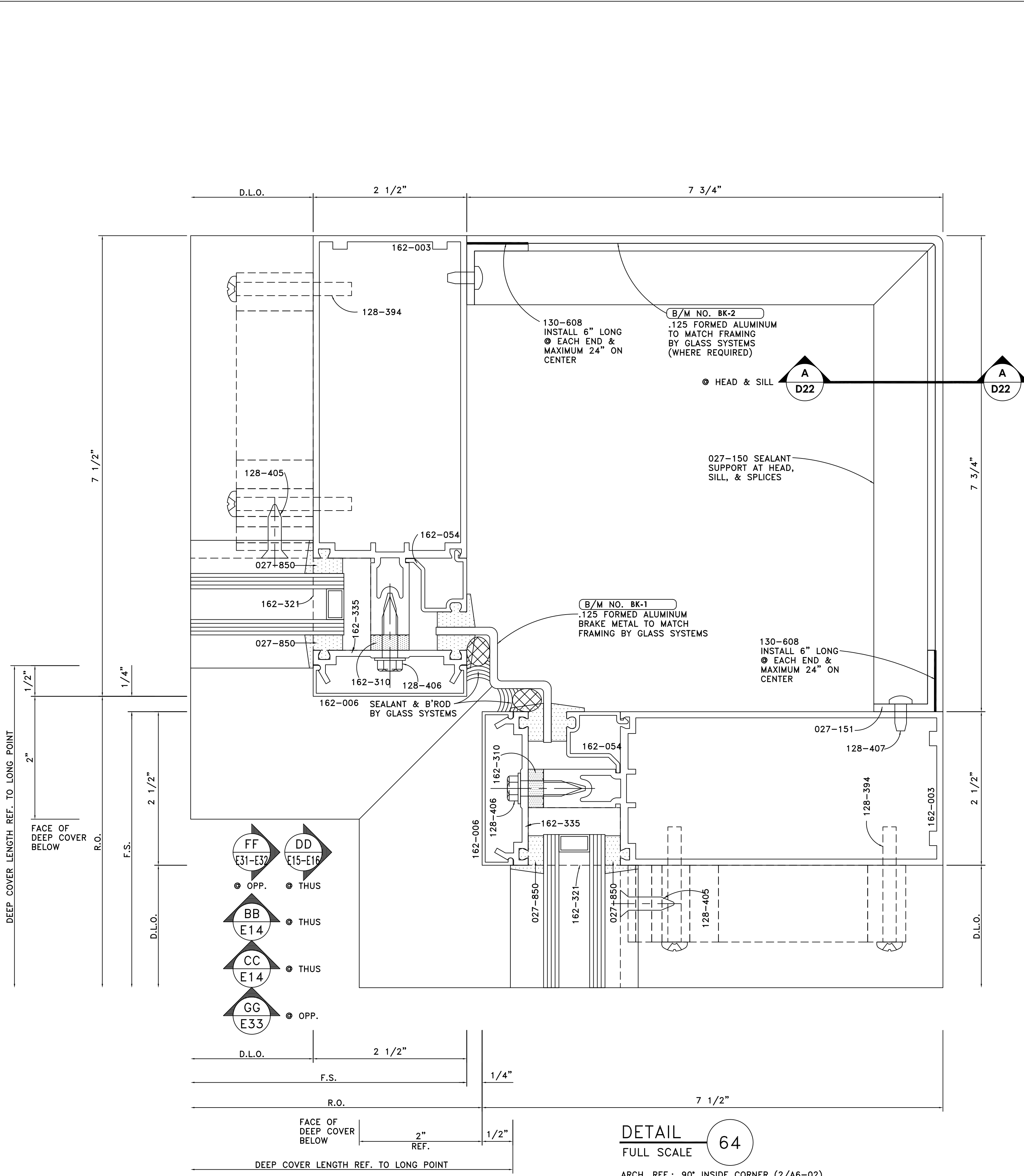
GLASS SYSTEMS, INC.
6655 Marbut Road
Lithonia, GA 30058
Tel 770 482-5232 Fax 770 482-7438



PROJECT
**STONEBRIDGE III
1130 SANCTUARY PARKWAY
ALPHARETTA, GEORGIA**

DETAILS

PROJECT NO. XXXXX	
DRAWN BKB	DATE 02/05/08
SCALE FULL SIZE	
FILE NO. D23.DWG	
SHEET D23	



GLASS SYSTEMS, INC.
 6655 Marbut Road
 Lithonia, GA 30058
 Tel 770 482-5232 Fax 770 482-7438

PROJECT
STONEBRIDGE III
1130 SANCTUARY PARKWAY
ALPHARETTA, GEORGIA
 DETAILS

PROJECT NO.
 XXXXX

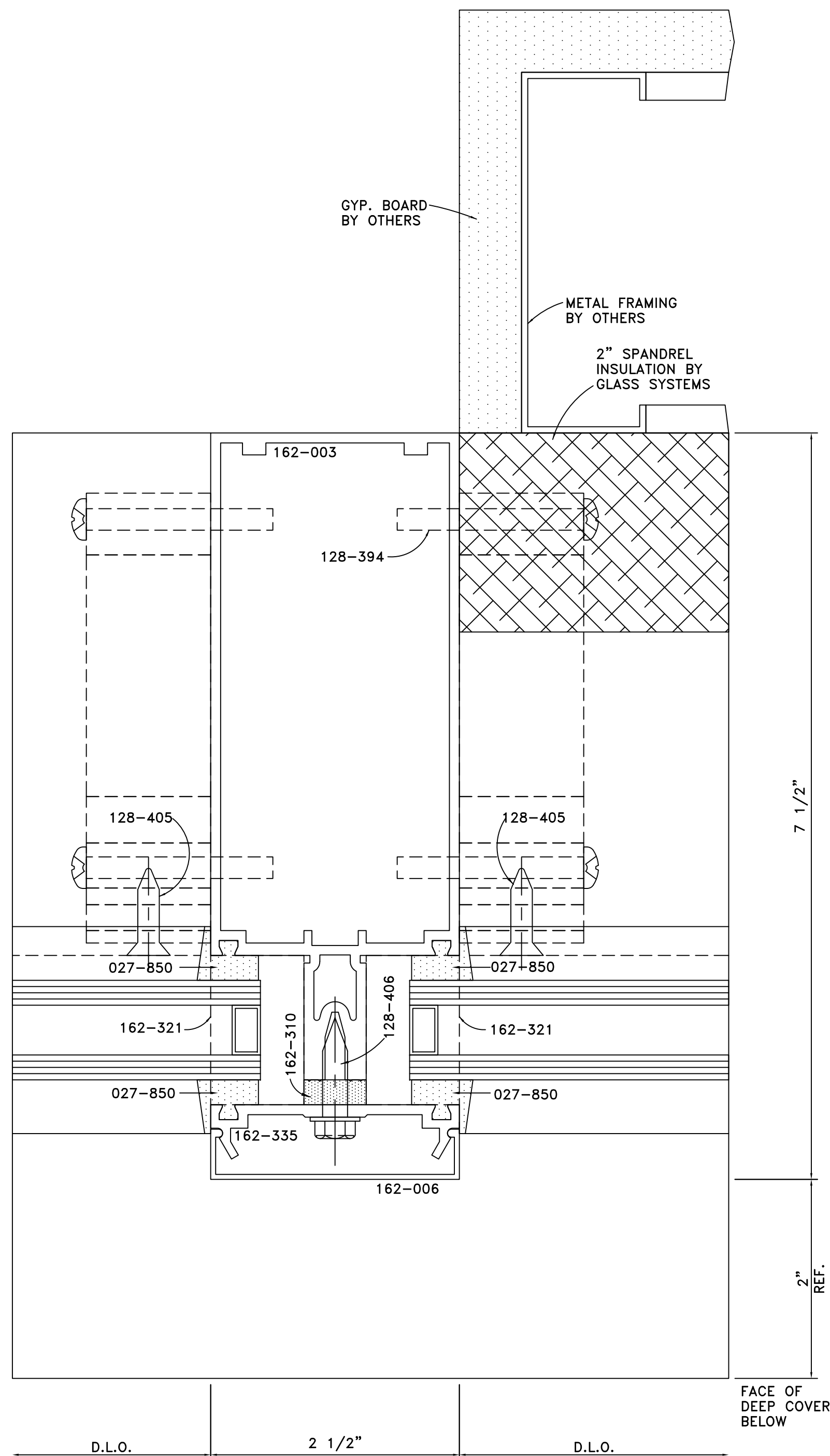
DRAWN
 BKB

DATE
 02/05/08

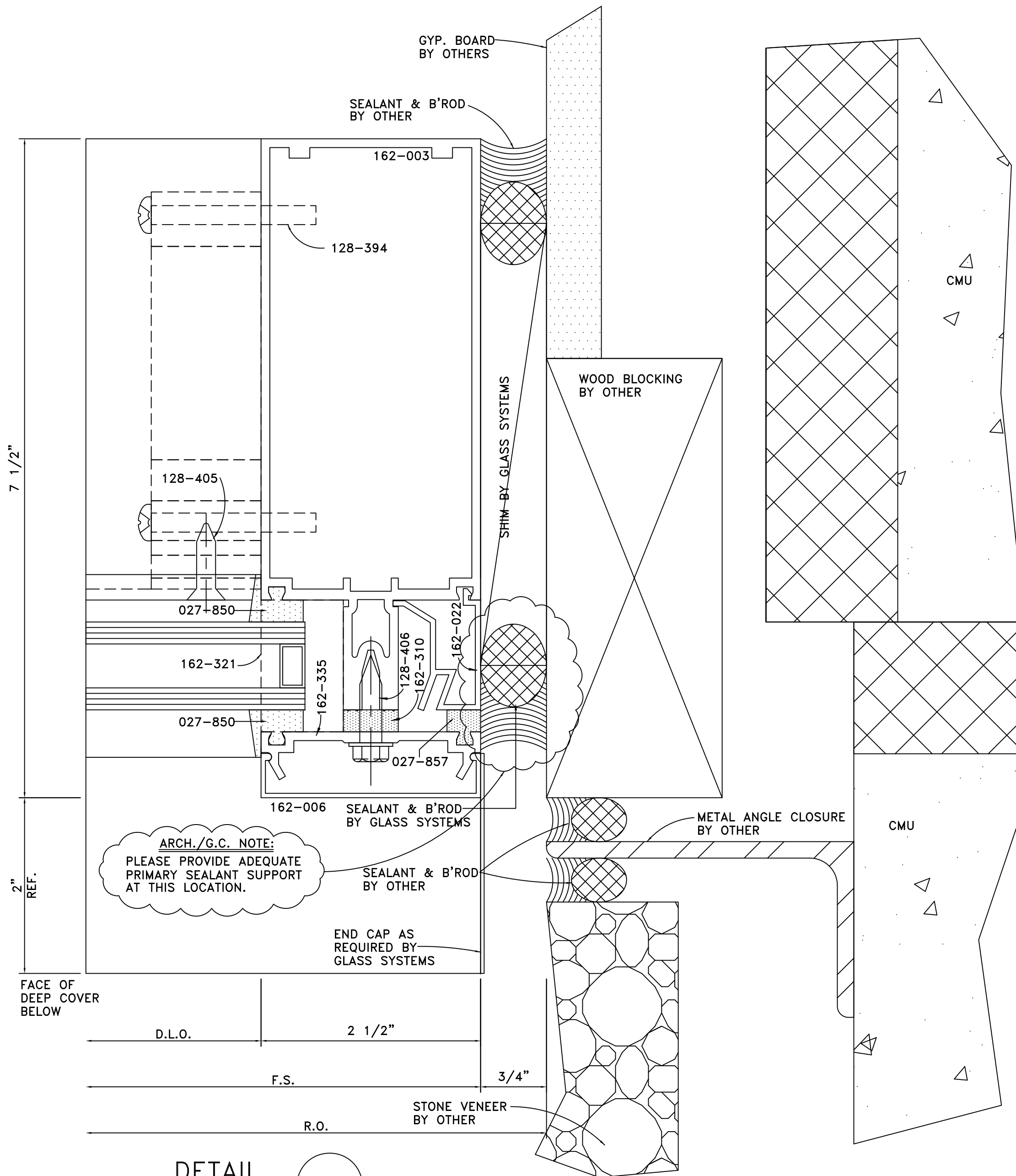
SCALE
 FULL SIZE

FILE NO.
 D24.DWG

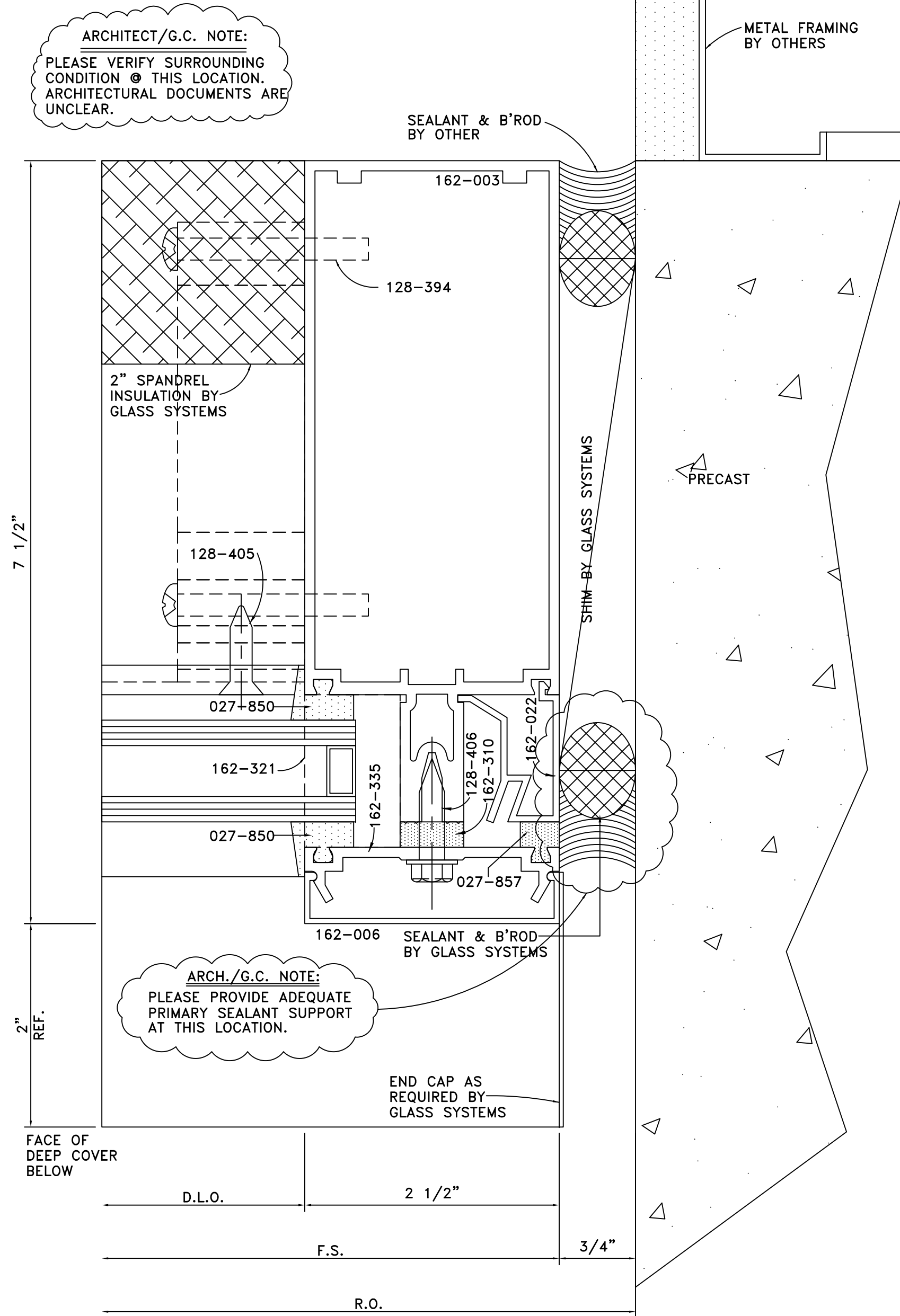
SHEET
 D24



DETAIL 68
 FULL SCALE
 ARCH. REF.: 2/A6-01



DETAIL 69
 FULL SCALE
 ARCH. REF.: 6/A6-01




DETAIL 70
 FULL SCALE
 ARCH. REF.: 1/A2-01

ARCHITECT/G.C. NOTE:
 PLEASE VERIFY SURROUNDING
 CONDITION @ THIS LOCATION.
 ARCHITECTURAL DOCUMENTS ARE
 UNCLEAR.

ARCH./G.C. NOTE:
 PLEASE PROVIDE ADEQUATE
 PRIMARY SEALANT SUPPORT
 AT THIS LOCATION.

ARCH./G.C. NOTE:
 PLEASE PROVIDE ADEQUATE
 PRIMARY SEALANT SUPPORT
 AT THIS LOCATION.

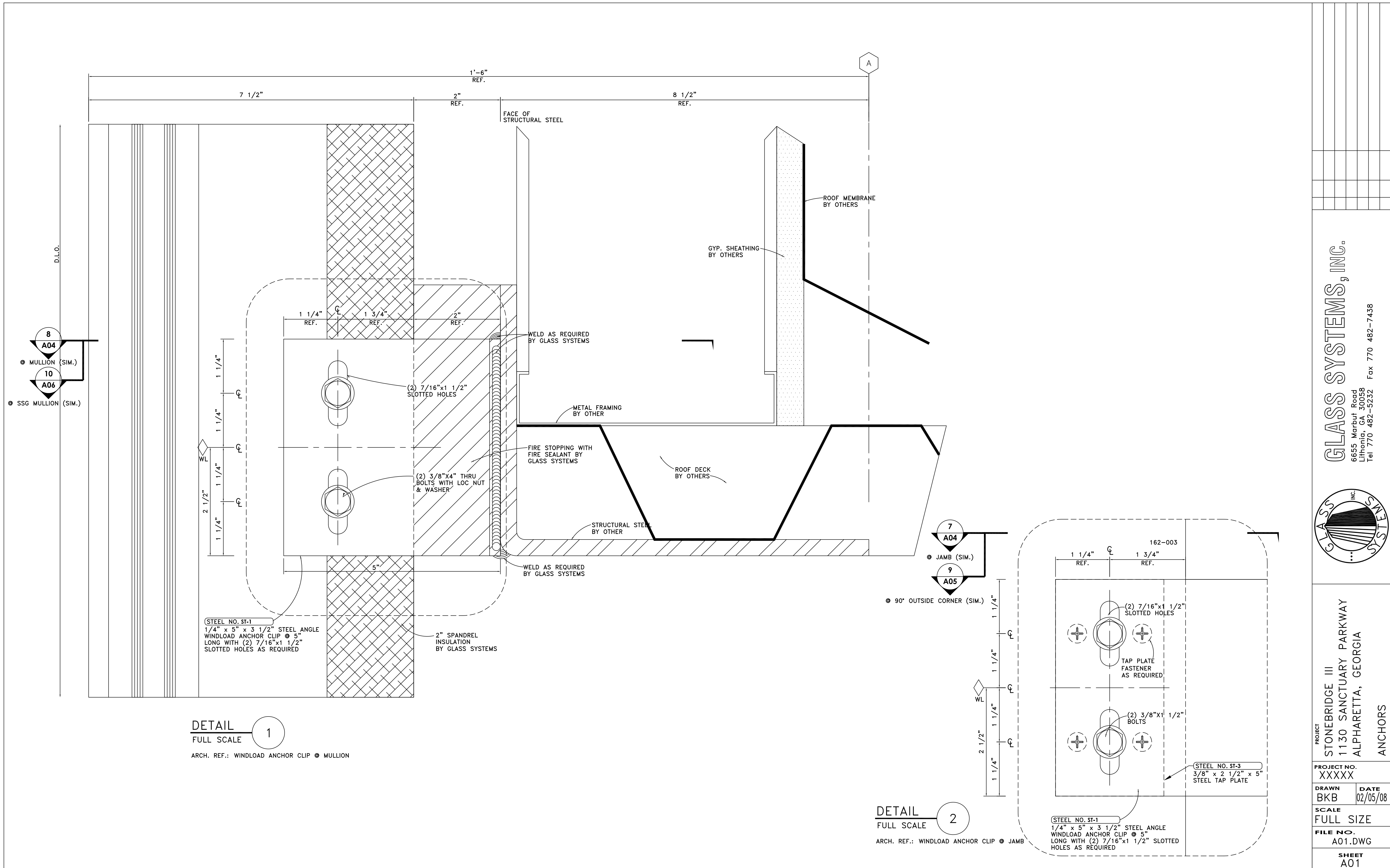
GLASS SYSTEMS, INC.
 6655 Marbut Road
 Lithonia, GA 30058
 Tel 770 482-5232 Fax 770 482-7438



PROJECT
 STONEBRIDGE III
 1130 SANCTUARY PARKWAY
 ALPHARETTA, GEORGIA

PROJECT NO.	XXXXX
DRAWN	DATE
BKB	02/05/08
SCALE	FULL SIZE
FILE NO.	D26.DWG
SHEET	D26

DETAILS



DETAIL 1
FULL SCALE


ARCH. REF.: WINDLOAD ANCHOR CLIP @ MULLION

DETAIL 2
FULL SCALE

ARCH. REF.: WINDLOAD ANCHOR CLIP @ JAMB

GLASS SYSTEMS, INC.

6655 Marbut Road
Lithonia, GA 30058
Tel 770 482-5232 Fax 770 482-7438



PROJECT
**STONEBRIDGE III
1130 SANCTUARY PARKWAY
ALPHARETTA, GEORGIA**

ANCHORS

PROJECT NO.
XXXXX

DRAWN
BKB DATE
02/05/08

SCALE
FULL SIZE

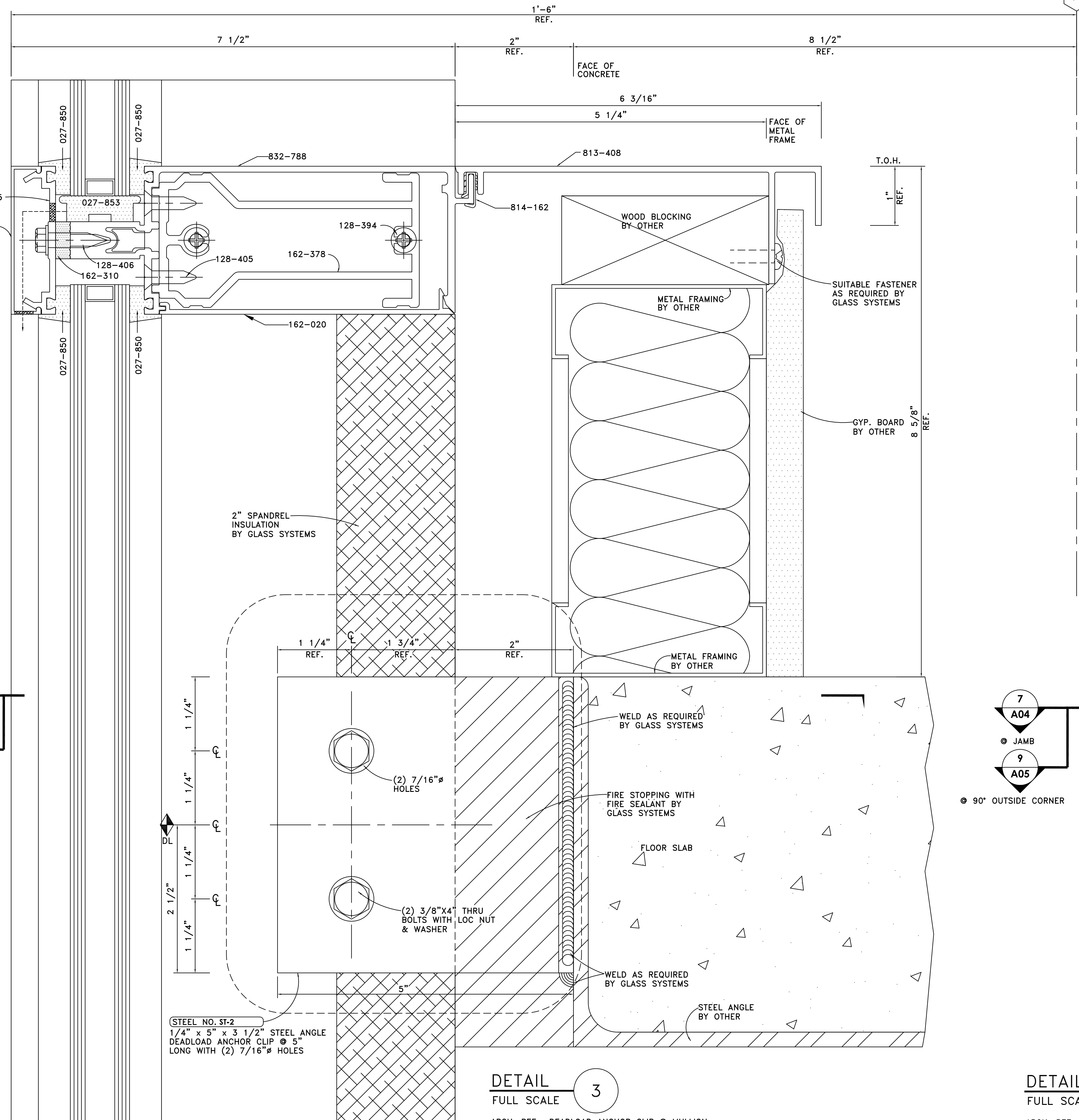
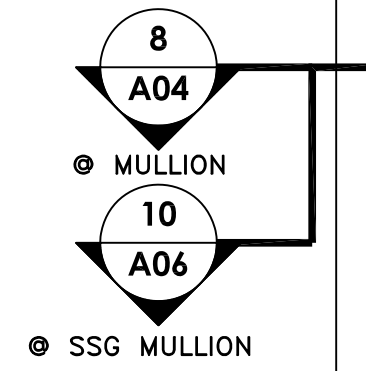
FILE NO.
A01.DWG

SHEET
A01

D.L.O.

2 1/2"

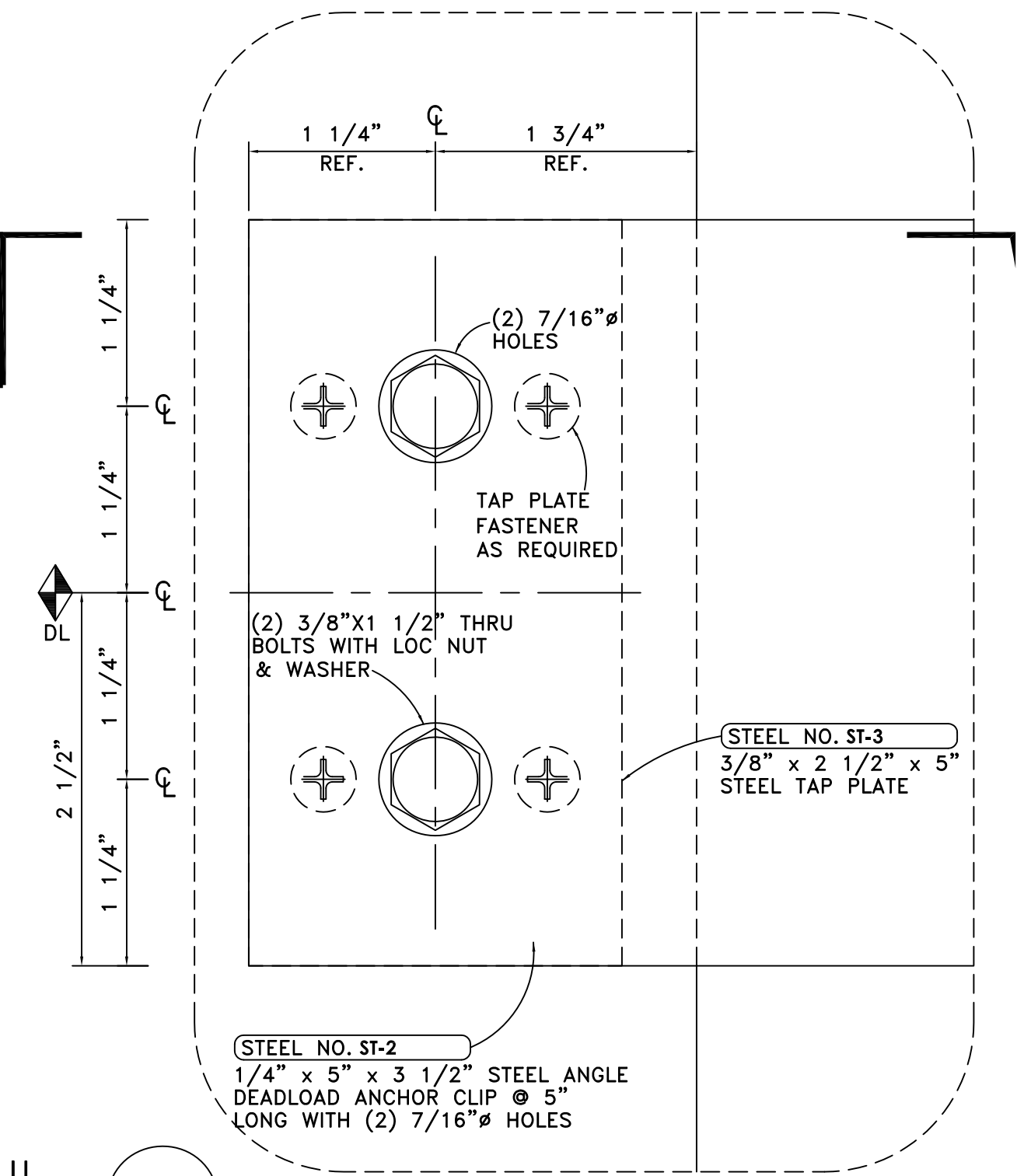
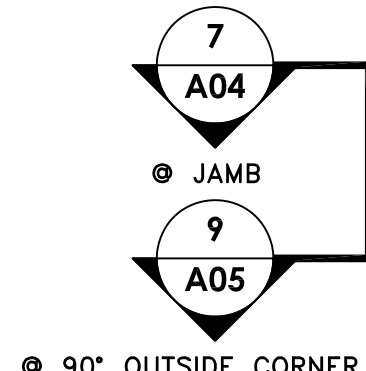
D.L.O.



DETAIL 3
 FULL SCALE

ARCH. REF.: DEADLOAD ANCHOR CLIP ● MULLION


A



DETAIL 4
 FULL SCALE

ARCH. REF.: DEADLOAD ANCHOR CLIP ● JAMB

GLASS SYSTEMS, INC.
 6655 Marbut Road
 Lithonia, GA 30058
 Tel 770 482-5232 Fax 770 482-7438



PROJECT
 STONEBRIDGE III
 1130 SANCTUARY PARKWAY
 ALPHARETTA, GEORGIA

PROJECT NO. XXXXX

DRAWN BKB DATE 02/05/08

SCALE FULL SIZE

FILE NO. A02.DWG

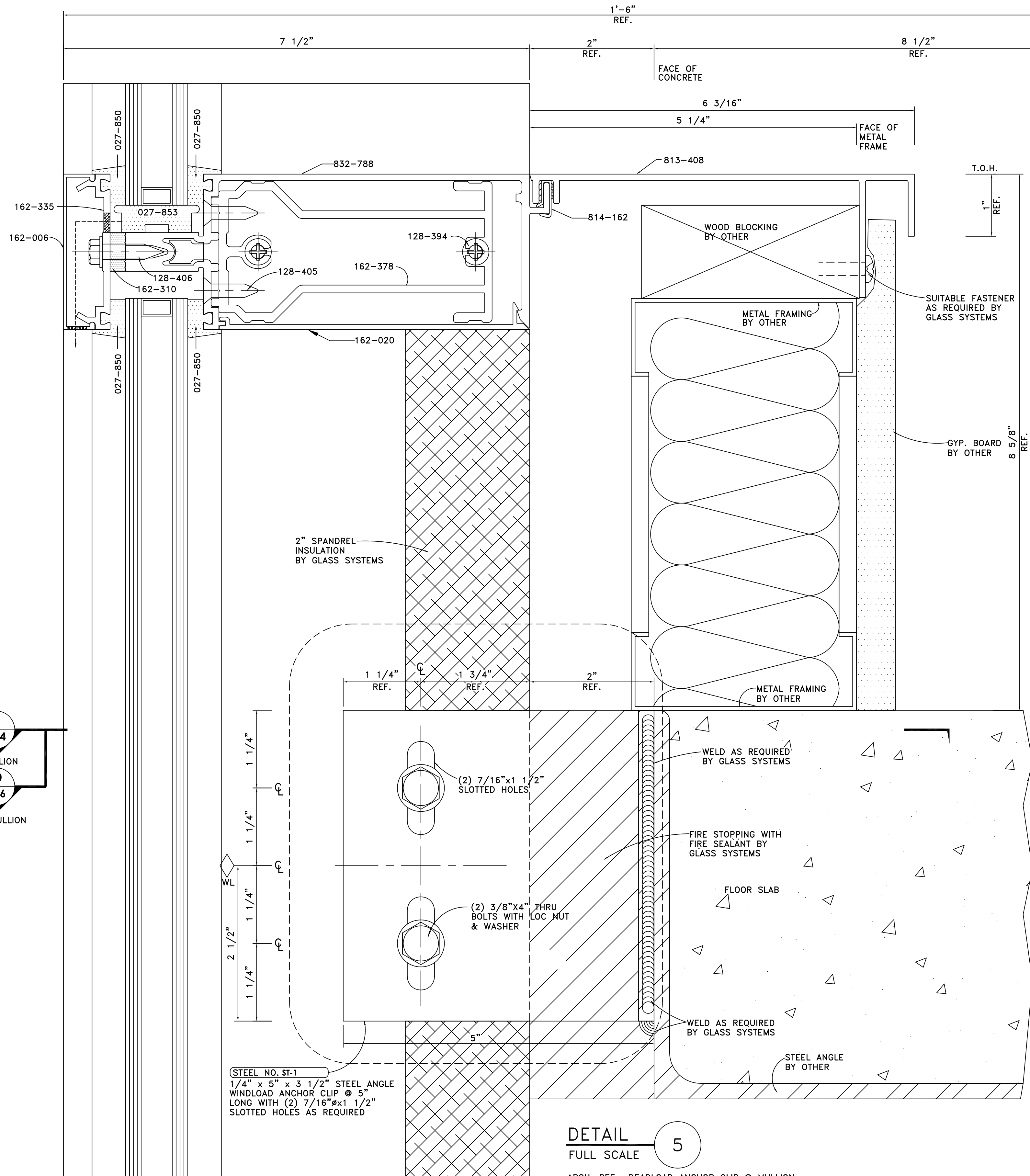
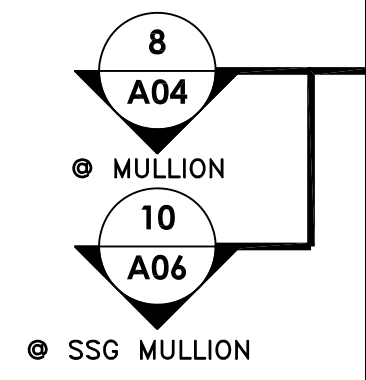
SHEET A02

ANCHORS

D.L.O.

2 1/2"

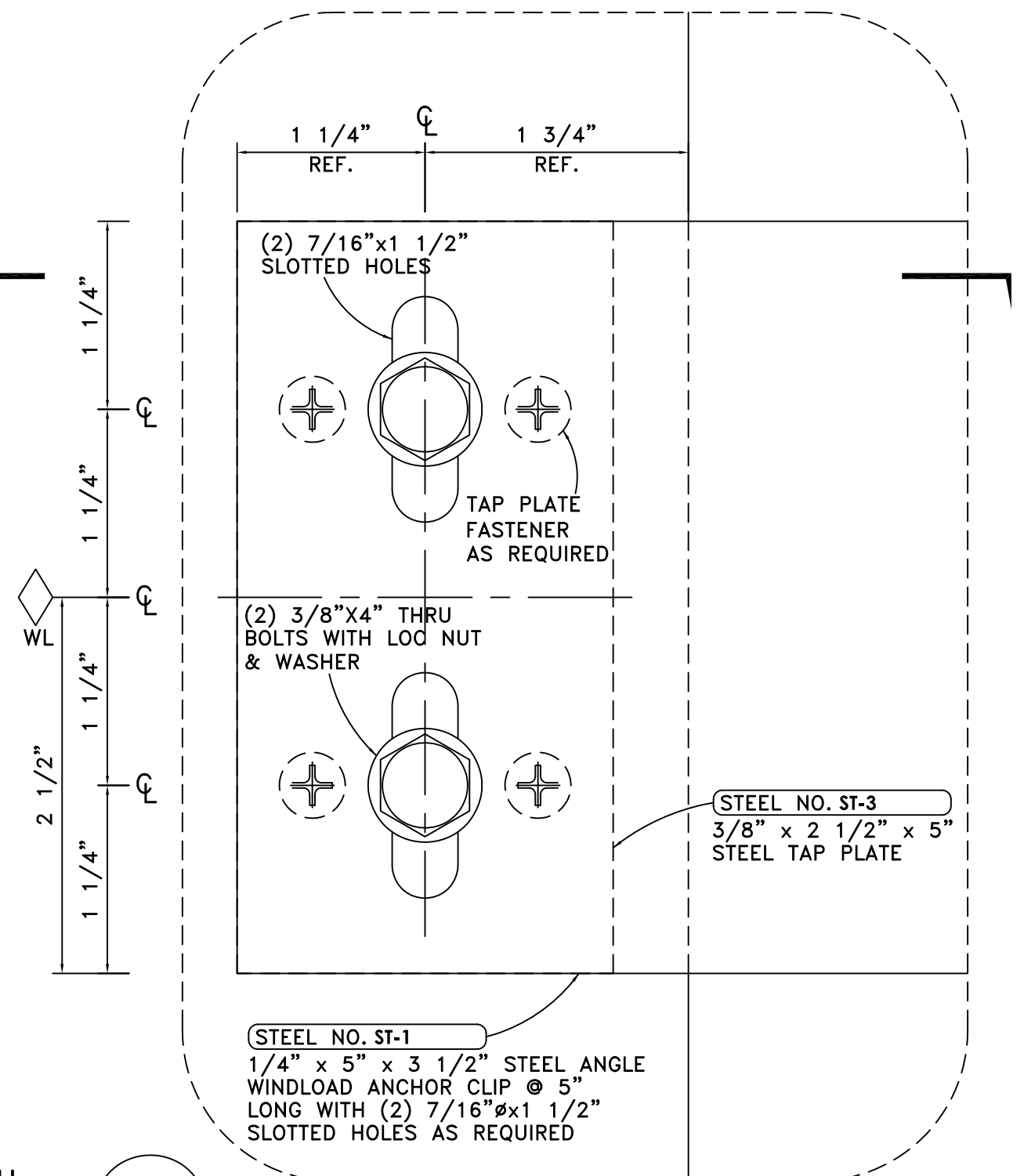
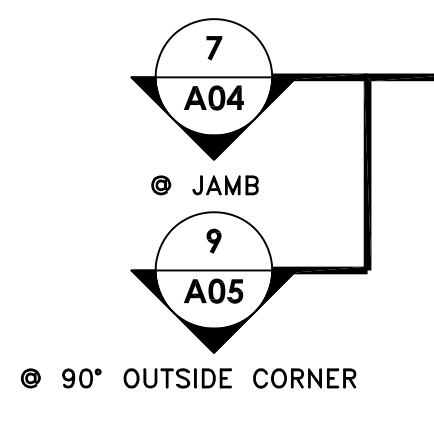
D.L.O.



DETAIL 5
FULL SCALE

ARCH. REF.: DEADLOAD ANCHOR CLIP @ MULLION


A



DETAIL 6
FULL SCALE

ARCH. REF.: DEADLOAD ANCHOR CLIP @ JAMB

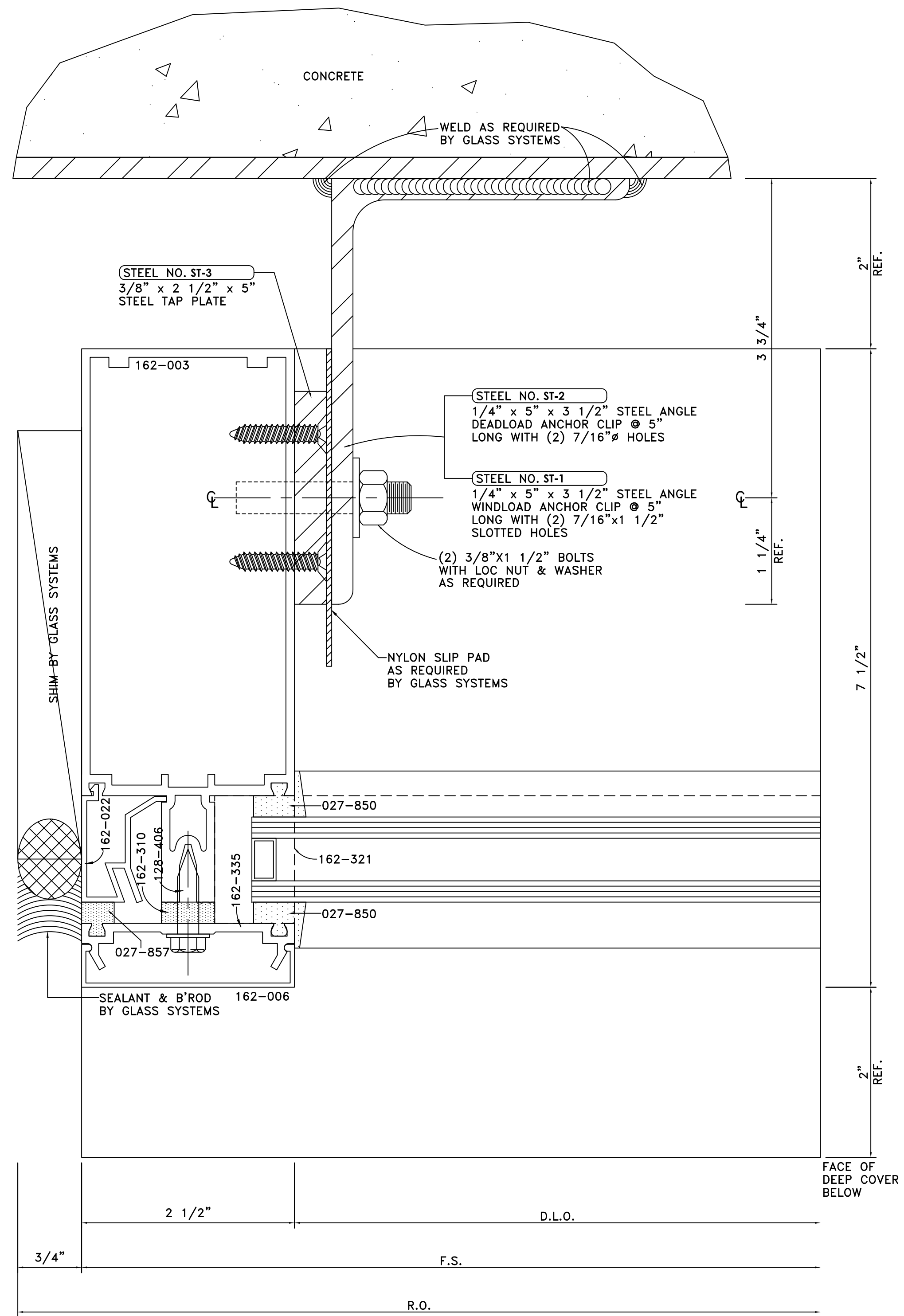
GLASS SYSTEMS, INC.
6655 Marbut Road
Lithonia, GA 30058
Tel 770 482-5232 Fax 770 482-7438



PROJECT
STONEBRIDGE III
1130 SANCTUARY PARKWAY
ALPHARETTA, GEORGIA

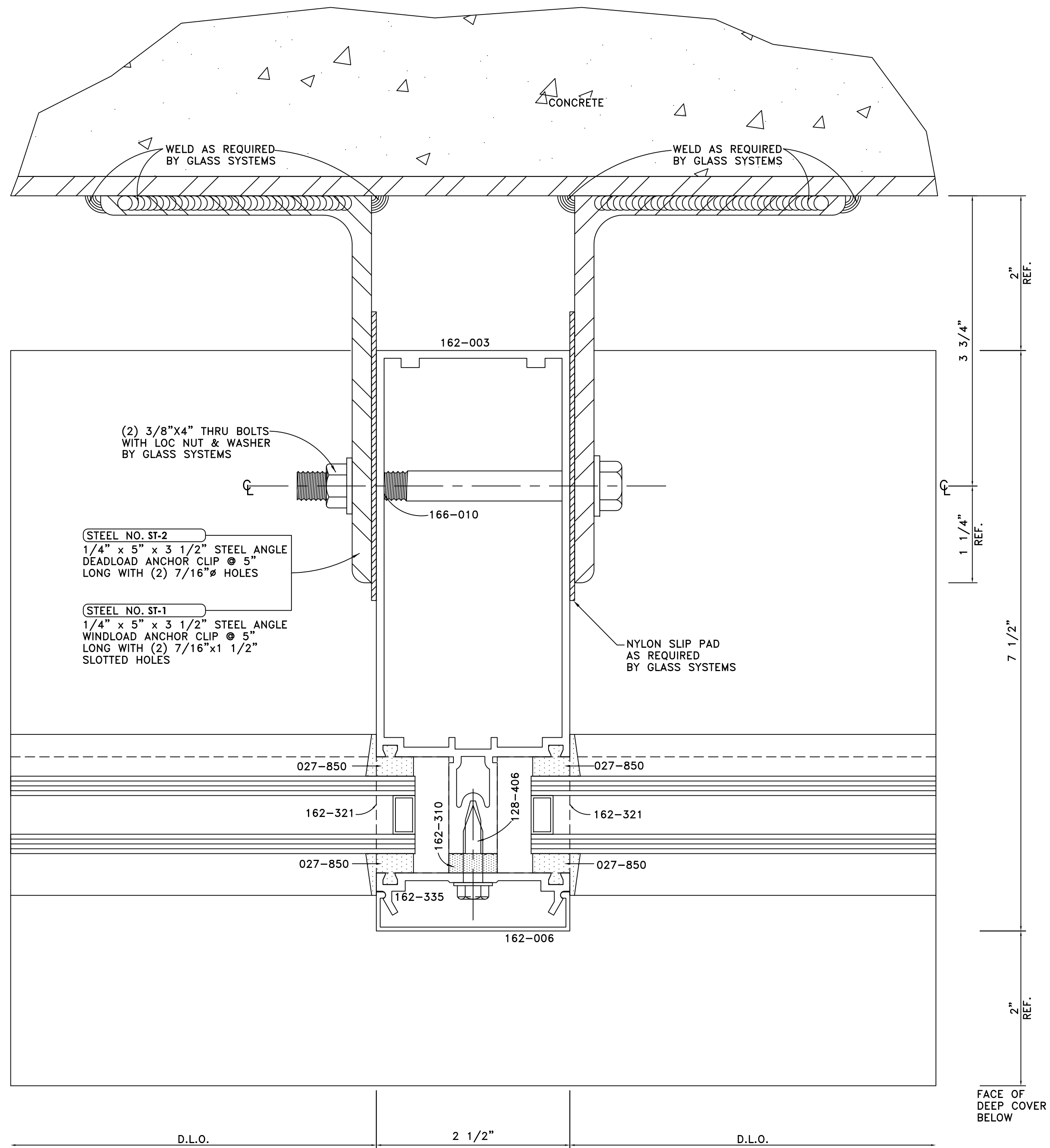
ANCHORS

PROJECT NO.	XXXXX
DRAWN	BKB
DATE	02/05/08
SCALE	FULL SIZE
FILE NO.	A03.DWG
SHEET	A03



DETAIL 7
FULL SCALE


ARCH. REF.: ANCHOR SECTION @ JAMB



DETAIL 8
FULL SCALE

ARCH. REF.: ANCHOR SECTION @ MULLION (1\"-1\")

GLASS SYSTEMS, INC.
6655 Marbut Road
Lithonia, GA 30058
Tel 770 482-5232 Fax 770 482-7438



PROJECT
STONEBRIDGE III
1130 SANCTUARY PARKWAY
ALPHARETTA, GEORGIA

ANCHORS

PROJECT NO.
XXXXX

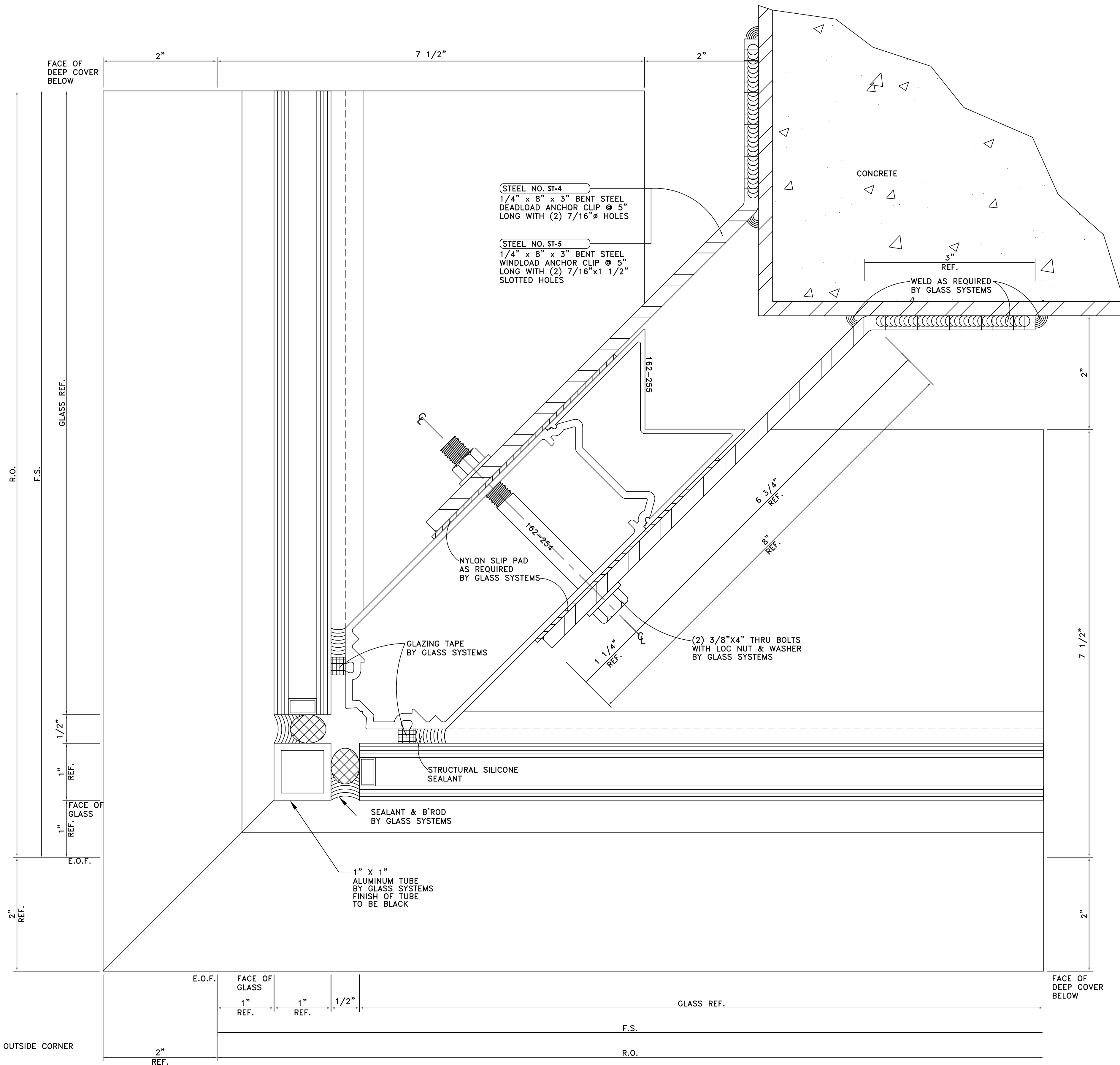
DRAWN
BKB

DATE
02/05/08

SCALE
FULL SIZE

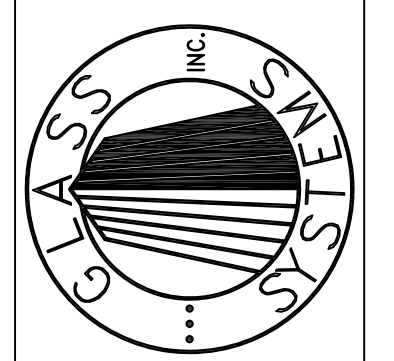
FILE NO.
A04.DWG

SHEET
A04



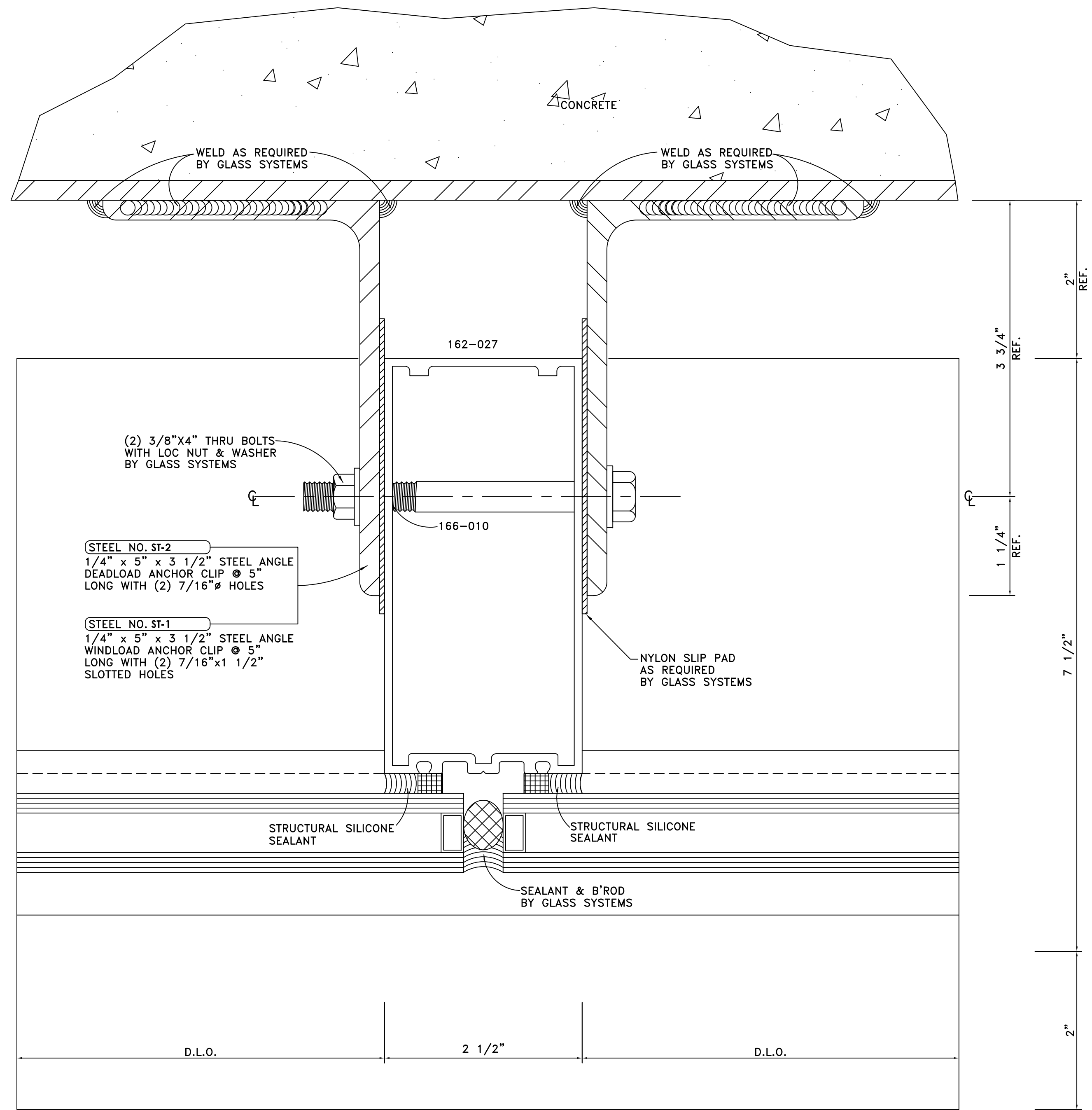
DETAIL 9
 FULL SCALE
 ARCH. REF.: ANCHOR SECTION @ 90° OUTSIDE CORNER

GLASS SYSTEMS, INC.
 6655 Marbut Road
 Lithonia, GA 30058
 Tel 770 482-5232 Fax 770 482-7438



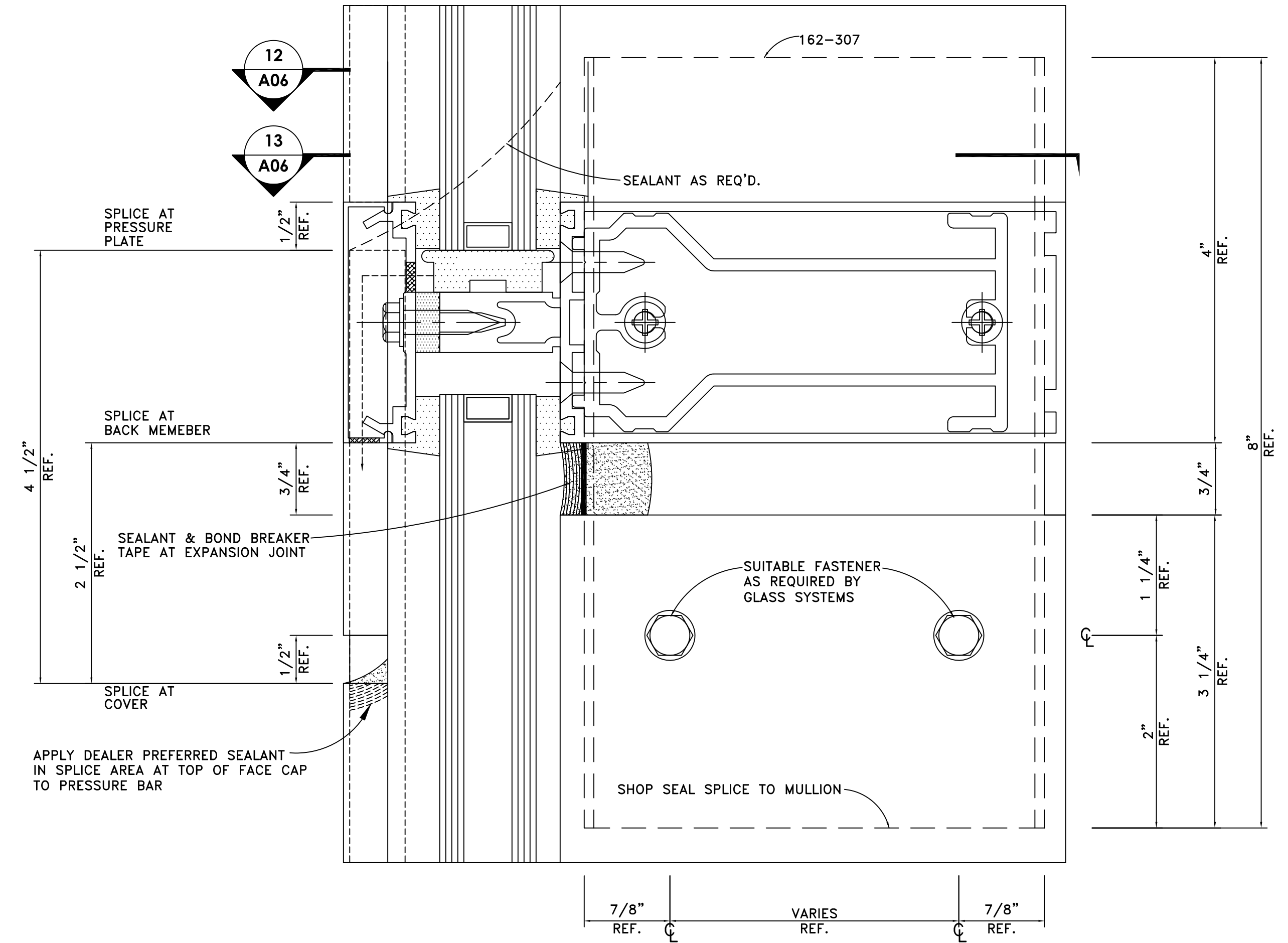
PROJECT
 STONEBRIDGE III
 1130 SANCTUARY PARKWAY
 ALPHARETTA, GEORGIA
 ANCHORS

PROJECT NO.
 XXXXX
 DRAWN
 BKB
 DATE
 02/05/08
 SCALE
 FULL SIZE
 FILE NO.
 A05.DWG
 SHEET
 A05



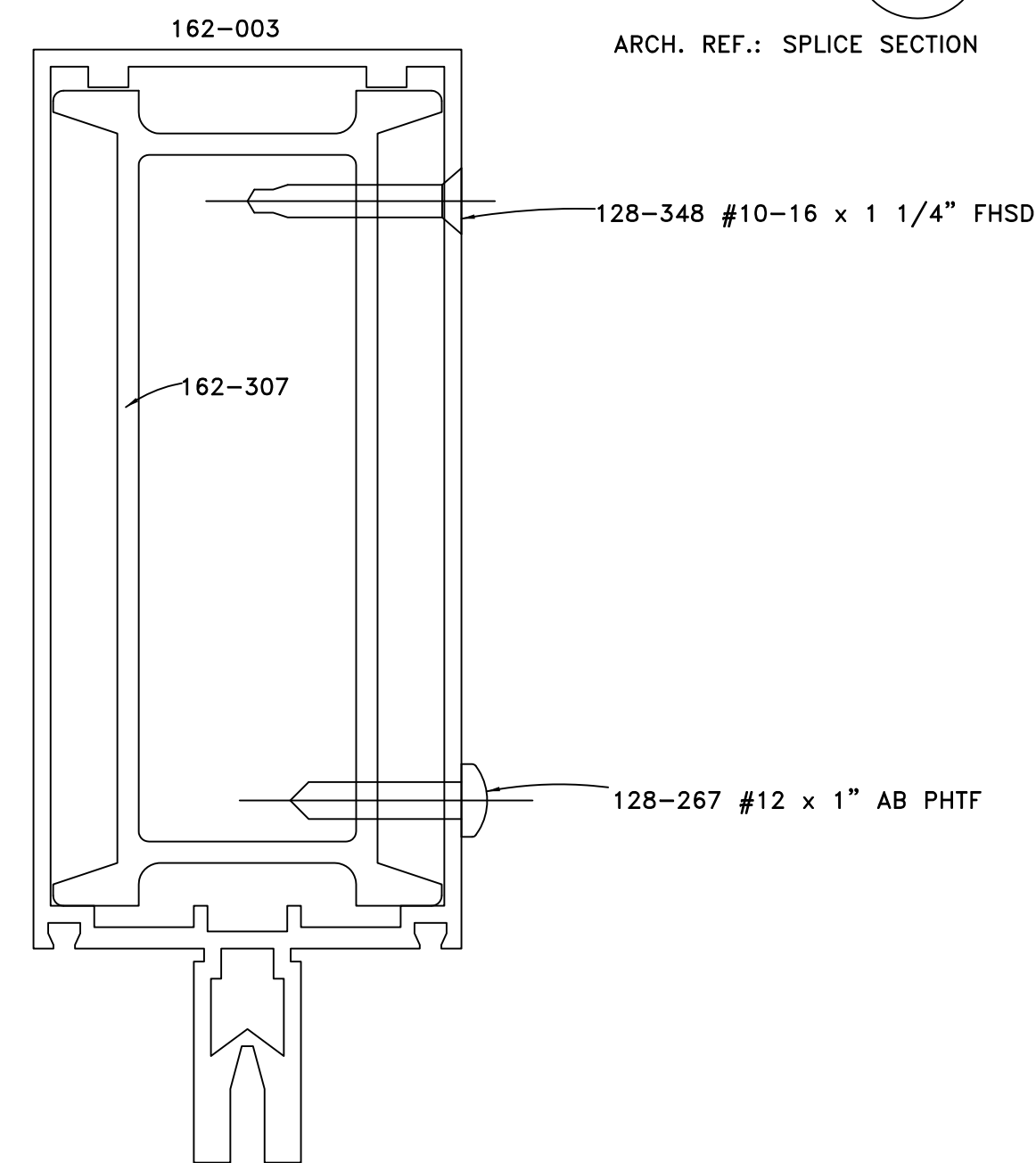
DETAIL 10
FULL SCALE

ARCH. REF.: ANCHOR SECTION @ SSG MULLION (1"-1")



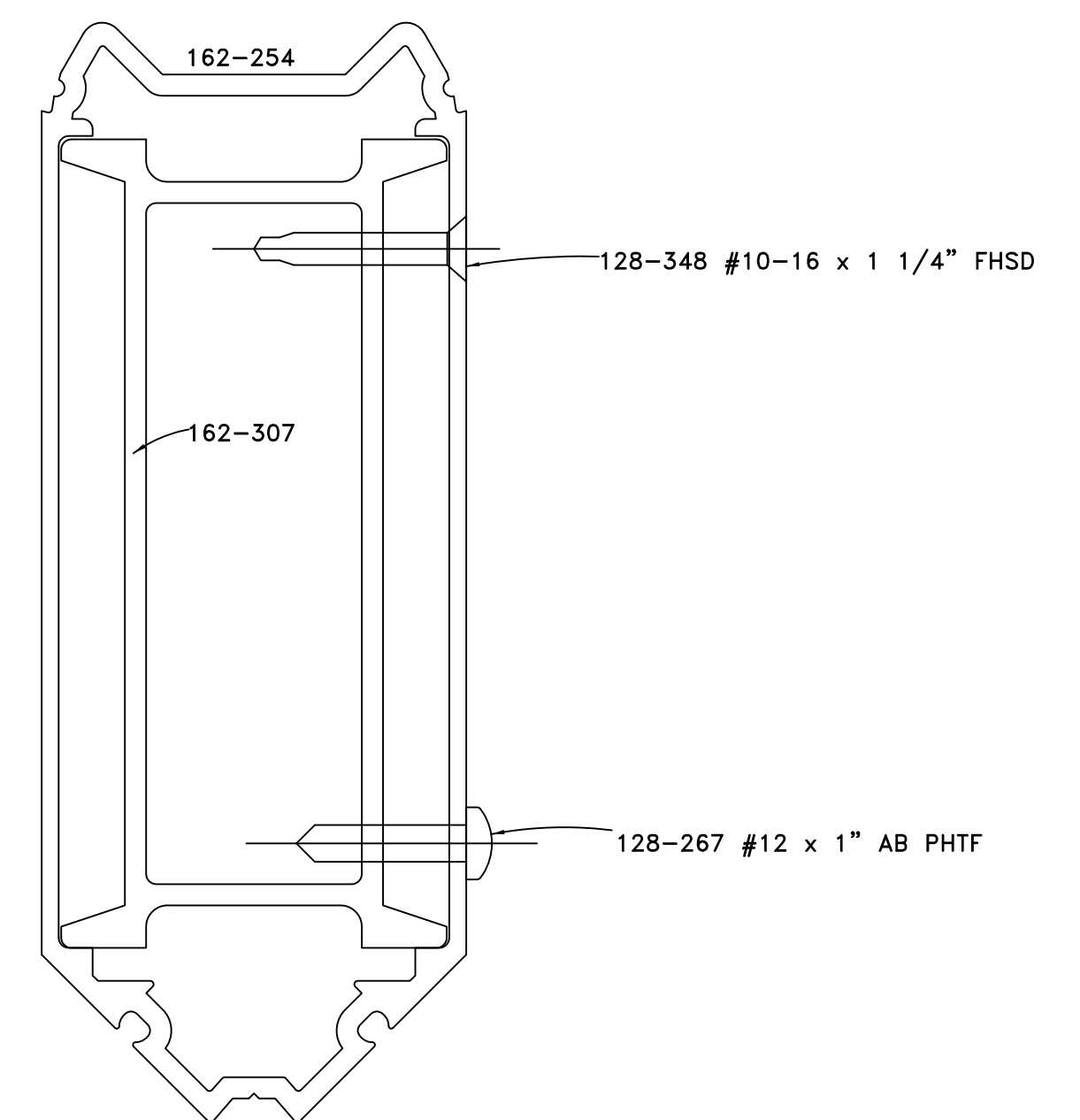
DETAIL 11
FULL SCALE

ARCH. REF.: SPLICE SECTION



DETAIL 12
FULL SCALE


ARCH. REF.: SPLICE DETAIL



DETAIL 13
FULL SCALE

ARCH. REF.: SPLICE DETAIL

GLASS SYSTEMS, INC.
6655 Marbut Road
Lithonia, GA 30058
Tel 770 482-5232 Fax 770 482-7438



PROJECT
STONEBRIDGE III
1130 SANCTUARY PARKWAY
ALPHARETTA, GEORGIA
ANCHORS

PROJECT NO.
XXXXX

DRAWN
BKB

DATE
02/05/08

SCALE
FULL SIZE

FILE NO.
A06.DWG

SHEET
A06