

# CITY HALL SUWANEE, GEORGIA CITY OF SUWANEE, GEORGIA

# SSi

Storefront Systems, Inc.  
9170 Old Atlanta Highway, NW  
Covington, GA 30014  
770.784.1555  
770.355.8010 Fax

NO.									
REVISION									
ISSUE DATE									
BY									
DATE									

ARCH./G.C./INSTALLER NOTE:  
REFER TO ELLISON DOOR  
SHOP DRAWINGS FOR THESE DOORS

## GENERAL NOTES

**FRAMING:** YKK YWW 45TU STOREFRONT SYSTEM (2" x 4 1/2") FOR 1" GLASS  
YKK YCW 750 CURTAINWALL SYSTEM (2 1/2" x 9") FOR 1" GLASS  
YKK YCW 750 CURTAINWALL SYSTEM (2 1/2" x 6 3/4") FOR 1/4" GLASS  
YKK SERIES 50D MEDIUM STILE DOORS FOR 1" & 1/4" GLASS

**FINISH:** PAINTED: KYNAR STANDARD 2-COAT (NON-METALLIC, NON-EXOTIC, NON-XL)

**GLASS SCHEDULE:**

GLASS LEGEND	
	1/4" CLEAR TEMPERED GLASS
	1/4" CLEAR GLASS
	1" INSULATED CLEAR TEMPERED LOW-E GLASS
	1" INSULATED CLEAR LOW-E GLASS
	1" INSULATED TEMPERED SPANDREL (CLEAR TEMPERED LOW-E WITH STANDARD FRIT)
	1" INSULATED HEAT-STRENGTHENED SPANDREL (CLEAR HEAT-STRENGTHENED LOW-E WITH STANDARD FRIT)

PAGE COUNT	
COVER	C1 TO C1
PLANS	P1 TO P3
ELEVATIONS	E1 TO E5
DETAILS	D1 TO D20 W/ D2A & D8A
<b>TOTAL PAGES: 31</b>	

## DOOR AND HARDWARE SCHEDULE

ARCHITECTS ENTRANCE NUMBER	1105A	1206	1405B	1100A	1100B	1110	2101A	2101B				
ARCHITECTS HARDWARE SET		AL-04	AL-05			AL-03						
DOOR TYPE (STYLE)	50D WIDE	50D WIDE	50D WIDE			50D WIDE	WOOD DOOR	WOOD DOOR				
PAIR OR SINGLE	SINGLE	SINGLE	SINGLE	PAIR	PAIR	PAIR	PAIR	PAIR				
DOOR OPENING SIZE	3'-0" X 7'-2"	3'-0" X 7'-2"	3'-0" X 7'-2"	6'-4" X 9'-0 3/4"	6'-4" X 9'-0 3/4"	6'-0" X 7'-1"	6'-4" X 9'-1"	6'-4" X 9'-1"				
DOOR SWING	RH	RH	RH	LH RH	LH RH	LH RH	LH RH	LH RH				
ITEM #	HARDWARE DESCRIPTION		FINISH									
1	IVES 224HD X EPT PREP CONTINUOUS HINGE		ADVISE	▲	—	▲		▲	▲			
2	LCN 4111 SCUSH SURFACE CLOSER			■	—	—		—	—			
3	VON DUPRIN EXIT DEVICE 98E0			▲	—	—		—	—			
4	IVES 8400 KICKPLATE			■	—	—		—	—			
5	NGP 425 THRESHOLD		MILL	●	●	●		●	—			
6	NGP DOOR SWEEP C627A			■	—	—		—	—			
7	NGP DRIP CAP 16A		MILL	■	—	—		—	—			
8	LCN 2030 X 2030-169 CONCEALED CLOSER			—	▲	▲		▲	▲			
9	VON DUPRIN EXIT DEVICE RX-3547A-EO			—	—	—		▲	—			
10	VON DUPRIN EXIT DEVICE RX-EL3547A-NL-OP			—	—	—		—	▲			
11	VON DUPRIN POWER TRANSFER EPT-10			—	—	■		■	■			
12	SCH RIM CYLINDER 20-710			—	▲	—		—	▲			
13	VON DUPRIN POWER SUPPLY PS873-2			—	—	■		■	—			
14	SCE DOOR POSITION SWITCH 679-05			—	—	■		■	—			
15	ROCKWOOD DOOR PULL BF157 X 12HD			—	—	▲		▲	▲			
16	ROCKWOOD 467 HEAVY DUTY DOOR STOP			—	■	■		■	■			
17	VON DUPRIN EXIT DEVICE 35A-EO			—	▲	—		—	—			
18	CARD READER BY SECURITY CONTRACTOR			—	—	■		■	—			
19	IVES 224 HD CONTINUOUS HINGE			—	▲	—		—	—			
17	VON DUPRIN EXIT DEVICE RX-EL35A-NL-OP			—	—	▲		—	—			
				○	HARDWARE FURNISHED BY SSI PREPARATION AND APPLICATION BY YKK				○			
				▲	HARDWARE FURNISHED AND APPLIED BY SSI				▲			
				■	HARDWARE FURNISHED BY YKK/SHIPPED LOOSE FOR FIELD APPLICATION				■			
				□	HARDWARE FURNISHED BY SSI AND APPLIED BY SSI WITH PREPARATION BY YKK				□			

GENERAL NOTES:  
DOOR SUBFRAMES TO BE PREP'D. FOR HINGES FOR WOOD DOORS.  
WOOD DOORS ARE BY OTHER.

ARCHITECT NAME AND LOCATION:  
BRFH  
2000 POWERS FERRY ROAD  
SUITE 600  
MARIETTA, GEORGIA 30067

CUSTOMER NAME AND LOCATION:  
TURNER CONSTRUCTION  
ATLANTA, GEORGIA

PROJECT NAME AND LOCATION:  
CITY HALL  
SUWANEE, GEORGIA  
CITY OF SUWANEE, GEORGIA

DESCRIPTION:  
COVER

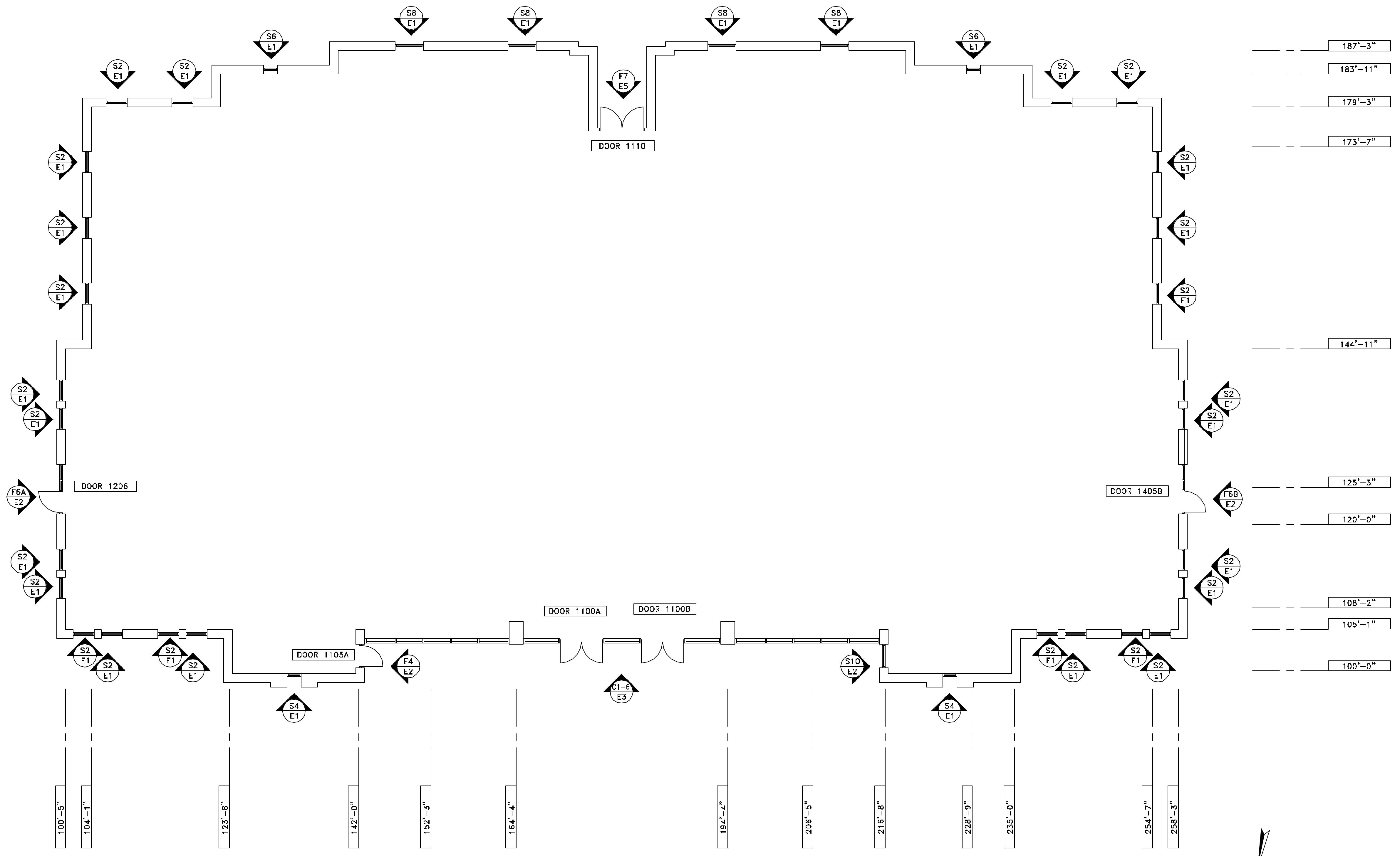
SCALE:  
FULL

ISSUE DATE:  
11/28/07

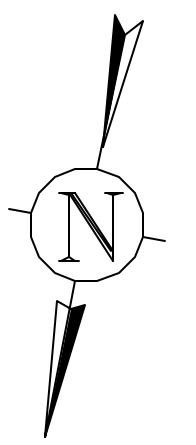
DRAWN BY:  
BKB

CHECKED BY:  
BKB

SHEET NO.:  
C1



---	187'-3"
---	183'-11"
---	179'-3"
---	173'-7"
---	144'-11"
---	125'-3"
---	120'-0"
---	108'-2"
---	105'-1"
---	100'-0"



**FIRST FLOOR PLAN**

SCALE: 1/8"=1'-0"  
 ARCH. REF.: A101

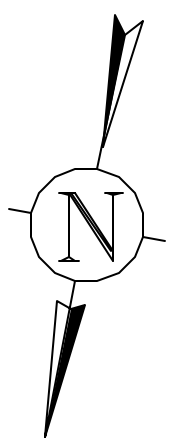
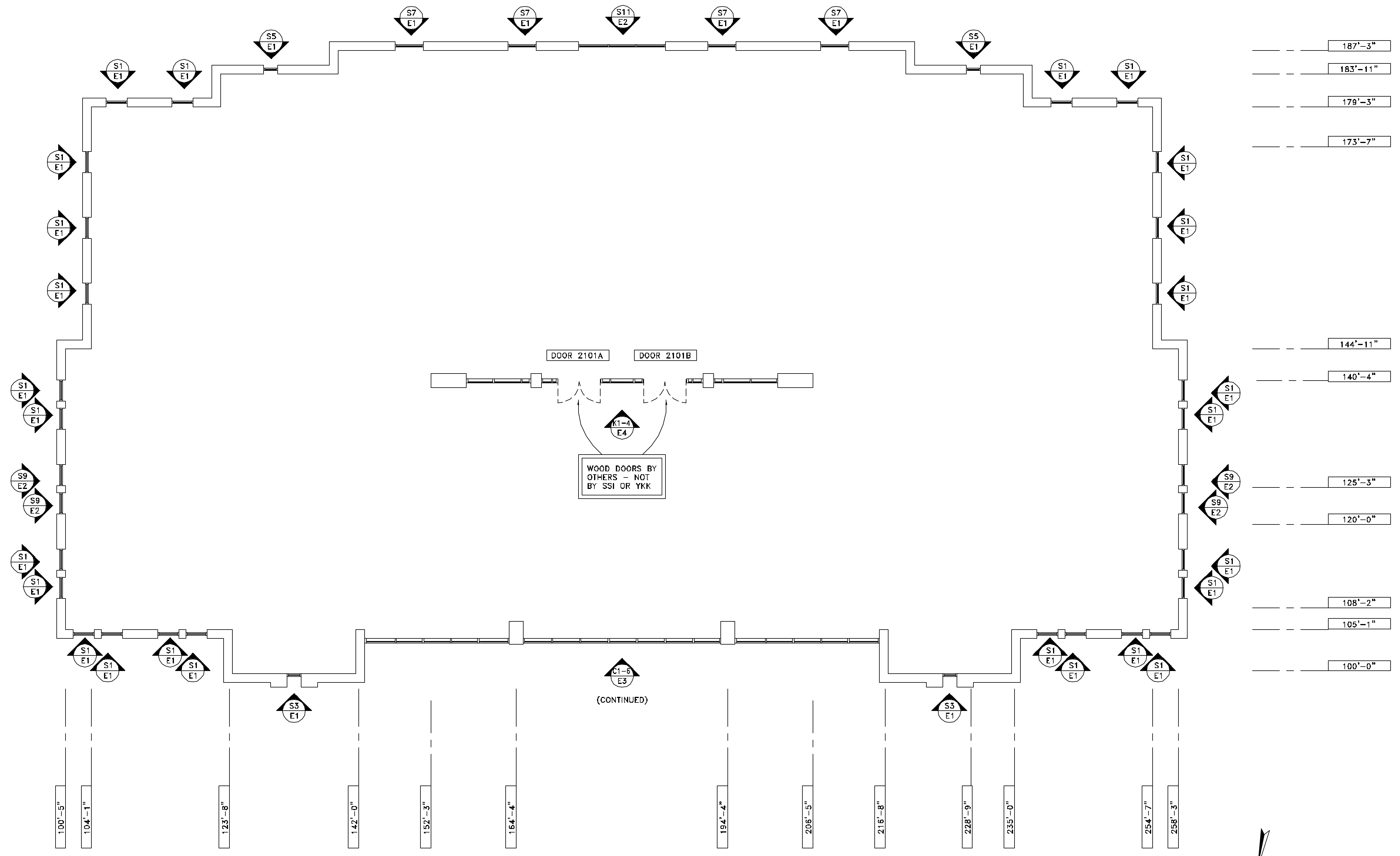
NO.	REVISION	ISSUE DATE	BY	DATE

ARCHITECT NAME AND LOCATION:  
 BRPH  
 2000 POWERS FERRY ROAD  
 SUITE 600  
 MARIETTA, GEORGIA 30067

CUSTOMER NAME AND LOCATION:  
 TURNER CONSTRUCTION  
 ATLANTA, GEORGIA

PROJECT NAME AND LOCATION:  
 CITY HALL  
 SUWANEE, GEORGIA  
 CITY OF SUWANEE, GEORGIA

DESCRIPTION: PLANS	
SCALE: 1/8"=1'-0"	ISSUE DATE: 11/28/07
DRAWN BY: BKB	SHEET NO.:
CHECKED BY: BKB	<b>P1</b>



## SECOND FLOOR PLAN

SCALE: 1/8" = 1'-0"  
 ARCH. REF.: A102

NO.	REVISION	ISSUE DATE	BY	CD

ARCHITECT NAME AND LOCATION:  
 BRPH  
 2000 POWERS FERRY ROAD  
 SUITE 600  
 MARIETTA, GEORGIA 30067

CUSTOMER NAME AND LOCATION:  
 TURNER CONSTRUCTION  
 ATLANTA, GEORGIA

PROJECT NAME AND LOCATION:  
 CITY HALL  
 SUWANEE, GEORGIA  
 CITY OF SUWANEE, GEORGIA

DESCRIPTION:	
PLANS	
SCALE: 1/8" = 1'-0"	ISSUE DATE: 11/28/07
DRAWN BY: BKB	SHEET NO.:
CHECKED BY: BKB	P2

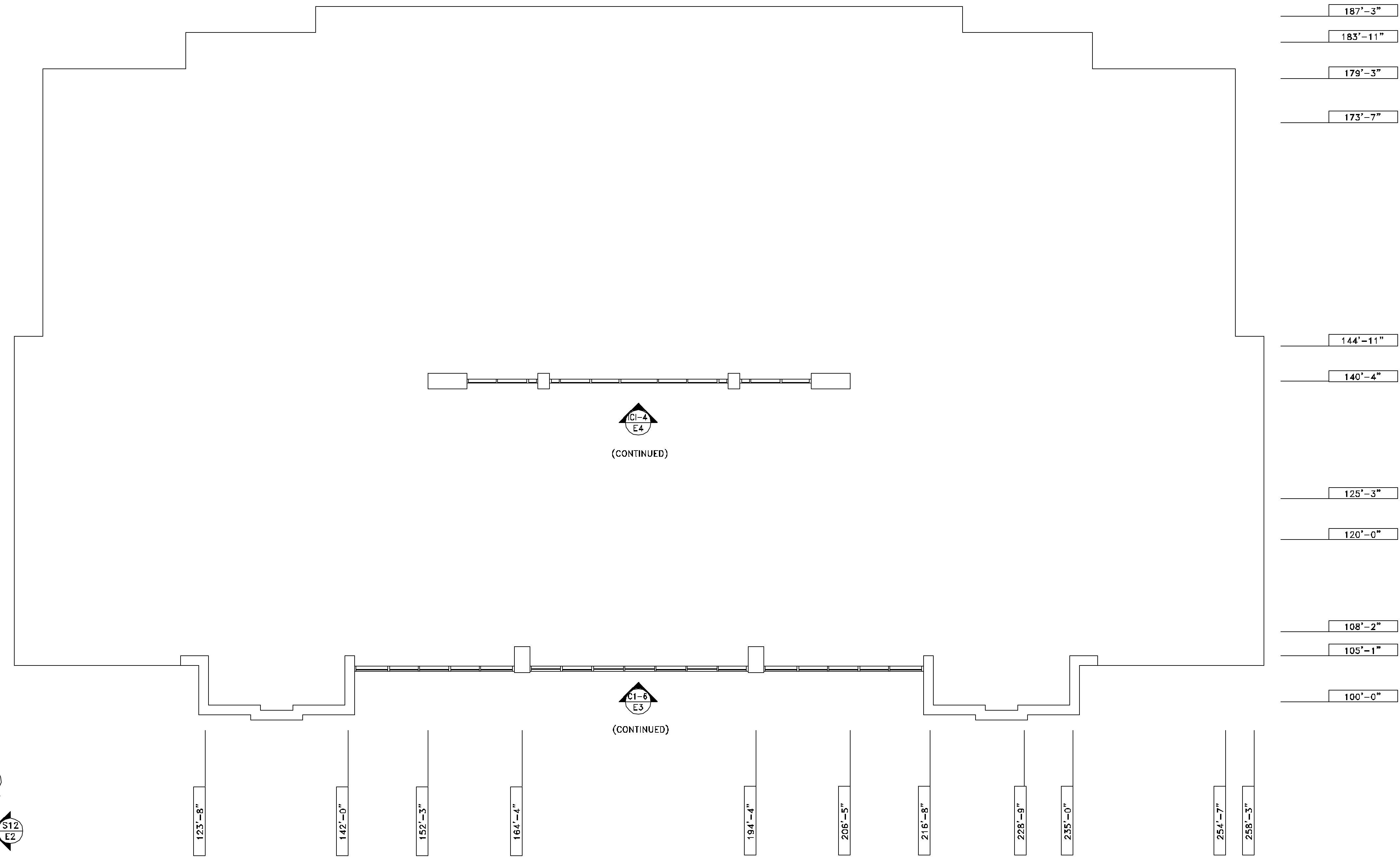
NO.	REVISION	ISSUE DATE	BY	CHK

ARCHITECT NAME AND LOCATION:  
 BRFH  
 2000 POWERS FERRY ROAD  
 SUITE 600  
 MARIETTA, GEORGIA 30067

CUSTOMER NAME AND LOCATION:  
 TURNER CONSTRUCTION  
 ATLANTA, GEORGIA

PROJECT NAME AND LOCATION:  
 CITY HALL  
 SUWANEE, GEORGIA  
 CITY OF SUWANEE, GEORGIA

DESCRIPTION: PLANS	
SCALE: 1/8"=1'-0"	ISSUE DATE: 11/28/07
DRAWN BY: BKB	SHEET NO.:
CHECKED BY: BKB	<b>P3</b>



**TOWER PLAN**  
 SCALE: 1/8"=1'-0"  
 ARCH. REF.: A103; S12/A621

**CLERESTORY PLAN**  
 SCALE: 1/8"=1'-0"  
 ARCH. REF.: A103

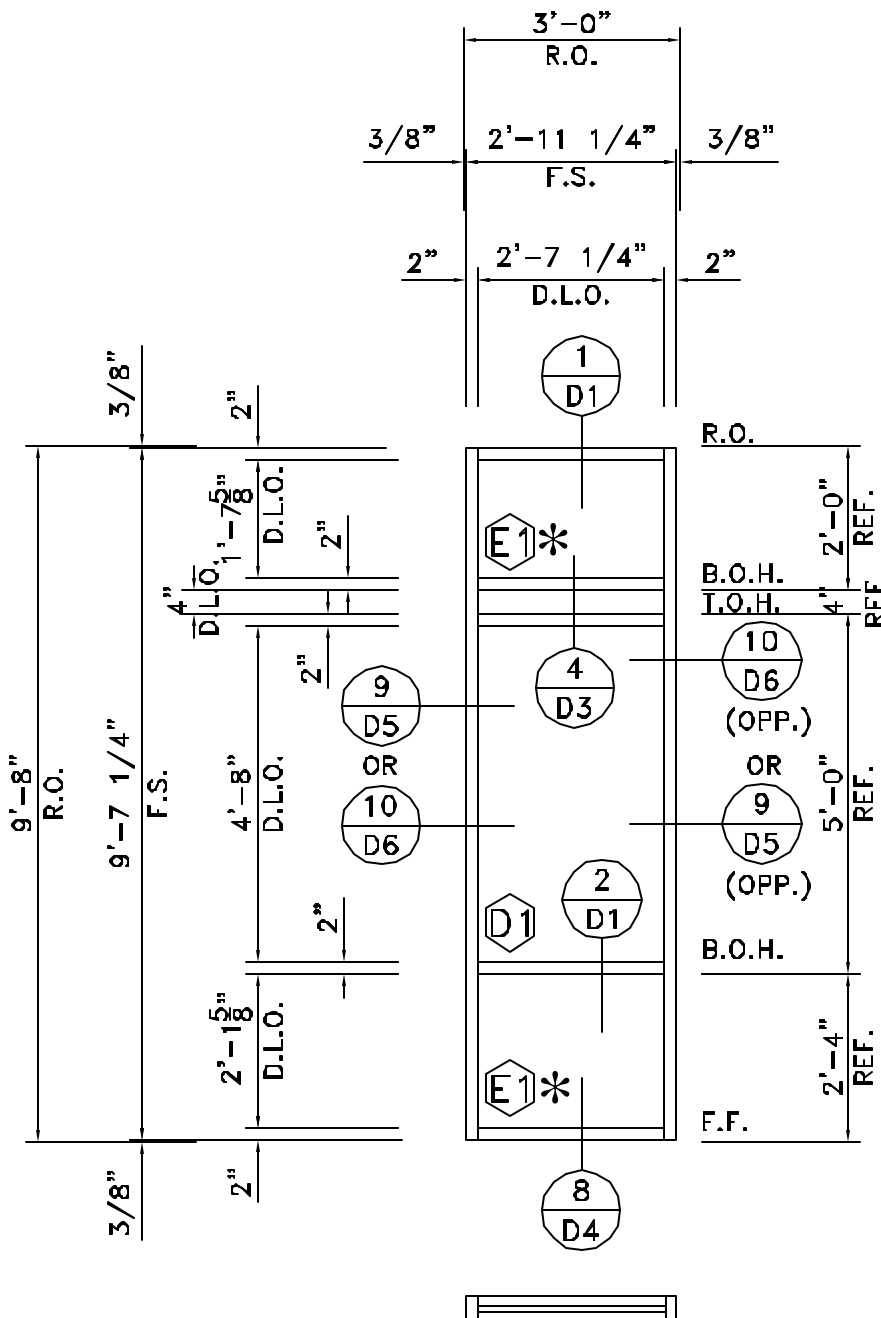
NO.	REVISION	ISSUE DATE	BY	CHK

ARCHITECT NAME AND LOCATION:  
BRPH  
2000 POWERS FERRY ROAD  
SUITE 600  
MARIETTA, GEORGIA 30067

CUSTOMER NAME AND LOCATION:  
TURNER CONSTRUCTION  
ATLANTA, GEORGIA

PROJECT NAME AND LOCATION:  
CITY HALL  
SUWANEE, GEORGIA  
CITY OF SUWANEE, GEORGIA

DESCRIPTION:	ELEVATIONS
SCALE:	3/8"=1'-0"
ISSUE DATE:	11/28/07
DRAWN BY:	BKB
CHECKED BY:	BKB
SHEET NO.:	E1

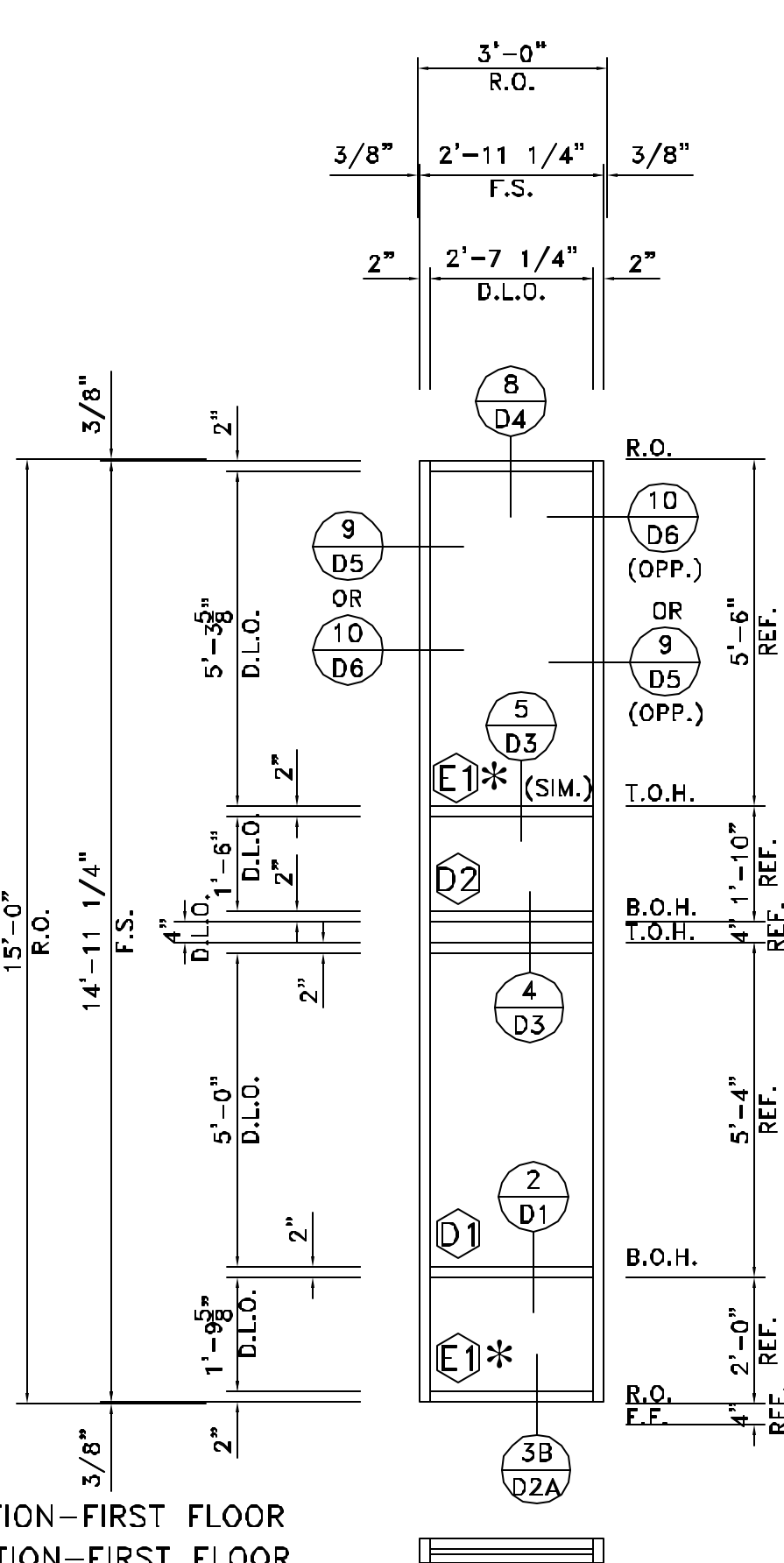


**ELEVATION S1**

SCALE: 3/8"=1'-0"

YES45 TU (2"x4 1/2")  
ARCH.REF.: A102, A621  
FOUR (4) THUS @ SOUTH ELEVATION—SECOND FLOOR  
EIGHT (8) THUS @ NORTH ELEVATION—SECOND FLOOR  
SEVEN (7) THUS @ WEST ELEVATION—SECOND FLOOR  
SEVEN (7) THUS @ EAST ELEVATION—SECOND FLOOR

TWENTY-SIX (26) TOTAL REQUIRED

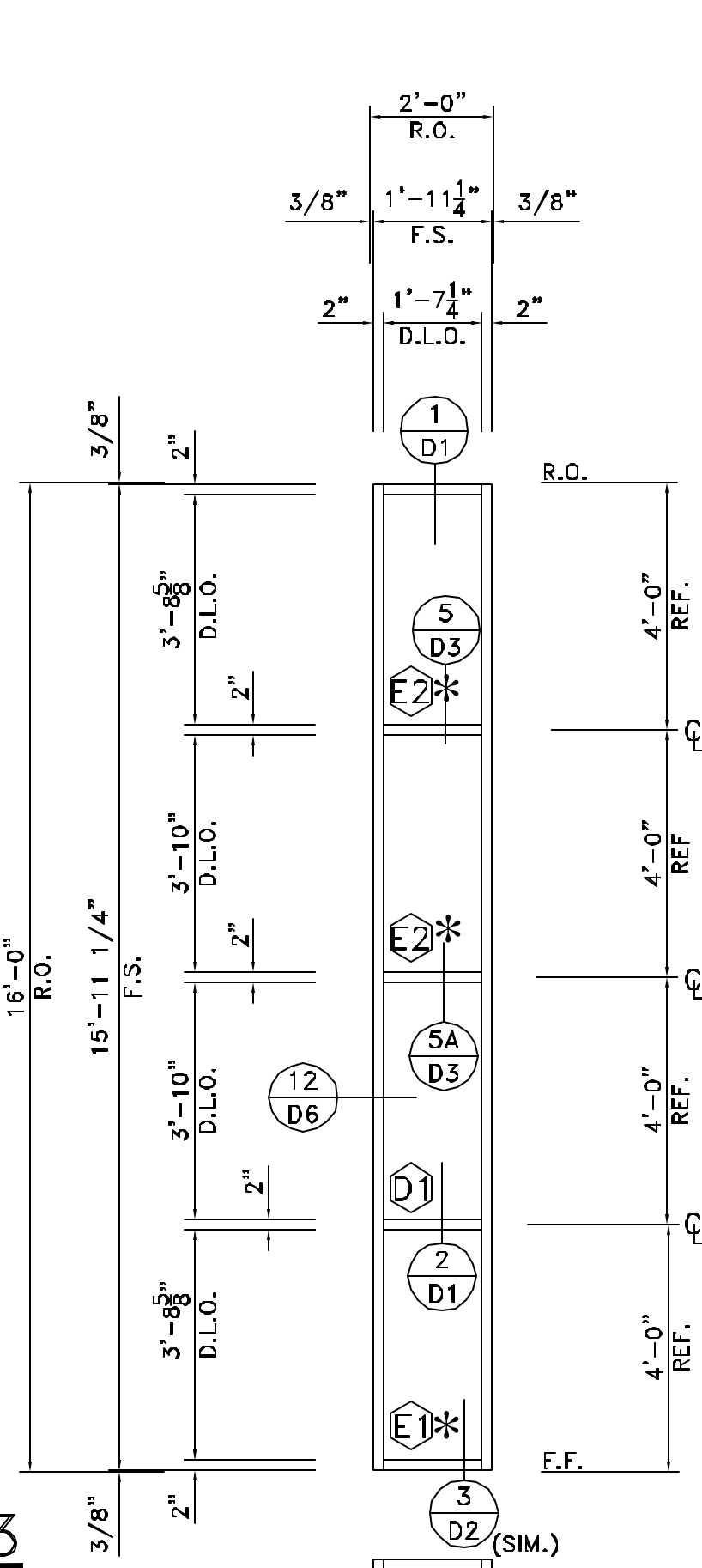


**ELEVATION S2**

SCALE: 3/8"=1'-0"

YES45 TU (2"x4 1/2")  
ARCH.REF.: A102, A621  
FOUR (4) THUS @ SOUTH ELEVATION—FIRST FLOOR  
EIGHT (8) THUS @ NORTH ELEVATION—FIRST FLOOR  
SEVEN (7) THUS @ WEST ELEVATION—FIRST FLOOR  
SEVEN (7) THUS @ EAST ELEVATION—FIRST FLOOR

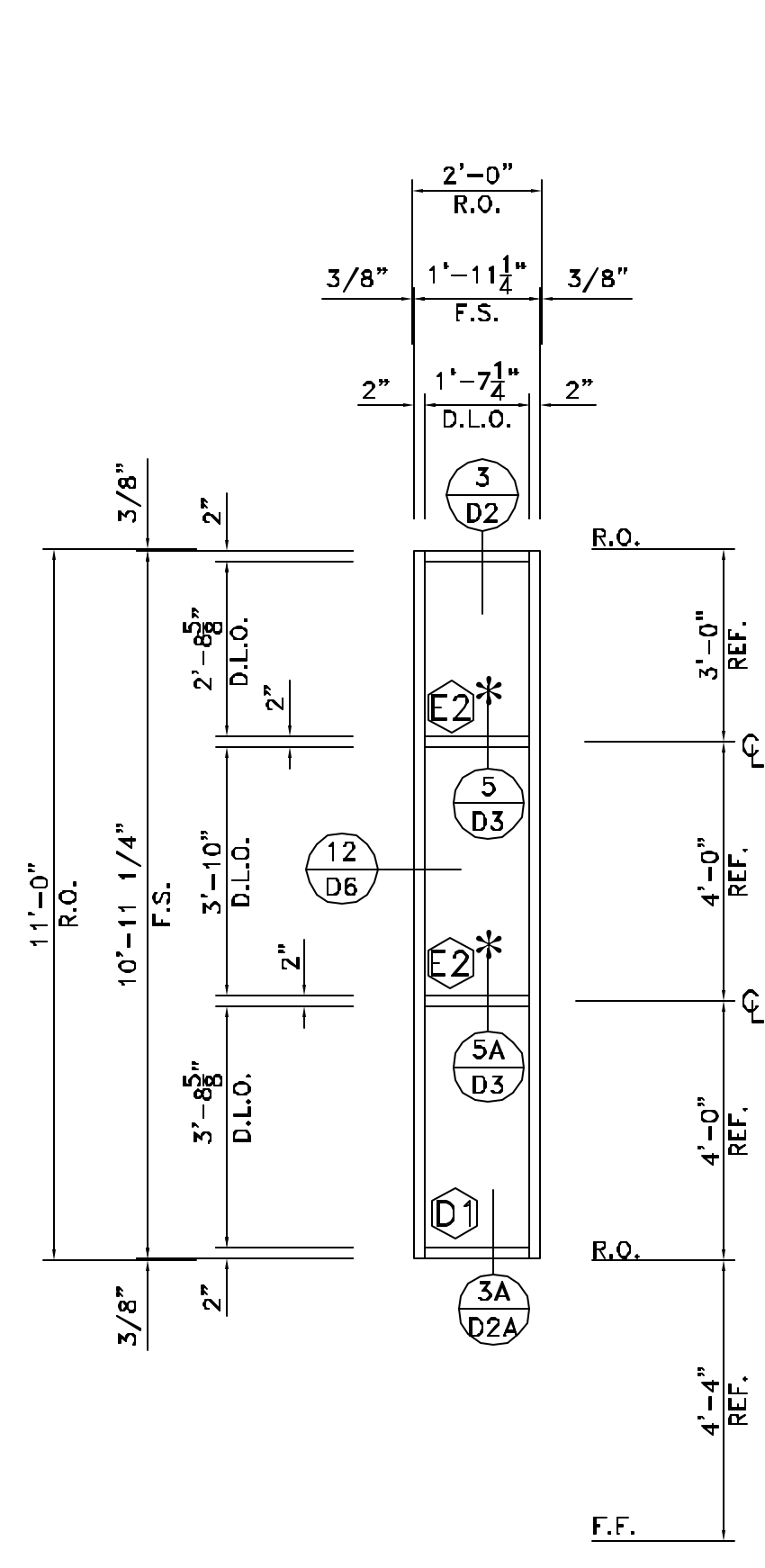
TWENTY-SIX (26) TOTAL REQUIRED



**ELEVATION S3**

SCALE: 3/8"=1'-0"

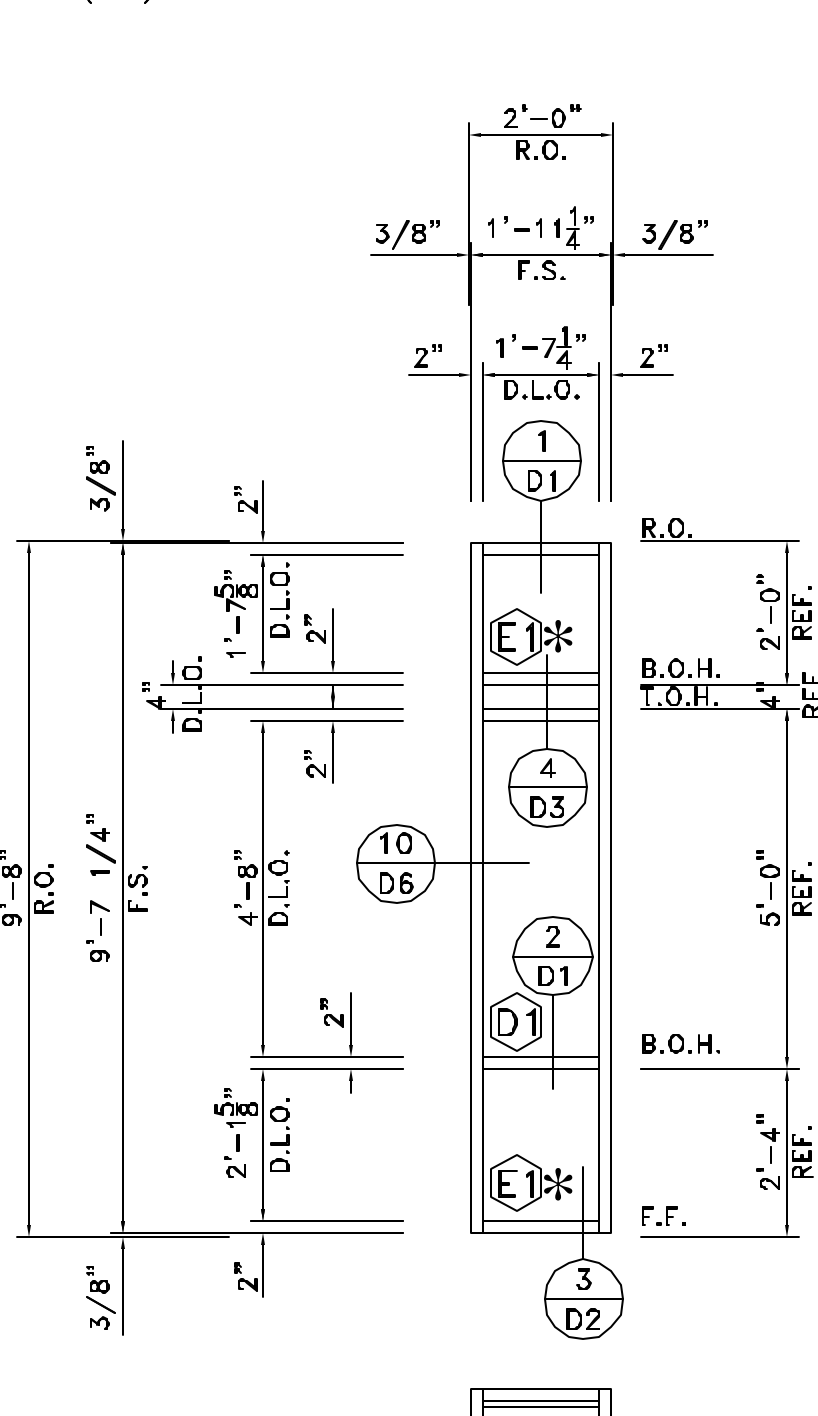
YES45 TU (2"x4 1/2")  
ARCH.REF.: A102, A621  
TWO (2) THUS @ NORTH ELEVATION—SECOND FLOOR



**ELEVATION S4**

SCALE: 3/8"=1'-0"

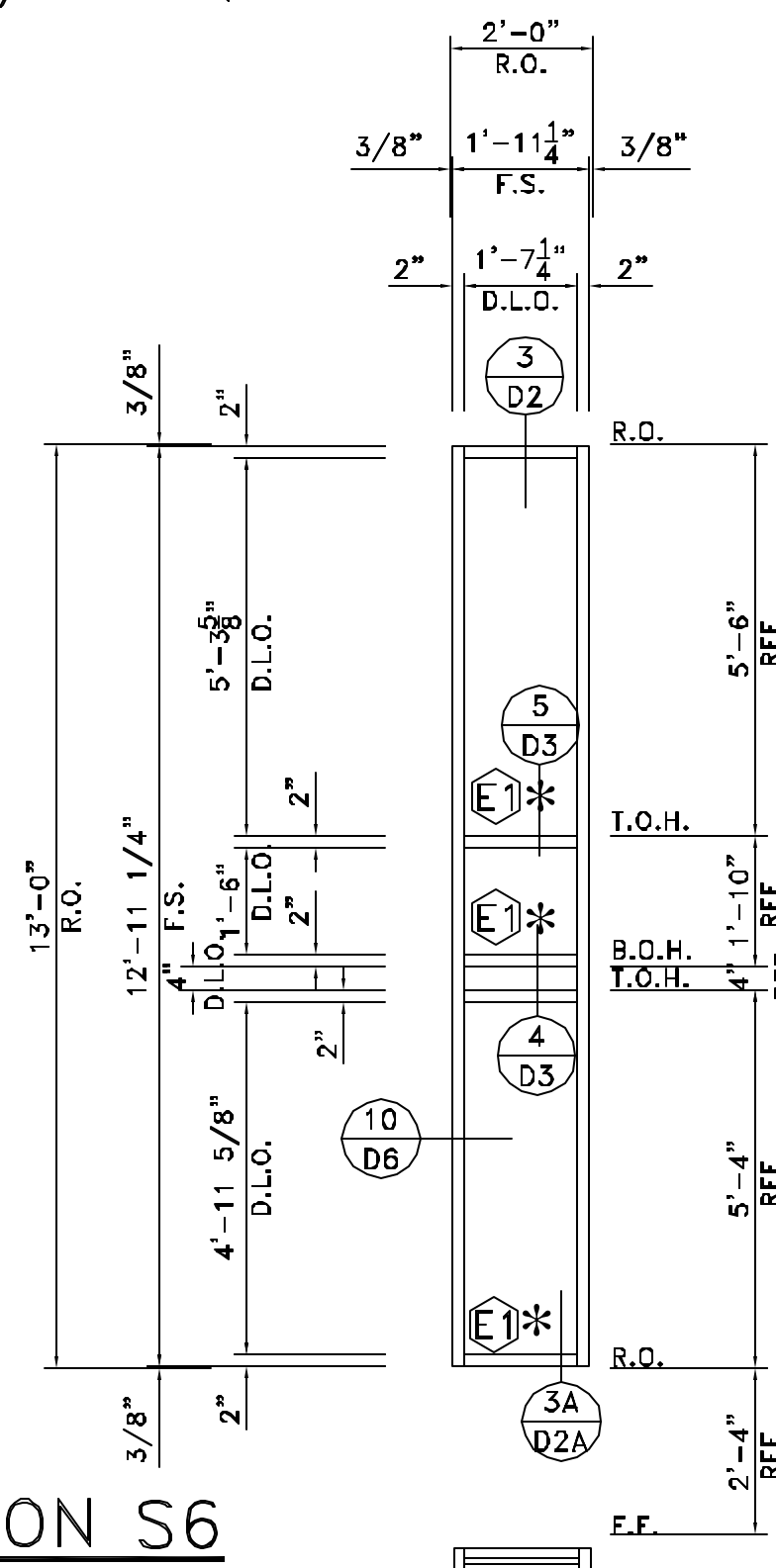
YES45 TU (2"x4 1/2")  
ARCH.REF.: A102, A621  
TWO (2) THUS @ NORTH ELEVATION—FIRST FLOOR



**ELEVATION S5**

SCALE: 3/8"=1'-0"

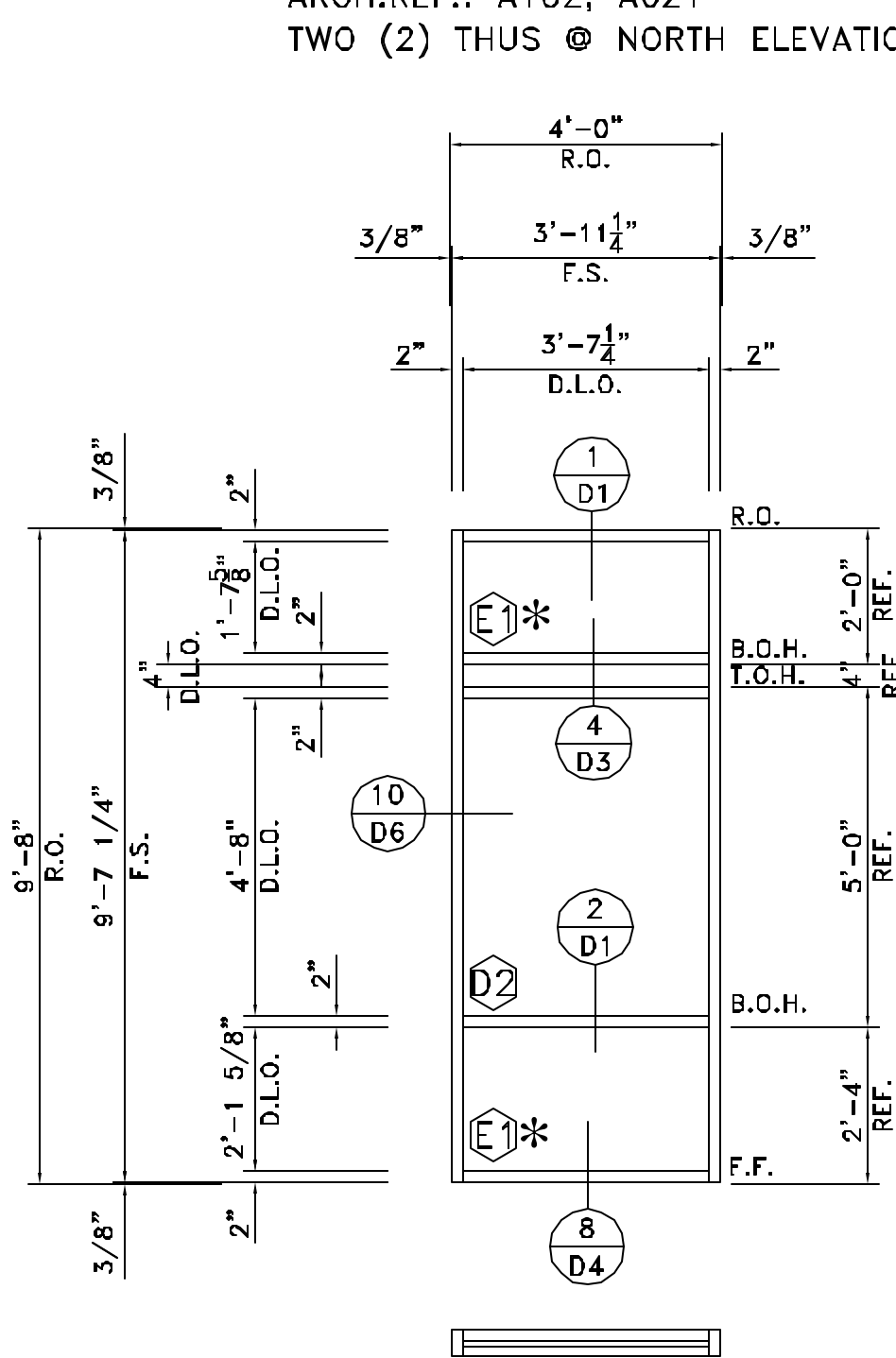
YES45 TU (2"x4 1/2")  
ARCH.REF.: A102, A621  
TWO (2) THUS @ SOUTH ELEVATION—SECOND FLOOR



**ELEVATION S6**

SCALE: 3/8"=1'-0"

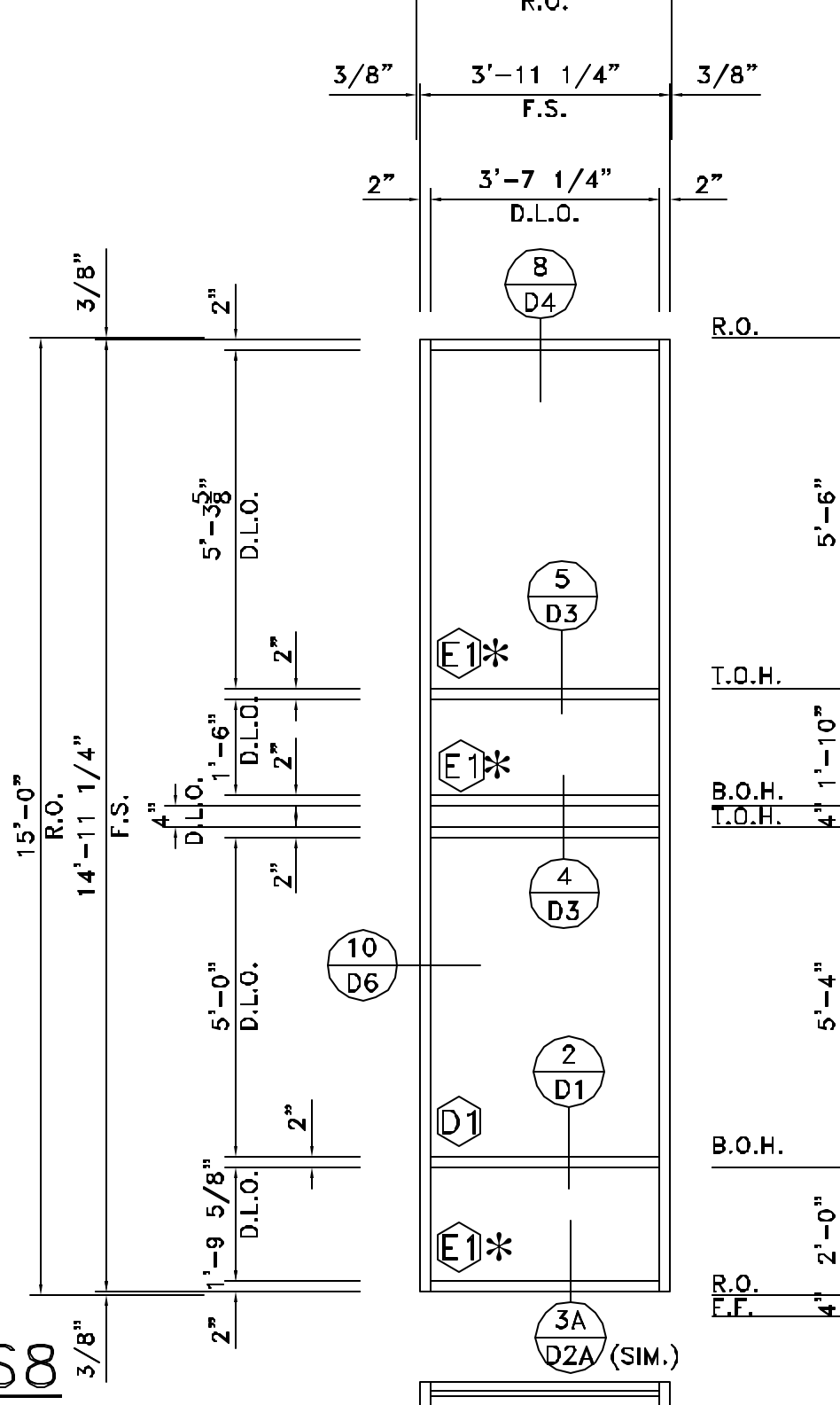
YES45 TU (2"x4 1/2")  
ARCH.REF.: A102, A621  
TWO (2) THUS @ SOUTH ELEVATION—FIRST FLOOR



**ELEVATION S7**

SCALE: 3/8"=1'-0"

YES45 TU (2"x4 1/2")  
ARCH.REF.: A102, A621  
FOUR (4) THUS @ SOUTH ELEVATION—SECOND FLOOR



**ELEVATION S8**

SCALE: 3/8"=1'-0"

YES45 TU (2"x4 1/2")  
ARCH.REF.: A102, A621  
FOUR (4) THUS @ SOUTH ELEVATION—FIRST FLOOR

GLASS LEGEND	
	1/4" CLEAR TEMPERED GLASS
	1/4" CLEAR GLASS
	1" INSULATED CLEAR TEMPERED LOW-E GLASS
	1" INSULATED CLEAR LOW-E GLASS
	1" INSULATED TEMPERED SPANDREL (CLEAR TEMPERED LOW-E WITH STANDARD FRIT)
	1" INSULATED HEAT-STRENGTHENED SPANDREL (CLEAR HEAT-STRENGTHENED LOW-E WITH STANDARD FRIT)



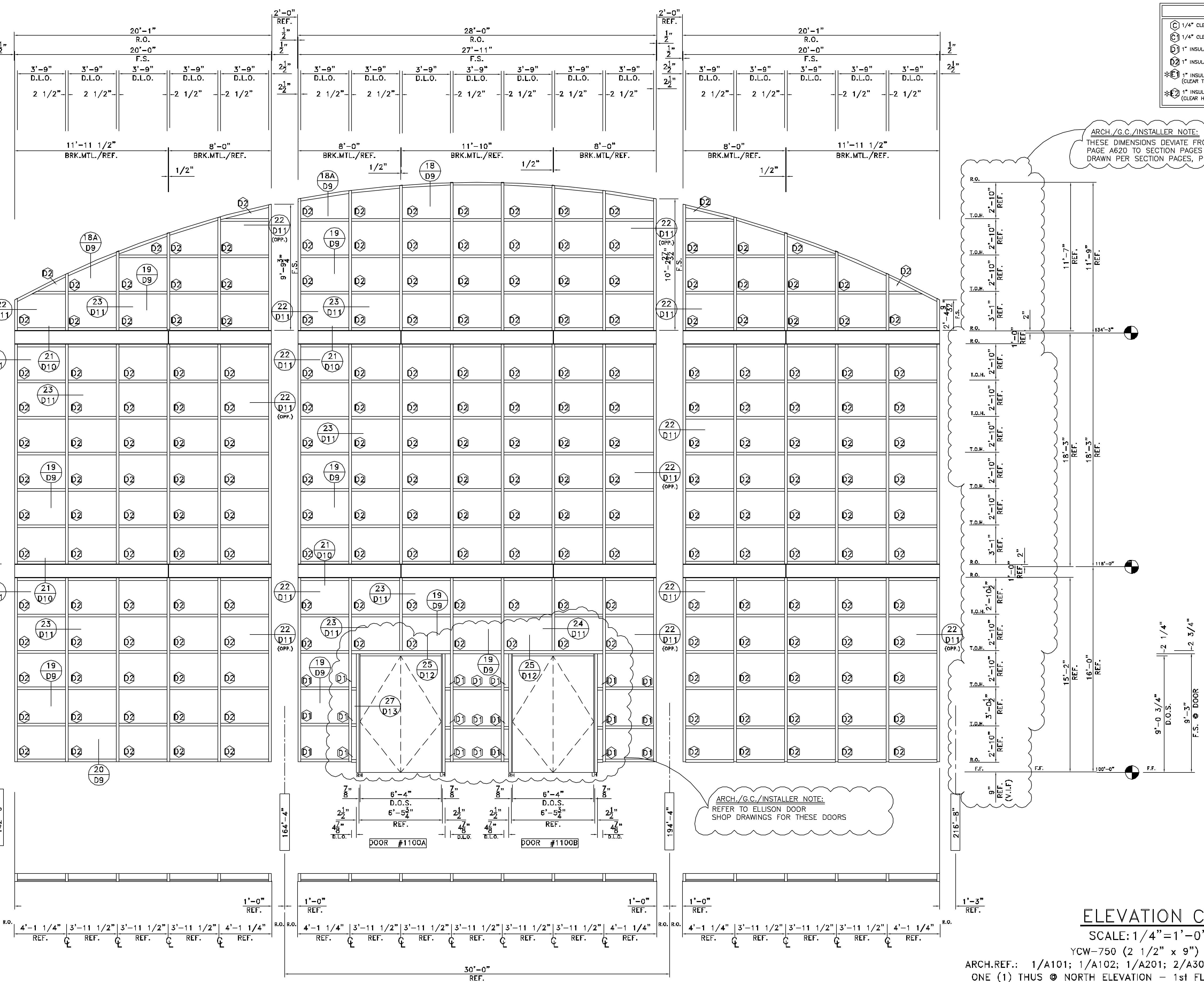
GLASS LEGEND	
(C1)	1/4" CLEAR TEMPERED GLASS
(C2)	1/4" CLEAR GLASS
(D1)	1" INSULATED CLEAR TEMPERED LOW-E GLASS
(D2)	1" INSULATED CLEAR LOW-E GLASS
(S1)	1" INSULATED TEMPERED SPANDREL (CLEAR TEMPERED LOW-E WITH STANDARD FRIT)
(S2)	1" INSULATED HEAT-STRENGTHENED SPANDREL (CLEAR HEAT-STRENGTHENED LOW-E WITH STANDARD FRIT)



Storefront Systems, Inc.  
9170 Old Atlanta Highway, NW  
Covington, GA 30014  
770.784.1555  
770.355.8010 Fax

ARCH./G.C./INSTALLER NOTE:  
THESE DIMENSIONS DEVIATE FROM ELEVATIONS  
PAGE A620 TO SECTION PAGES CURRENTLY  
DRAWN PER SECTION PAGES, PLEASE ADVISE.

ARCH./G.C./INSTALLER NOTE:  
REFER TO ELLISON DOOR  
SHOP DRAWINGS FOR THESE DOORS



**ELEVATION C1-6**

SCALE: 1/4" = 1'-0"

YCW-750 (2 1/2" x 9")

ARCH. REF.: 1/A101; 1/A102; 1/A201; 2/A301; A/A312; C1&C6/A620  
ONE (1) THUS @ NORTH ELEVATION - 1st FLOOR THRU CLERESTORY

PROJECT NAME AND LOCATION:		ARCHITECT NAME AND LOCATION:		CUSTOMER NAME AND LOCATION:	
CITY HALL	SUWANEE, GEORGIA	TURNER CONSTRUCTION	ATLANTA, GEORGIA	CITY OF SUWANEE, GEORGIA	
NO.		ARCHITECT NAME AND LOCATION:		CUSTOMER NAME AND LOCATION:	
NO.		BRPH		2000 POWERS FERRY ROAD	
NO.		SUITE 600		MARIETTA, GEORGIA 30067	
NO.		REVISION		DESCRIPTION:	
NO.		REVISION		ELEVATIONS	
NO.		REVISION		SCALE: 1/4" = 1'-0"	
NO.		REVISION		ISSUE DATE: 11/28/07	
NO.		REVISION		DRAWN BY: BKB	
NO.		REVISION		SHEET NO.:	
NO.		REVISION		E3	
NO.		REVISION		CHECKED BY: BKB	

E:\DWG\SS\SUWANEE\CITY HALL\SUWANEE-E3

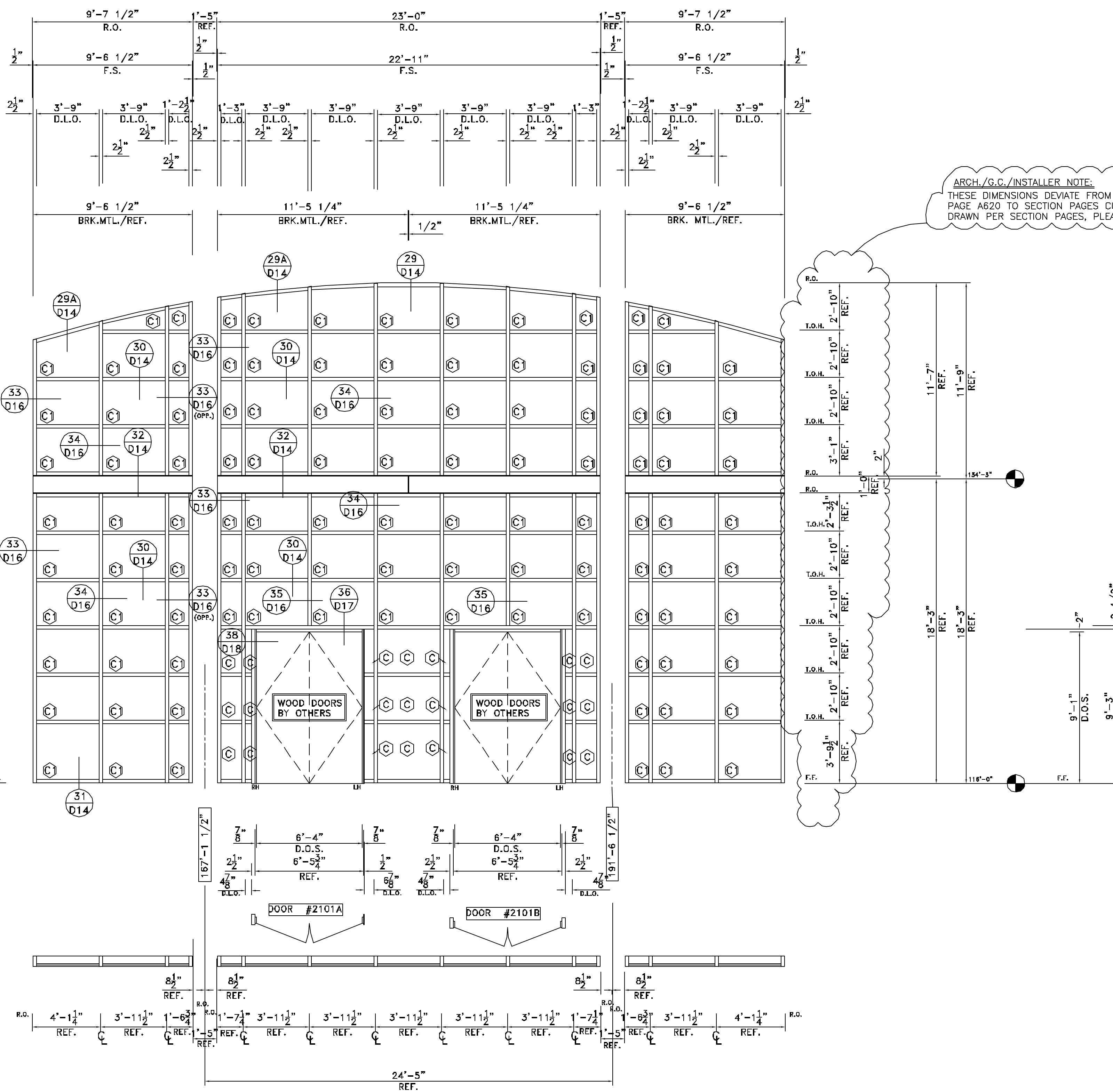
CAD	BY	
BY		
ISSUE	DATE	
NO.		
REVISION		

ARCHITECT NAME AND LOCATION:  
BRPH  
2000 POWERS FERRY ROAD  
SUITE 600  
MARIETTA, GEORGIA 30067

CUSTOMER NAME AND LOCATION:  
TURNER CONSTRUCTION  
ATLANTA, GEORGIA

PROJECT NAME AND LOCATION:  
CITY HALL  
SUWANEE, GEORGIA  
CITY OF SUWANEE, GEORGIA

DESCRIPTION:	ELEVATIONS
SCALE:	ISSUE DATE:
1/4" = 1'-0"	11/29/07
DRAWN BY:	SHEET NO.:
BKB	E4
CHECKED BY:	
BKB	



## ELEVATION K1-4

SCALE: 1/4" = 1'-0"

YCW-750 (2 1/2" x 6 3/4")

ARCH.REF.: 1/A102; 1/A103; 2/A301; B/A312; A620;  
ONE (1) THUS @ CHAMBERS 2101 - 2nd FLOOR THRU CLERESTORY



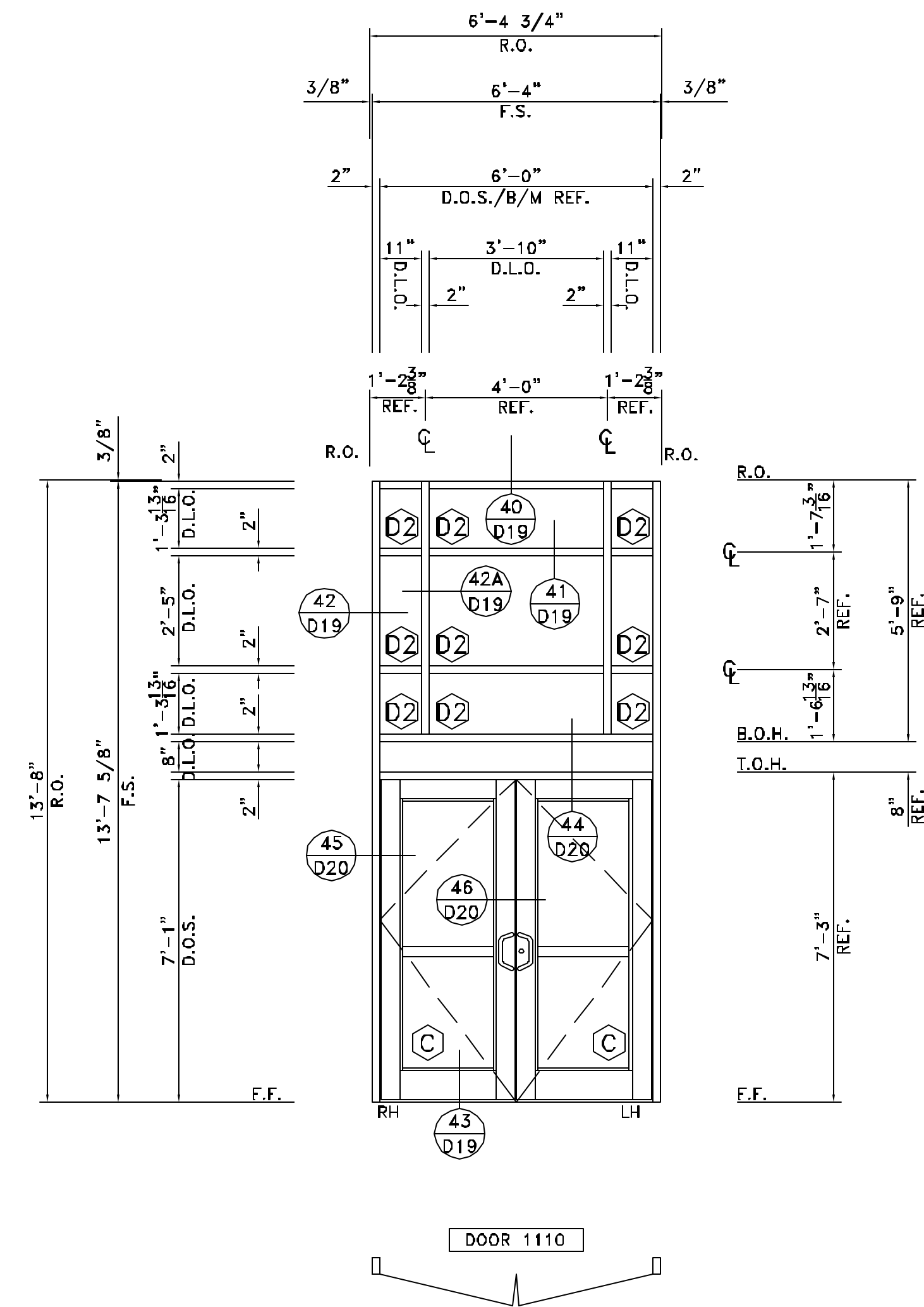
CAD BY	
ISSUE DATE	
REVISION	
NO.	

ARCHITECT NAME AND LOCATION:  
 BRPH  
 2000 POWERS FERRY ROAD  
 SUITE 600  
 MARIETTA, GEORGIA 30067

CUSTOMER NAME AND LOCATION:  
 TURNER CONSTRUCTION  
 ATLANTA, GEORGIA

PROJECT NAME AND LOCATION:  
 CITY HALL  
 SUWANEE, GEORGIA  
 CITY OF SUWANEE, GEORGIA

DESCRIPTION: ELEVATIONS	
SCALE: 3/8" = 1'-0"	ISSUE DATE: 11/28/07
DRAWN BY: BKB	SHEET NO.:
CHECKED BY: BKB	<b>E5</b>



## ELEVATION F7

SCALE: 3/8" = 1'-0"

YES45 TU (2"x4 1/2")

ARCH.REF.: 1/A101; 2/A201; 2/A301; F7/A601; HS2/A605;  
 ONE (1) THUS @ SOUTH ELEVATION - FIRST FLOOR

GLASS LEGEND	
	1/4" CLEAR TEMPERED GLASS
	1/4" CLEAR GLASS
	1" INSULATED CLEAR TEMPERED LOW-E GLASS
	1" INSULATED CLEAR LOW-E GLASS
	1" INSULATED TEMPERED SPANDREL (CLEAR TEMPERED LOW-E WITH STANDARD FRIT)
	1" INSULATED HEAT-STRENGTHENED SPANDREL (CLEAR HEAT-STRENGTHENED LOW-E WITH STANDARD FRIT)

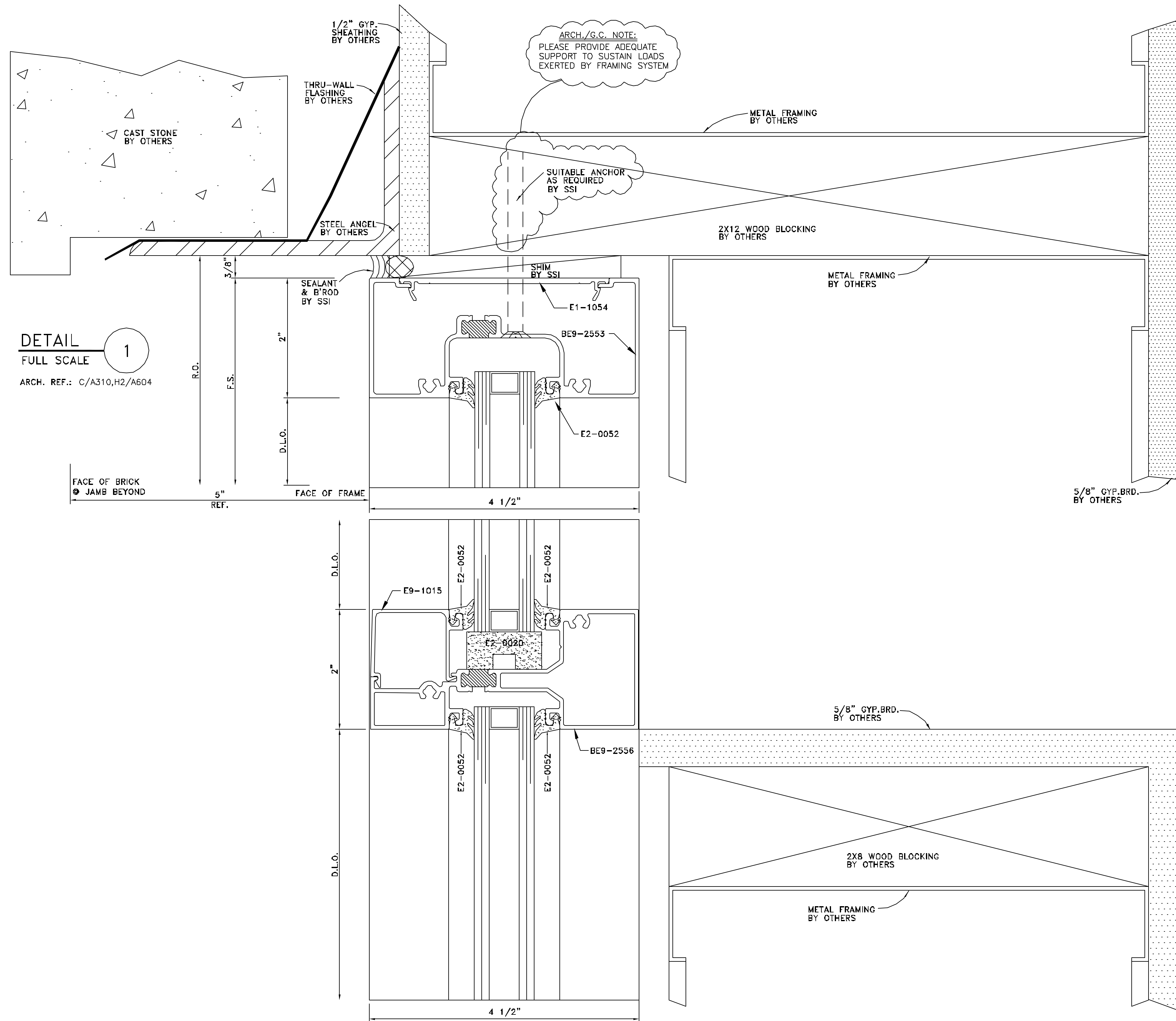
NO.	REVISION	ISSUE DATE	BY	CHKD BY

ARCHITECT NAME AND LOCATION:  
 BRPH  
 2000 POWERS FERRY ROAD  
 SUITE 600  
 MARIETTA, GEORGIA 30067

CUSTOMER NAME AND LOCATION:  
 TURNER CONSTRUCTION  
 ATLANTA, GEORGIA

PROJECT NAME AND LOCATION:  
 CITY HALL  
 SUWANEE, GEORGIA  
 CITY OF SUWANEE, GEORGIA

DESCRIPTION:	
DETAILS	
SCALE:	ISSUE DATE:
FULL	11/28/07
DRAWN BY:	SHEET NO.:
BKB	
CHECKED BY:	
BKB	D1



**DETAIL 1**  
 FULL SCALE  
 ARCH. REF.: C/A310,H2/A604

**DETAIL 2**  
 FULL SCALE  
 ARCH. REF.: C/A310

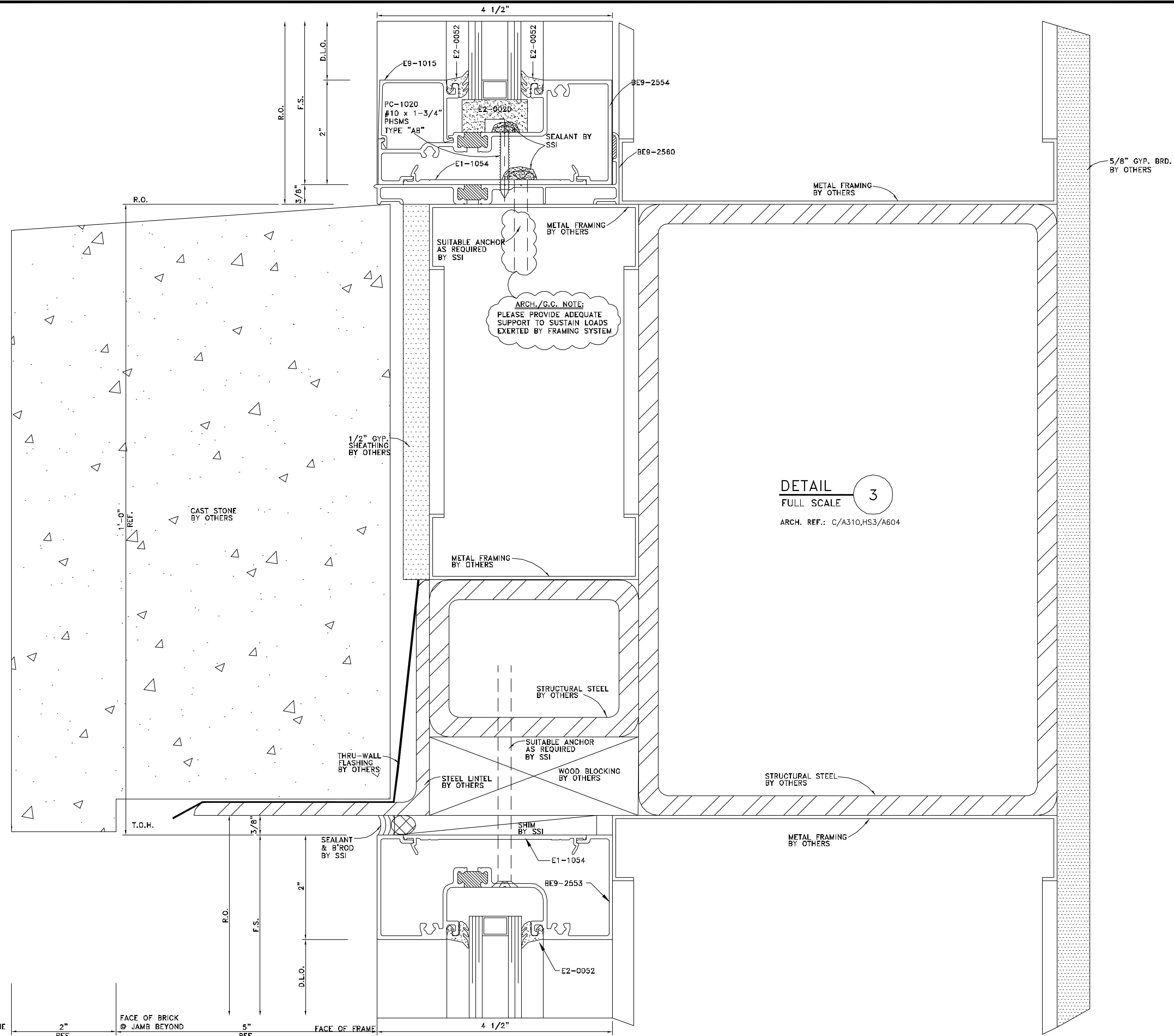
NO.	REVISION	ISSUE DATE	BY	CHKD BY

ARCHITECT NAME AND LOCATION:  
**BIRPH**  
2000 POWERS FERRY ROAD  
SUITE 600  
MARIETTA, GEORGIA 30067

CUSTOMER NAME AND LOCATION:  
**TURNER CONSTRUCTION**  
ATLANTA, GEORGIA

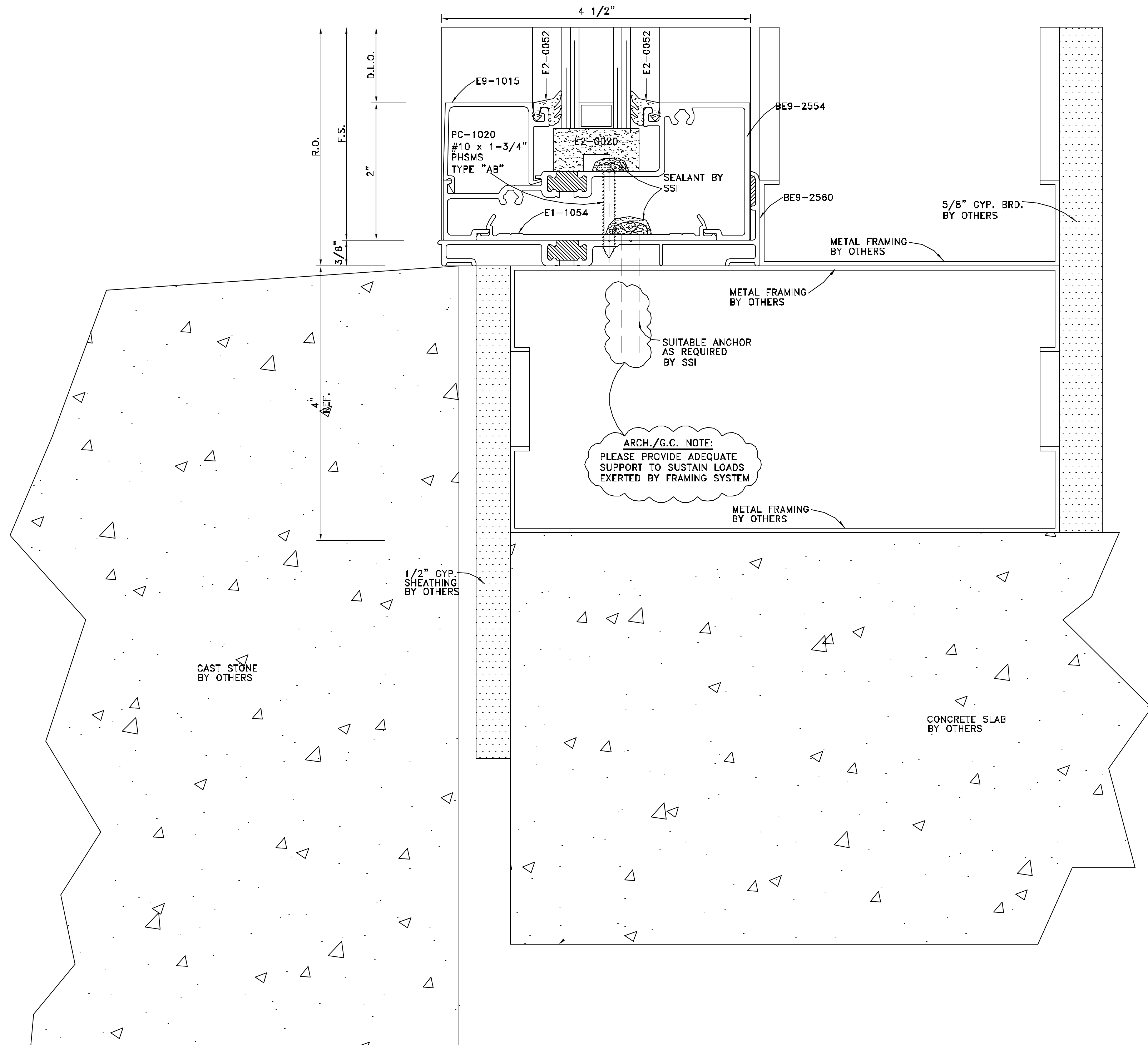
PROJECT NAME AND LOCATION:  
**CITY HALL**  
SUWANEE, GEORGIA  
CITY OF SUWANEE, GEORGIA

DESCRIPTION: DETAILS	
SCALE: FULL	ISSUE DATE: 11/28/07
DRAWN BY: BKB	SHEET NO.:
CHECKED BY: BKB	<b>D2</b>



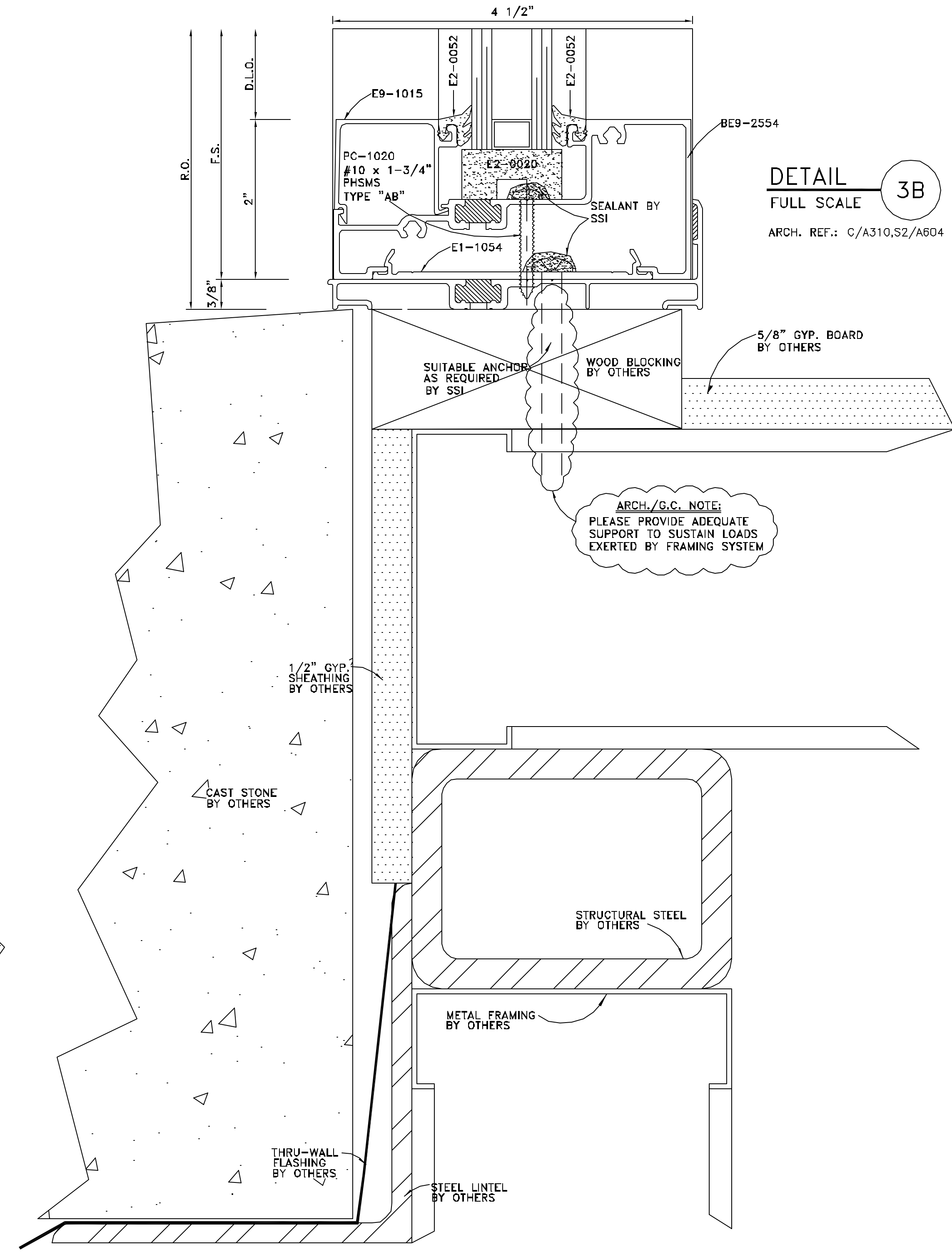
**DETAIL 3A**  
FULL SCALE

ARCH. REF.: C/A310,S1/A604



**DETAIL 3B**  
FULL SCALE

ARCH. REF.: C/A310,S2/A604



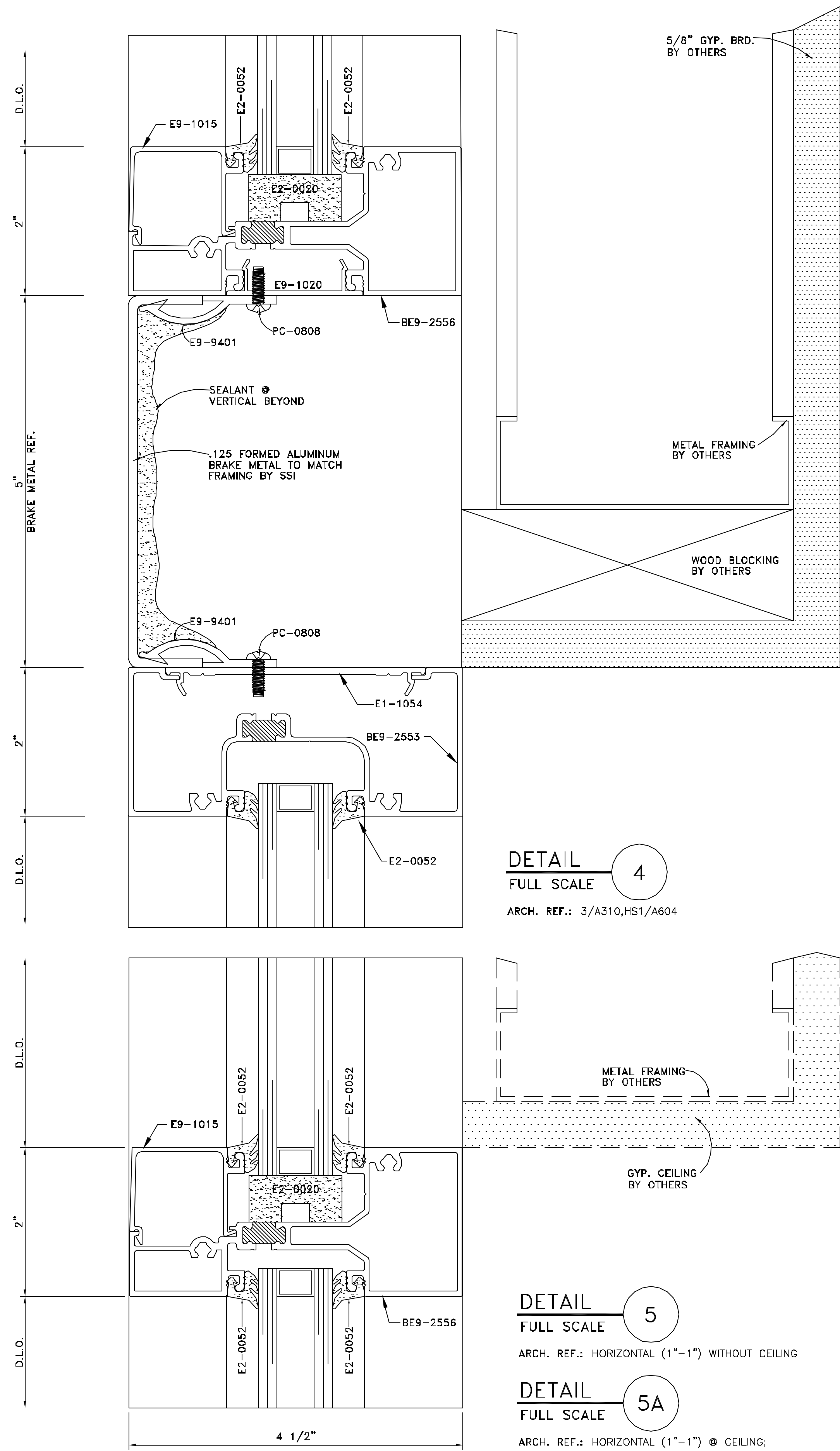
NO.	REVISION	ISSUE DATE	BY	CHKD BY

ARCHITECT NAME AND LOCATION:  
BIRPH  
2000 POWERS FERRY ROAD  
SUITE 600  
MARIETTA, GEORGIA 30067

CUSTOMER NAME AND LOCATION:  
TURNER CONSTRUCTION  
ATLANTA, GEORGIA

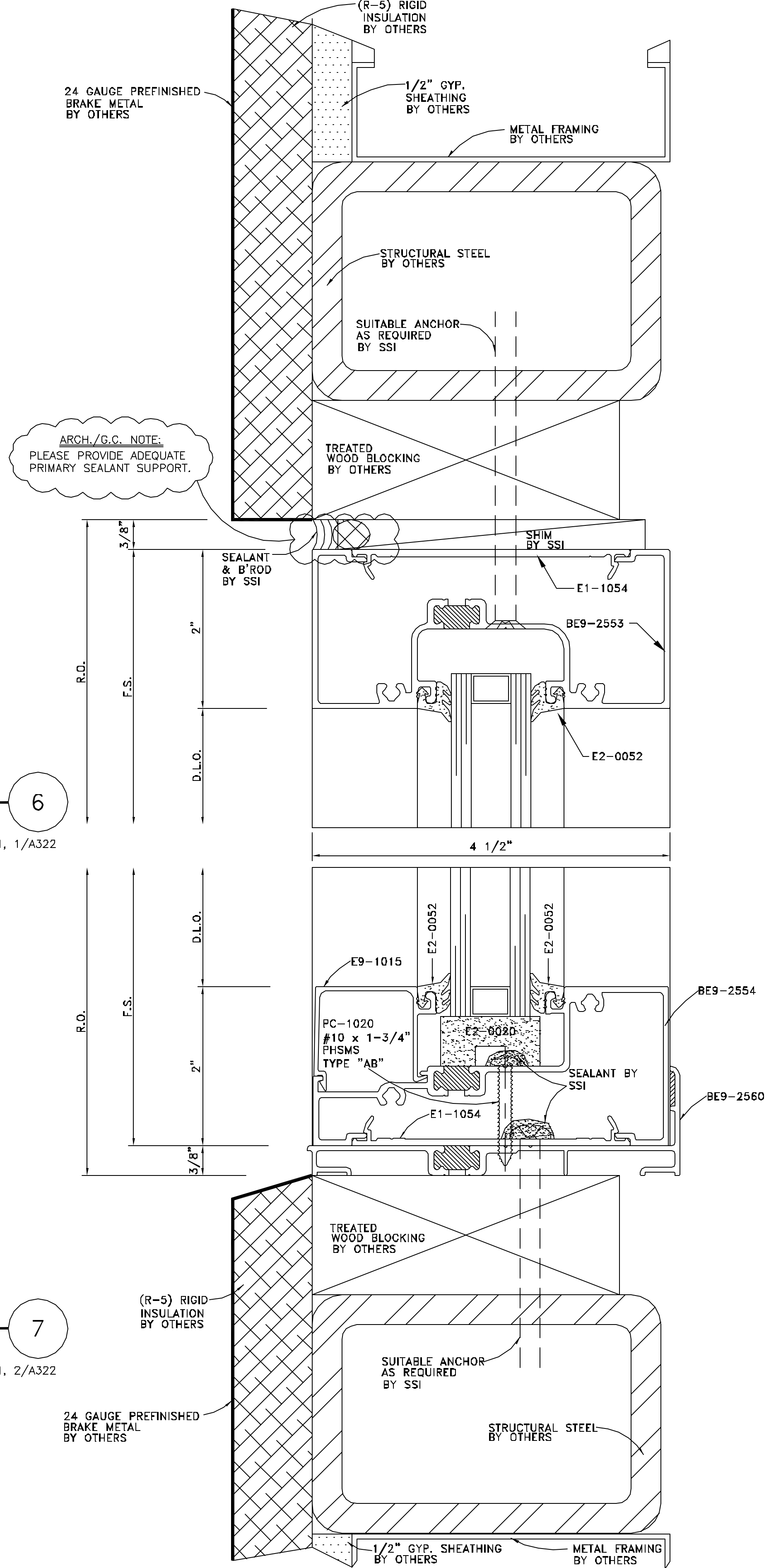
PROJECT NAME AND LOCATION:  
CITY HALL  
SUWANEE, GEORGIA  
CITY OF SUWANEE, GEORGIA

DESCRIPTION: DETAILS	
SCALE: FULL	ISSUE DATE: 11/28/07
DRAWN BY: BKB	SHEET NO.:
CHECKED BY: BKB	D2A



**DETAIL 6**  
FULL SCALE  
ARCH. REF.: A321, 1/A322

**DETAIL 7**  
FULL SCALE  
ARCH. REF.: A321, 2/A322



NO.	REVISION	ISSUE DATE	BY	CHKD BY

ARCHITECT NAME AND LOCATION:  
BIRPH  
2000 POWERS FERRY ROAD  
SUITE 600  
MARIETTA, GEORGIA 30067

CUSTOMER NAME AND LOCATION:  
TURNER CONSTRUCTION  
ATLANTA, GEORGIA

PROJECT NAME AND LOCATION:  
CITY HALL  
SUWANEE, GEORGIA  
CITY OF SUWANEE, GEORGIA

DESCRIPTION: DETAILS	
SCALE: FULL	ISSUE DATE: 11/28/07
DRAWN BY: BKB	SHEET NO.:
CHECKED BY: BKB	<b>D3</b>

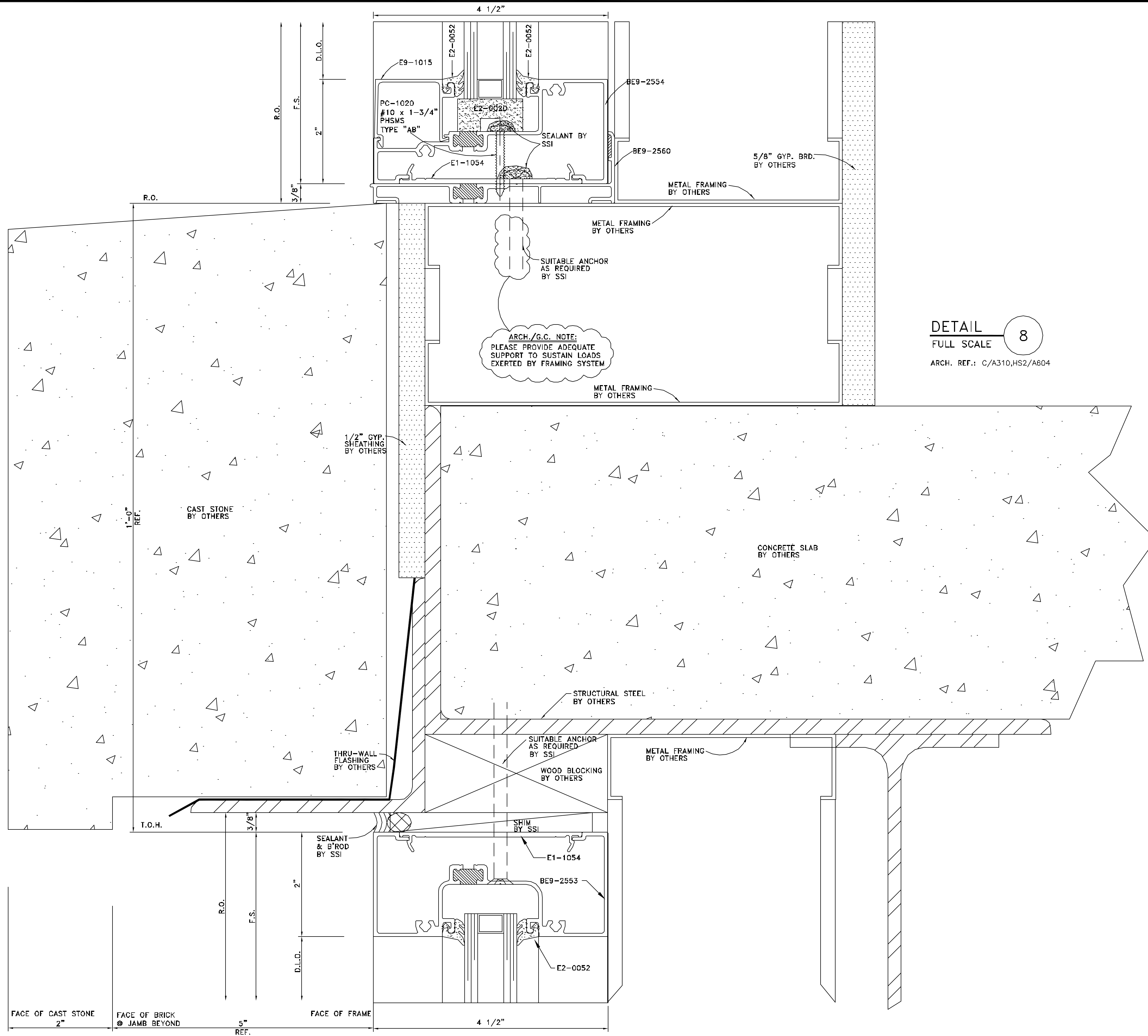
NO.	REVISION	ISSUE DATE	C/D BY
		ISSUE DATE	BY

ARCHITECT NAME AND LOCATION:  
 BRPH  
 2000 POWERS FERRY ROAD  
 SUITE 600  
 MARIETTA, GEORGIA 30067

CUSTOMER NAME AND LOCATION:  
 TURNER CONSTRUCTION  
 ATLANTA, GEORGIA

PROJECT NAME AND LOCATION:  
 CITY HALL  
 SUWANEE, GEORGIA  
 CITY OF SUWANEE, GEORGIA

DESCRIPTION: DETAILS	
SCALE: FULL	ISSUE DATE: 11/28/07
DRAWN BY: BKB	SHEET NO.:
CHECKED BY: BKB	<b>D4</b>



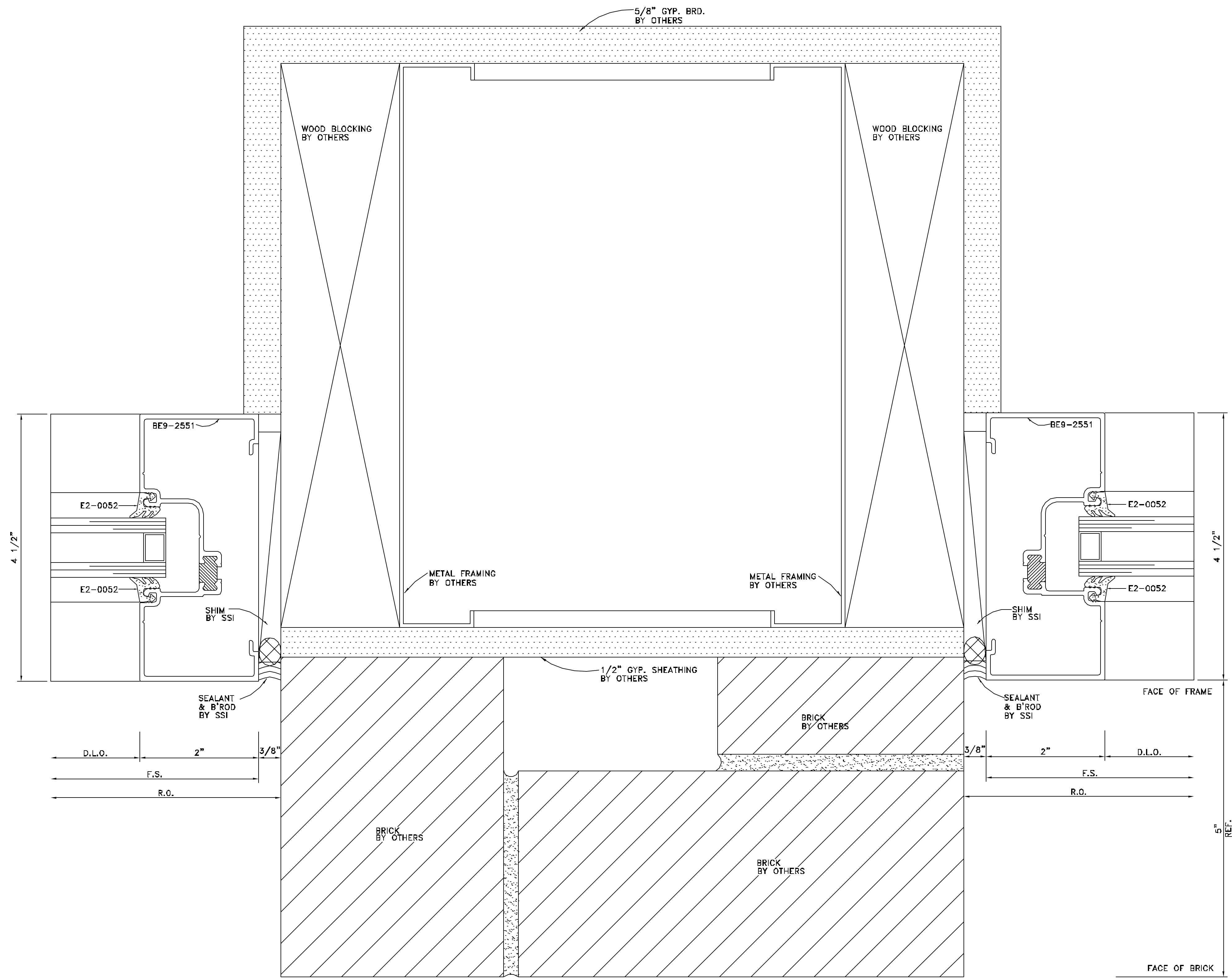
NO.	REVISION	ISSUE DATE	BY	CHKD BY

ARCHITECT NAME AND LOCATION:  
 BRPH  
 2000 POWERS FERRY ROAD  
 SUITE 600  
 MARIETTA, GEORGIA 30067

CUSTOMER NAME AND LOCATION:  
 TURNER CONSTRUCTION  
 ATLANTA, GEORGIA

PROJECT NAME AND LOCATION:  
 CITY HALL  
 SUWANEE, GEORGIA  
 CITY OF SUWANEE, GEORGIA

DESCRIPTION: DETAILS	
SCALE: FULL	ISSUE DATE: 11/28/07
DRAWN BY: BKB	SHEET NO.:
CHECKED BY: BKB	D5



**DETAIL**  
 FULL SCALE  
 ARCH. REF.: J2/A604

NO.	REVISION	ISSUE DATE	BY	CHKD BY

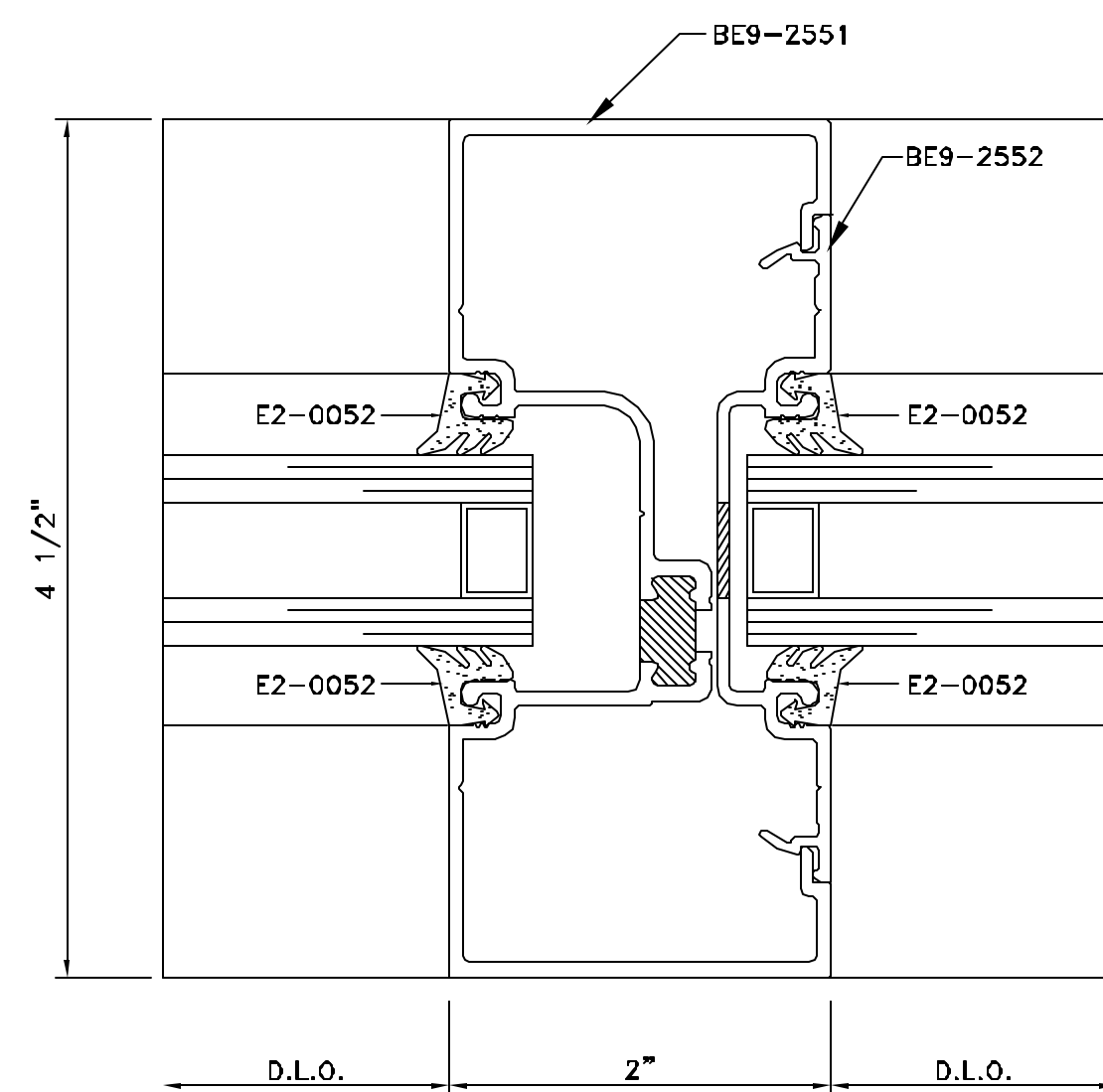
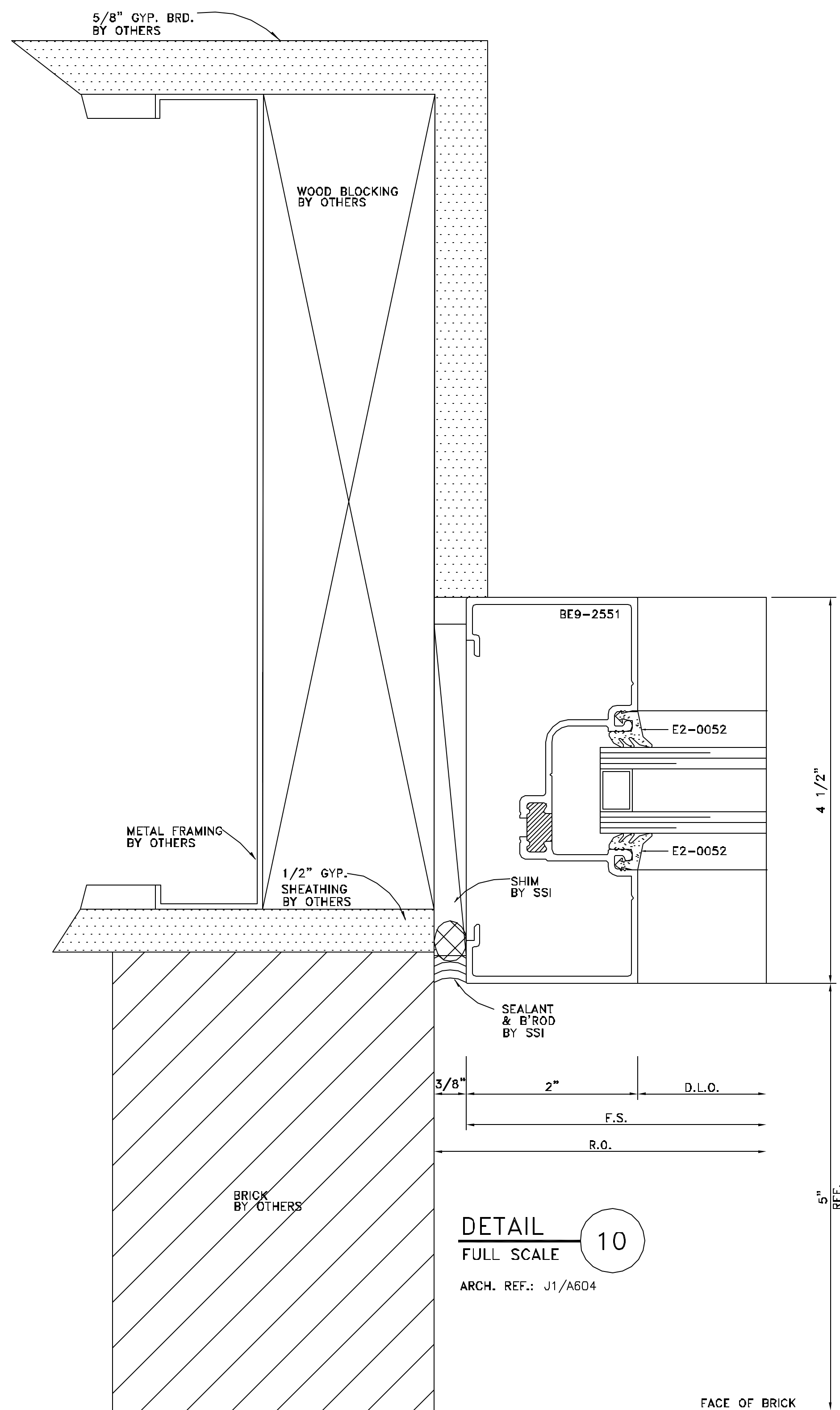
ARCHITECT NAME AND LOCATION:  
 BRPH  
 2000 POWERS FERRY ROAD  
 SUITE 600  
 MARIETTA, GEORGIA 30067

CUSTOMER NAME AND LOCATION:  
 TURNER CONSTRUCTION  
 ATLANTA, GEORGIA

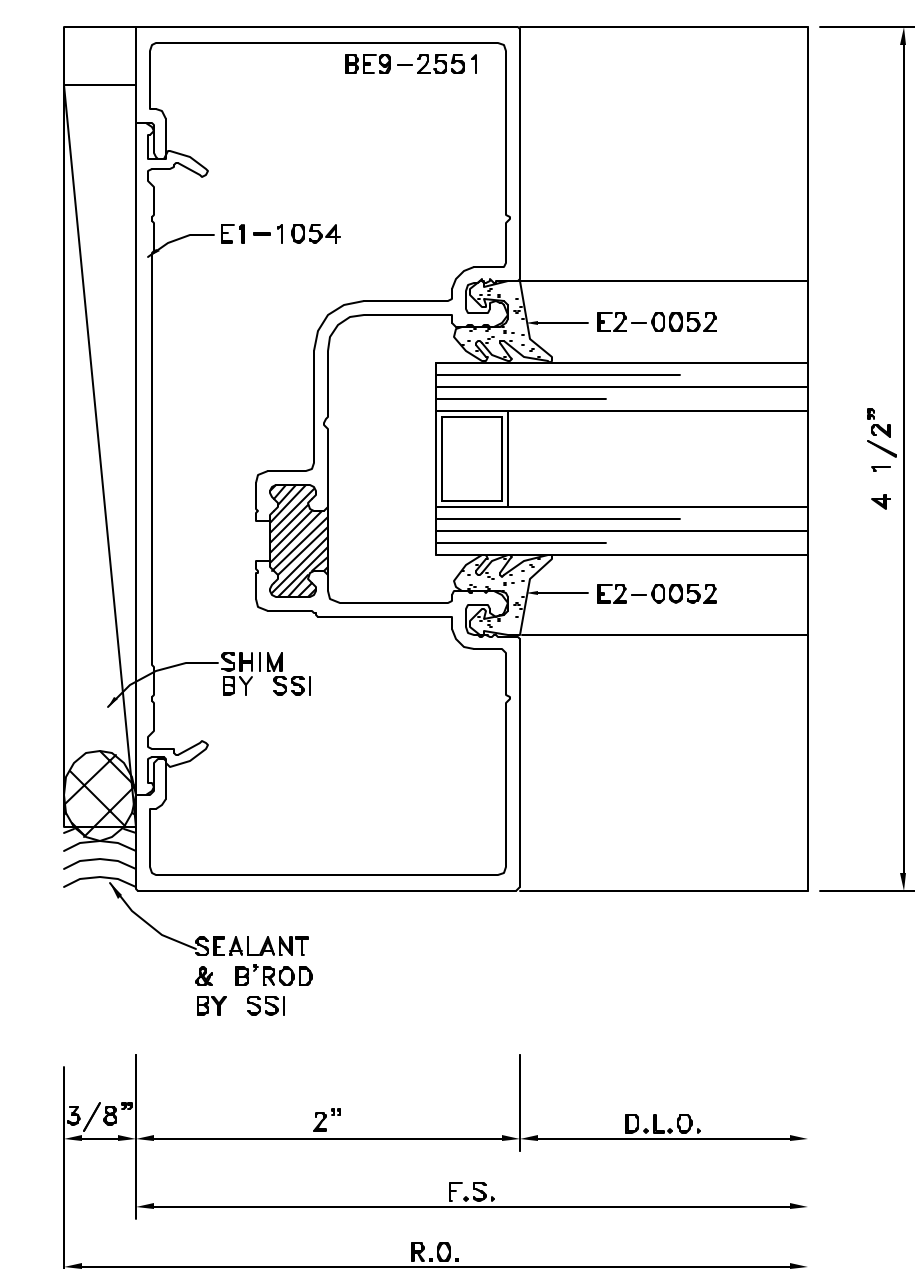
PROJECT NAME AND LOCATION:  
 CITY HALL  
 SUWANEE, GEORGIA  
 CITY OF SUWANEE, GEORGIA

DESCRIPTION:  
 DETAILS

SCALE:	ISSUE DATE:
FULL	11/28/07
DRAWN BY:	SHEET NO.:
BKB	D6
CHECKED BY:	
BKB	



ARCHITECT/G.C. NOTE:  
 PLEASE VERIFY SURROUNDING  
 CONDITION @ THIS LOCATION.  
 ARCHITECTURAL DOCUMENTS ARE  
 UNCLEAR.





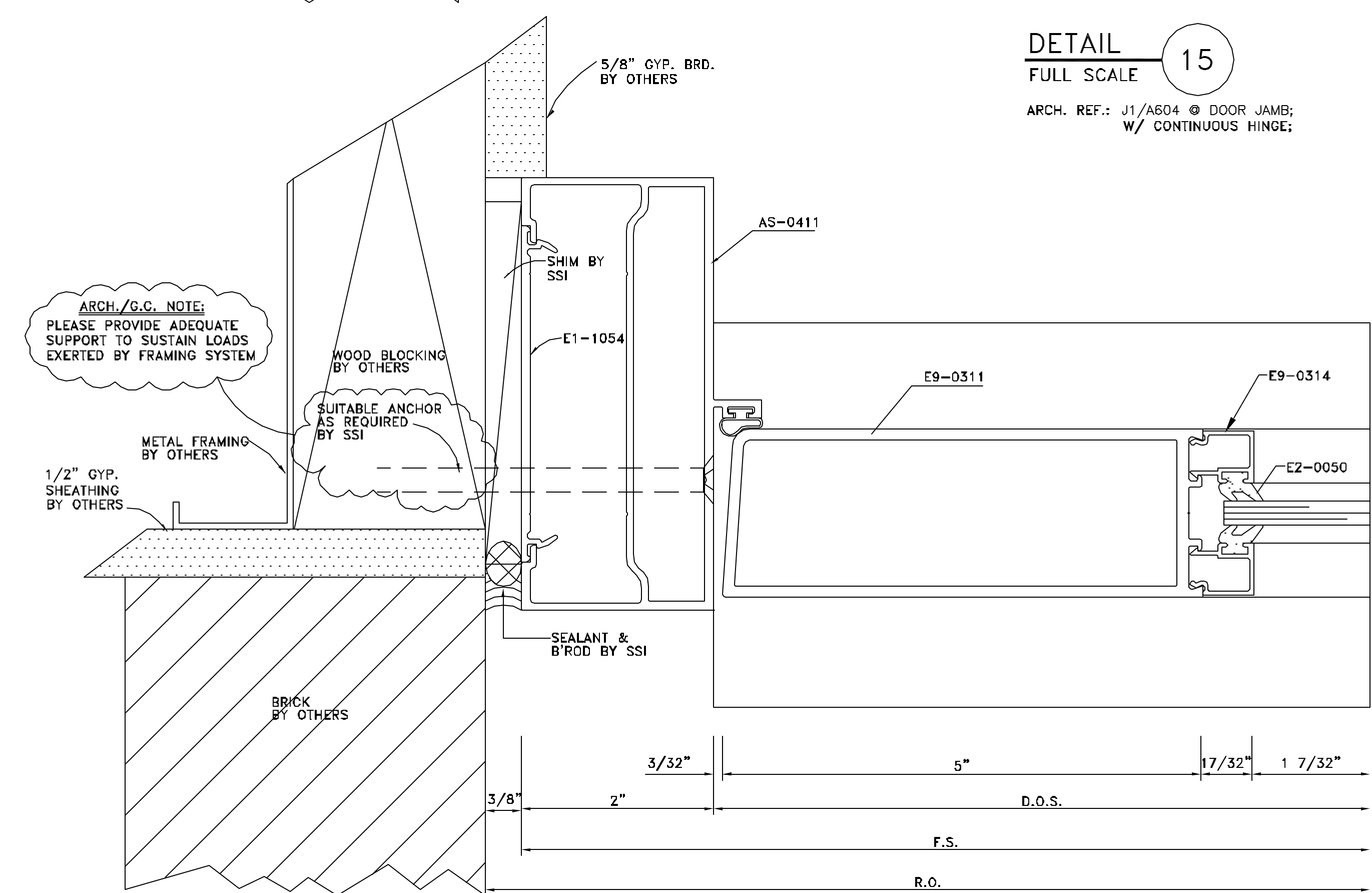
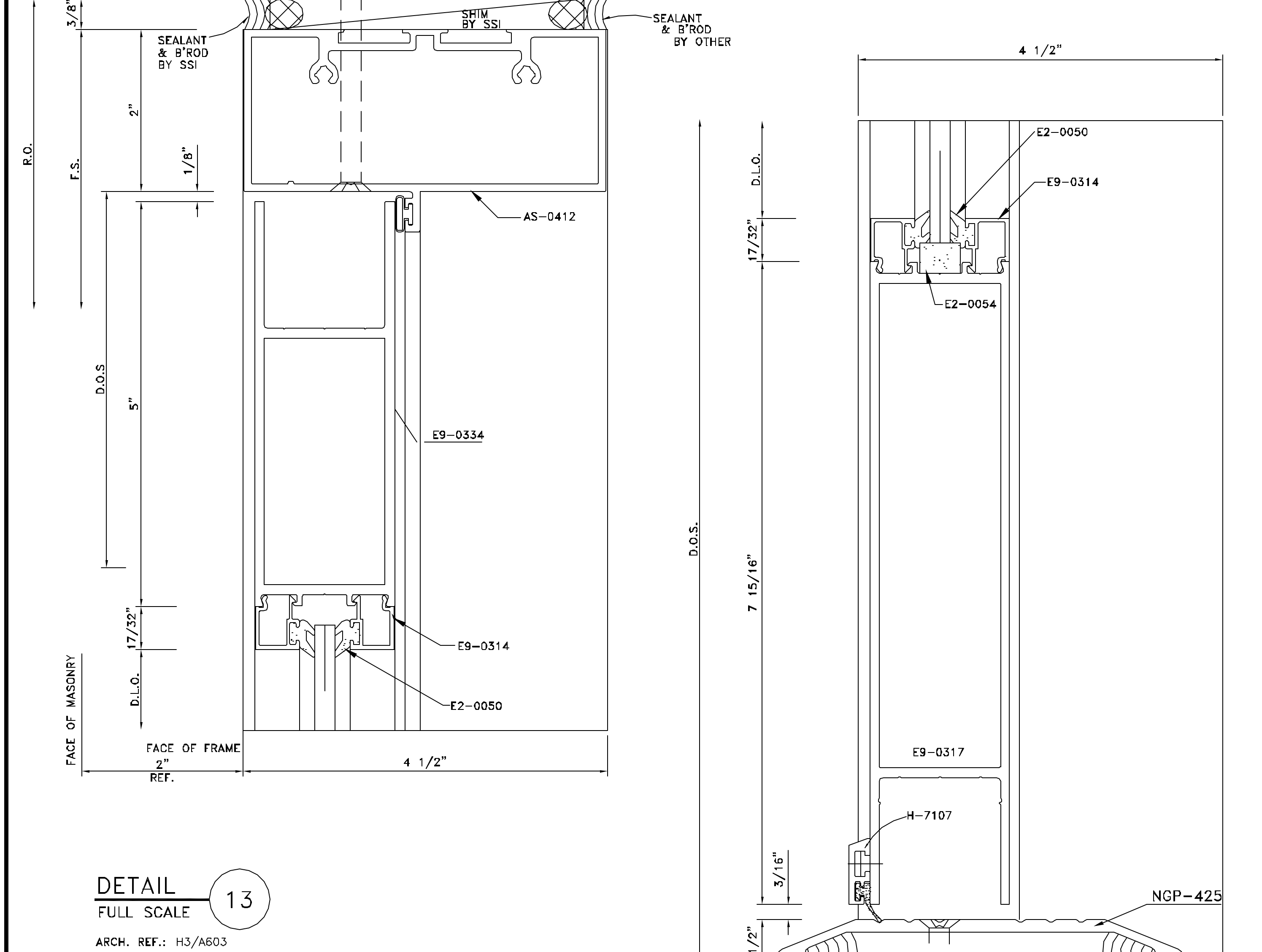
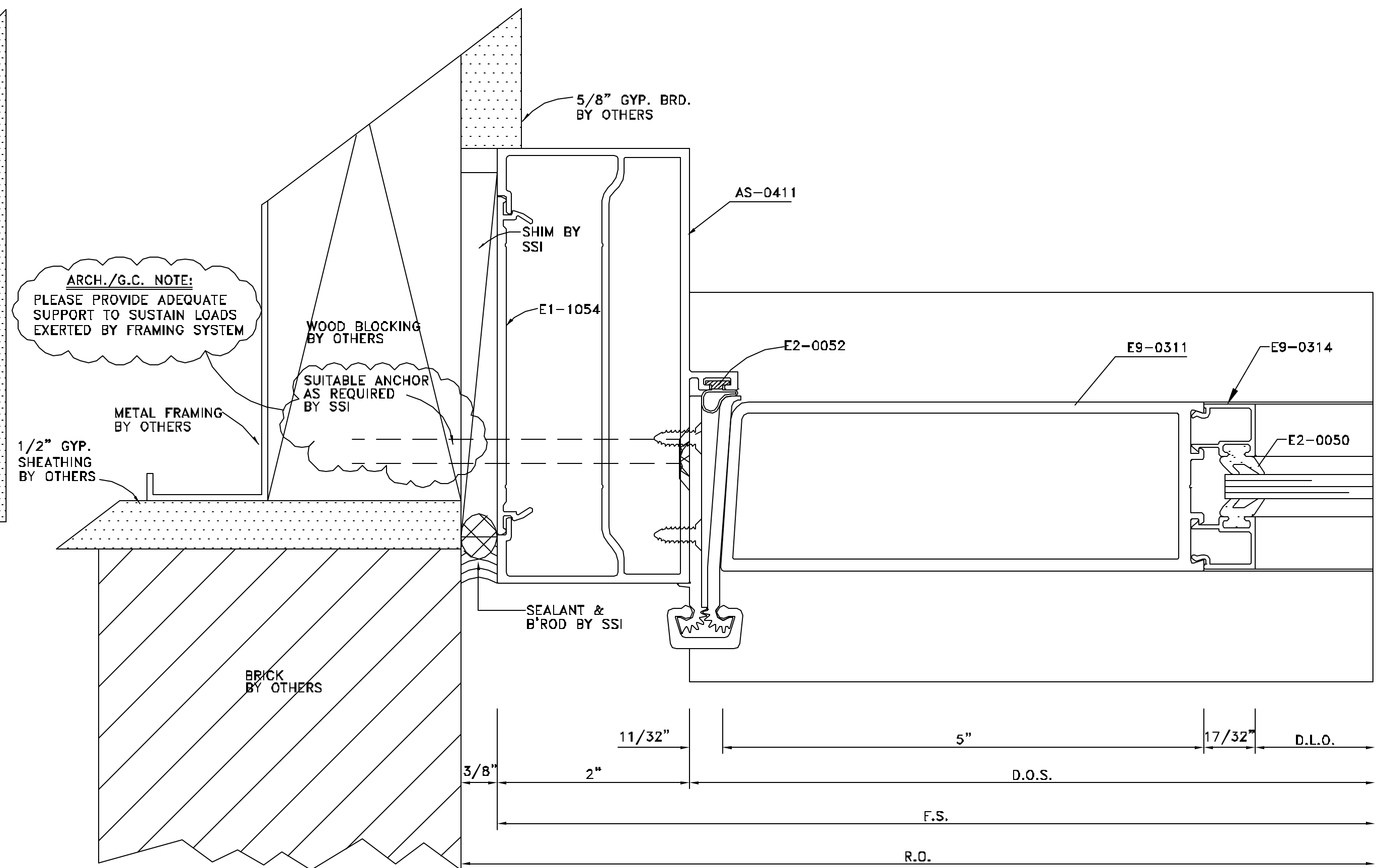
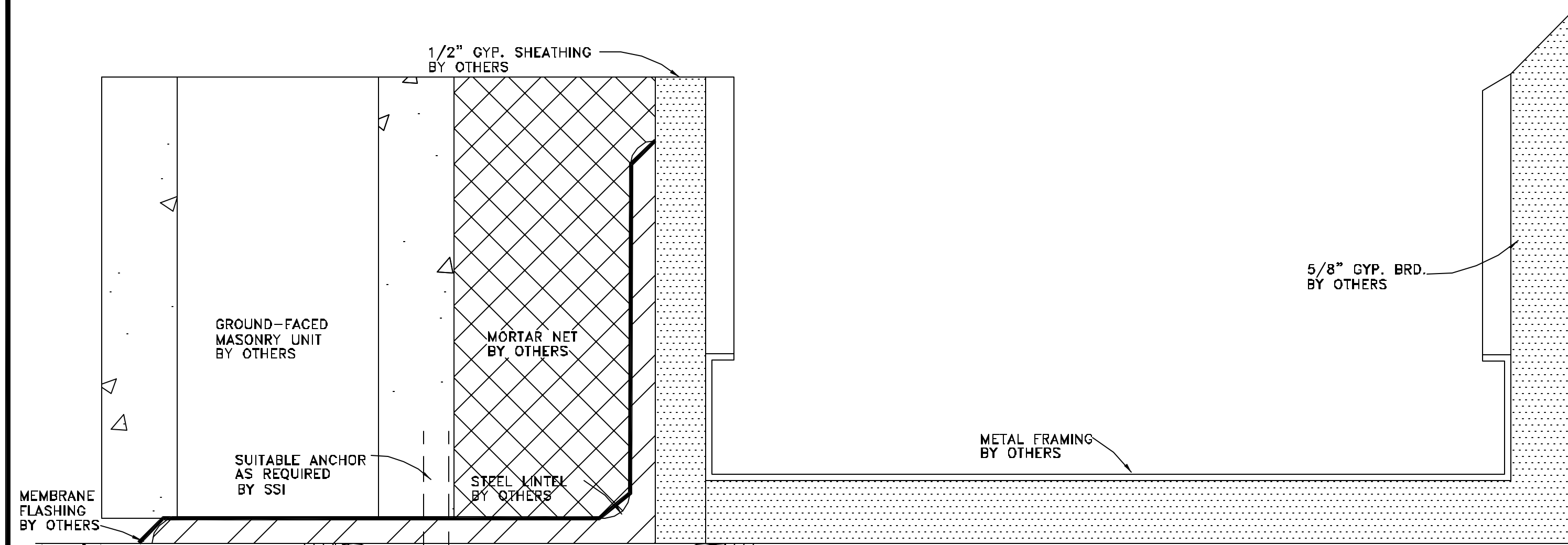
NO.	REVISION	ISSUE DATE	BY	CHKD BY

ARCHITECT NAME AND LOCATION:  
BIRPH  
2000 POWERS FERRY ROAD  
SUITE 600  
MARIETTA, GEORGIA 30067

CUSTOMER NAME AND LOCATION:  
TURNER CONSTRUCTION  
ATLANTA, GEORGIA

PROJECT NAME AND LOCATION:  
CITY HALL  
SUNAWEE, GEORGIA  
CITY OF SUNAWEE, GEORGIA

DESCRIPTION:	
SCALE:	ISSUE DATE:
FULL	11/28/07
DRAWN BY:	SHEET NO.:
BKB	D7
CHECKED BY:	
BKB	



**DETAIL 13**  
FULL SCALE  
ARCH. REF.: H3/A603

**DETAIL 14**  
FULL SCALE  
ARCH. REF.: S5/A603

**DETAIL 15**  
FULL SCALE  
ARCH. REF.: J1/A604 @ DOOR JAMB;  
W/ CONTINUOUS HINGE;

**DETAIL 15A**  
FULL SCALE  
ARCH. REF.: J1/A604 @ DOOR JAMB;  
W/OUT CONTINUOUS HINGE;

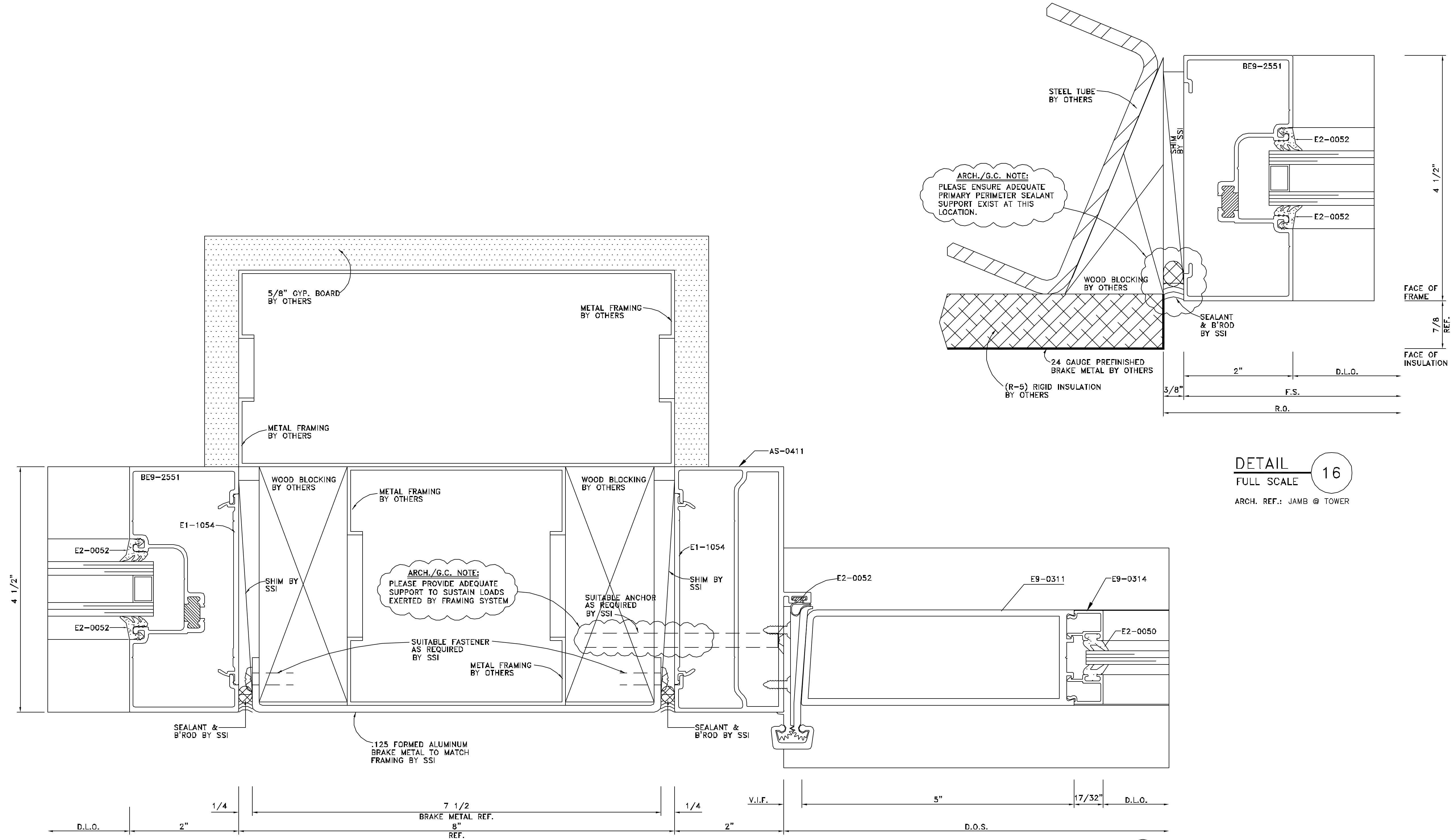
NO.	REVISION	ISSUE DATE	BY	CHKD BY

ARCHITECT NAME AND LOCATION:  
 BIRPH  
 2000 POWERS FERRY ROAD  
 SUITE 600  
 MARIETTA, GEORGIA 30067

CUSTOMER NAME AND LOCATION:  
 TURNER CONSTRUCTION  
 ATLANTA, GEORGIA

PROJECT NAME AND LOCATION:  
 CITY HALL  
 SUWANEE, GEORGIA  
 CITY OF SUWANEE, GEORGIA

DESCRIPTION: DETAILS	
SCALE: FULL	ISSUE DATE: 11/28/07
DRAWN BY: BKB	SHEET NO.:
CHECKED BY: BKB	D8



**DETAIL 16**  
 FULL SCALE  
 ARCH. REF.: JAMB @ TOWER

**DETAIL 16**  
 FULL SCALE  
 ARCH. REF.: J7/A603  
 W/ CONTINUOUS HINGE;

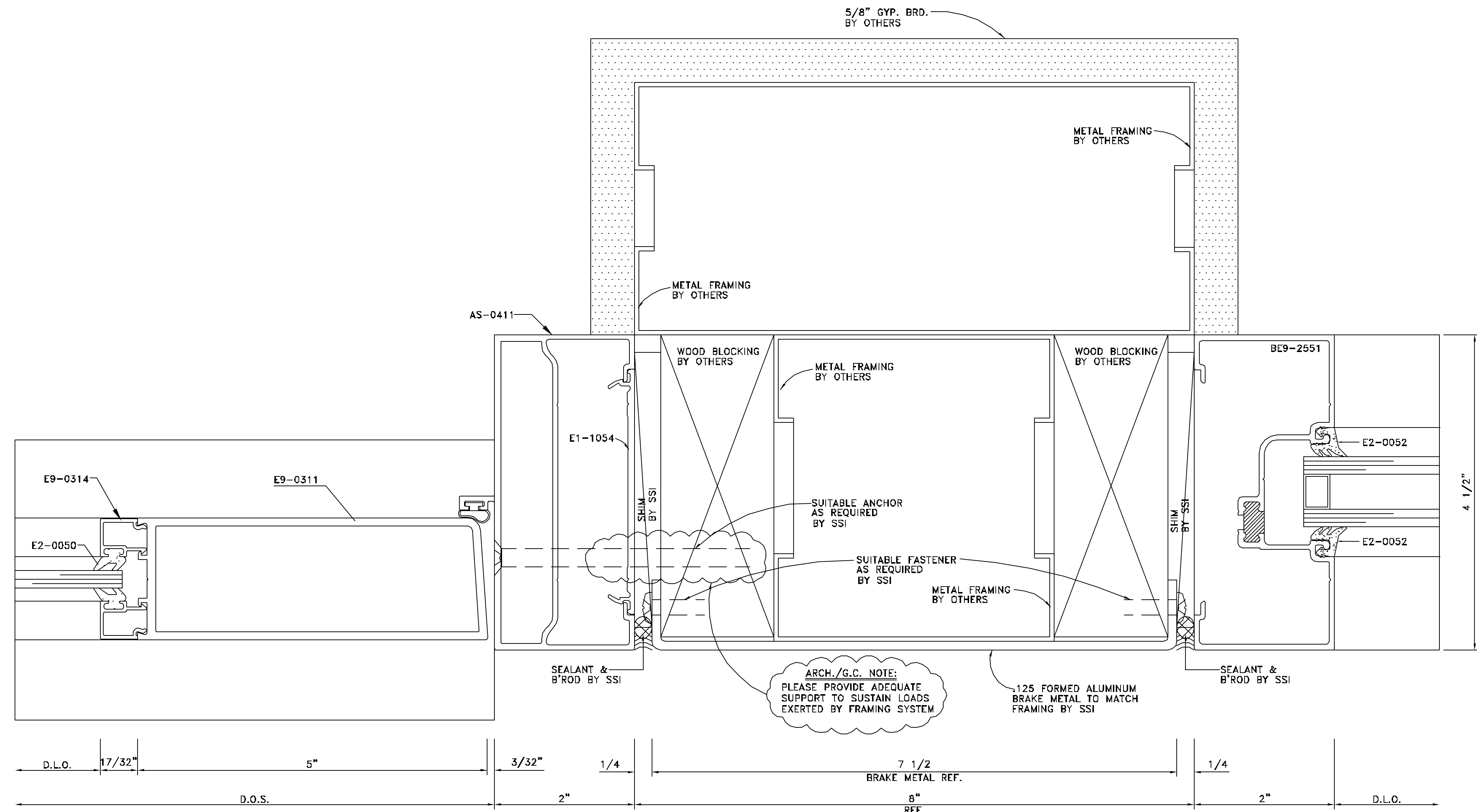
NO.	REVISION	ISSUE DATE	BY	CHKD BY

ARCHITECT NAME AND LOCATION:  
 BIRPH  
 2000 POWERS FERRY ROAD  
 SUITE 600  
 MARIETTA, GEORGIA 30067

CUSTOMER NAME AND LOCATION:  
 TURNER CONSTRUCTION  
 ATLANTA, GEORGIA

PROJECT NAME AND LOCATION:  
 CITY HALL  
 SUWANEE, GEORGIA  
 CITY OF SUWANEE, GEORGIA

DESCRIPTION: DETAILS	
SCALE: FULL	ISSUE DATE: 11/28/07
DRAWN BY: BKB	SHEET NO.:
CHECKED BY: BKB	D8A



DETAIL 16A  
 FULL SCALE

ARCH. REF.: J7/A603 @ DOOR JAMB;  
 W/OUT CONTINUOUS HINGE;

NO.	REVISION	ISSUE DATE	BY	CHKD BY

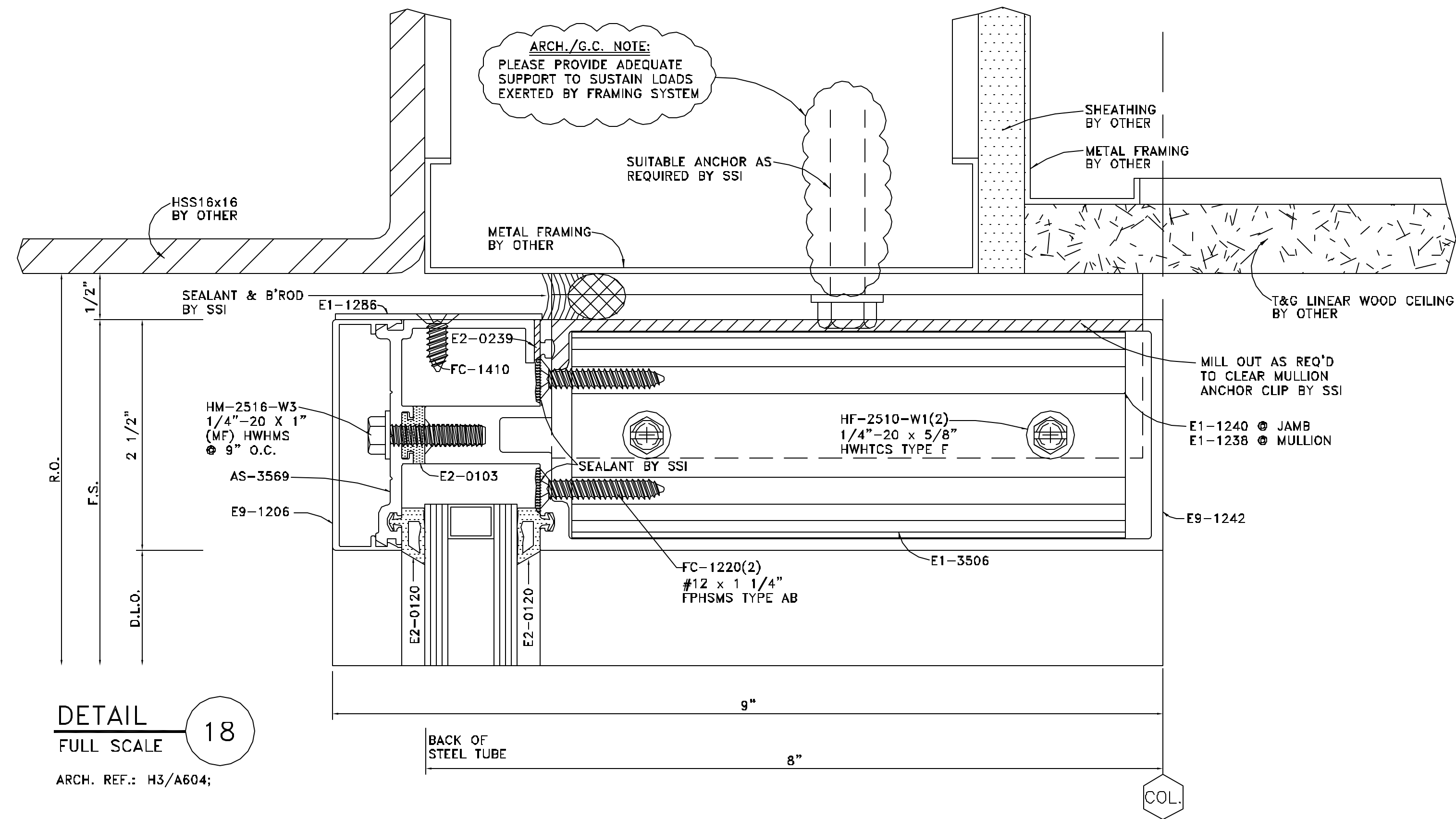
ARCHITECT NAME AND LOCATION:  
BIRPH  
2000 POWERS FERRY ROAD  
SUITE 600  
MARIETTA, GEORGIA 30067

CUSTOMER NAME AND LOCATION:  
TURNER CONSTRUCTION  
ATLANTA, GEORGIA

PROJECT NAME AND LOCATION:  
CITY HALL  
SUWANEE, GEORGIA  
CITY OF SUWANEE, GEORGIA

DESCRIPTION:  
DETAILS

SCALE:	ISSUE DATE:
FULL	11/28/07
DRAWN BY:	SHEET NO.:
BKB	D9
CHECKED BY:	
BKB	

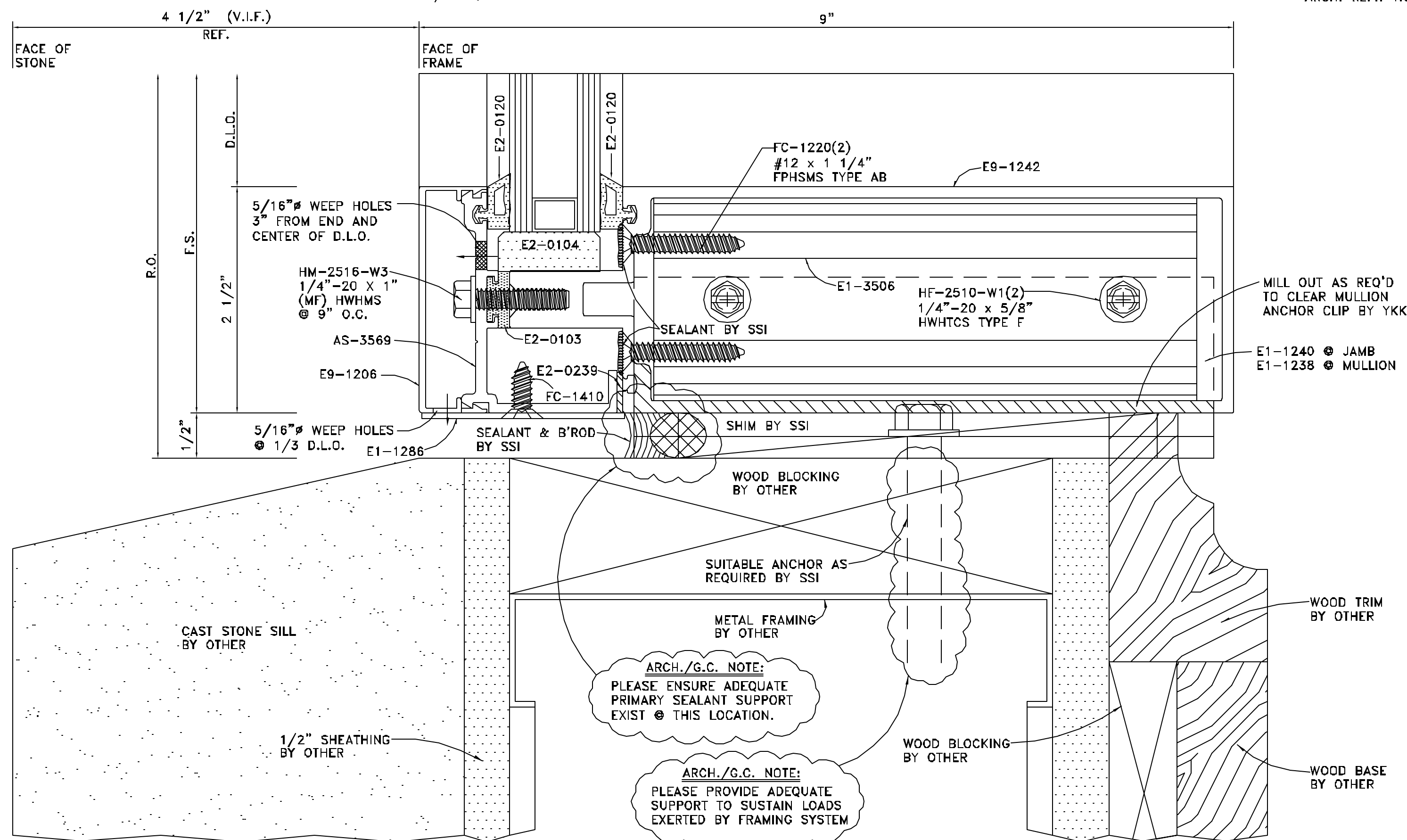


**DETAIL 18**  
FULL SCALE

ARCH. REF.: H3/A604;

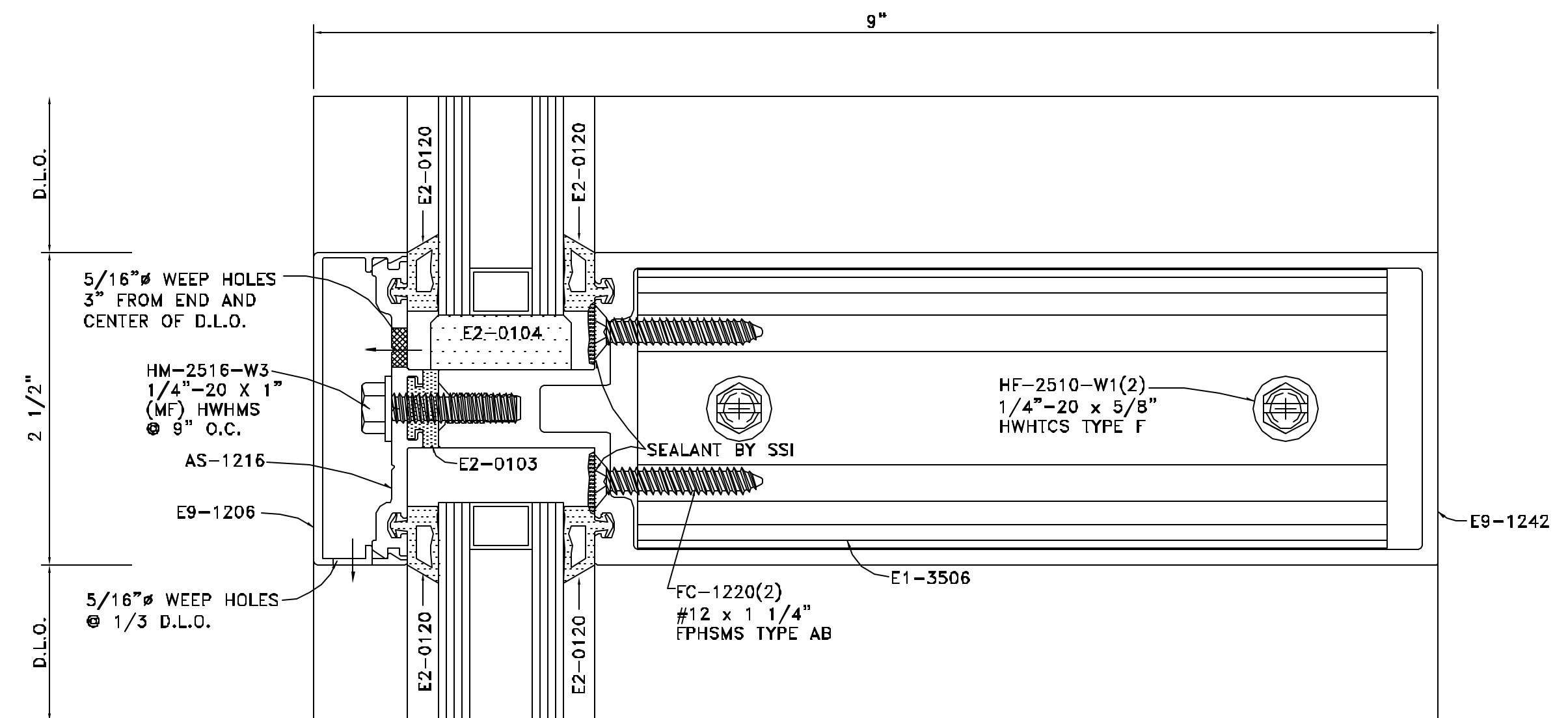
**DETAIL 20**  
FULL SCALE

ARCH. REF.: S3/A604;



**DETAIL 19**  
FULL SCALE

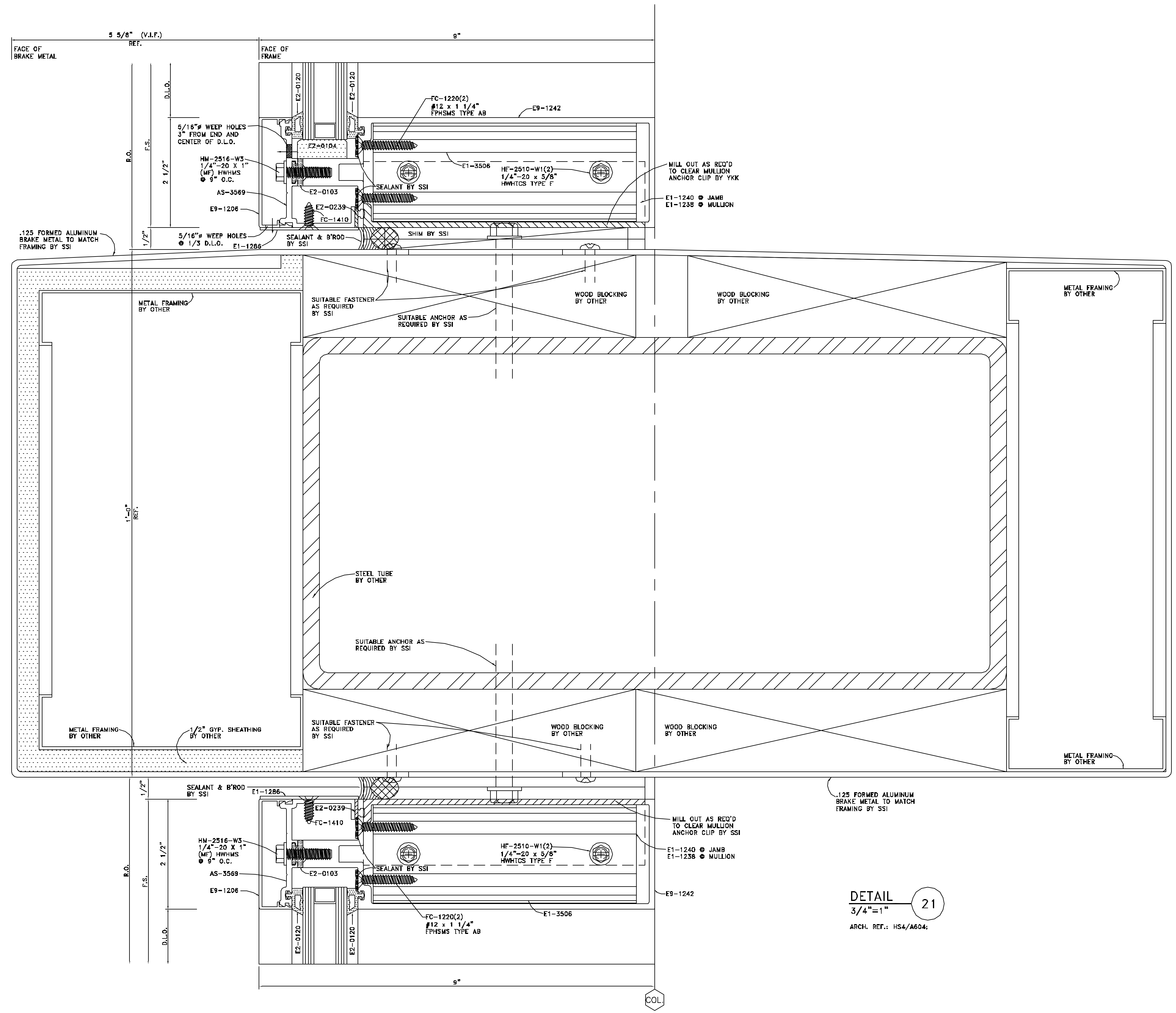
ARCH. REF.: HORIZONTAL (1\"-1\")



ARCH./G.C. NOTE:  
PLEASE PROVIDE ADEQUATE  
SUPPORT TO SUSTAIN LOADS  
EXERTED BY FRAMING SYSTEM

ARCH./G.C. NOTE:  
PLEASE ENSURE ADEQUATE  
PRIMARY SEALANT SUPPORT  
EXIST @ THIS LOCATION.

ARCH./G.C. NOTE:  
PLEASE PROVIDE ADEQUATE  
SUPPORT TO SUSTAIN LOADS  
EXERTED BY FRAMING SYSTEM



**DETAIL**  
 3/4"=1"  
 ARCH. REF.: HS4/A604;

NO.	REVISION	ISSUE DATE	BY	CHKD BY

ARCHITECT NAME AND LOCATION:  
 BIRPH  
 2000 POWERS FERRY ROAD  
 SUITE 600  
 MARIETTA, GEORGIA 30067

CUSTOMER NAME AND LOCATION:  
 TURNER CONSTRUCTION  
 ATLANTA, GEORGIA

PROJECT NAME AND LOCATION:  
 CITY HALL  
 SUWANEE, GEORGIA  
 CITY OF SUWANEE, GEORGIA

DESCRIPTION:	
SCALE:	ISSUE DATE:
3/4"=1"	11/28/07
DRAWN BY:	SHEET NO.:
BKB	D10
CHECKED BY:	
BKB	

C/D BY	
BY	
ISSUE DATE	
REVISION	
NO.	

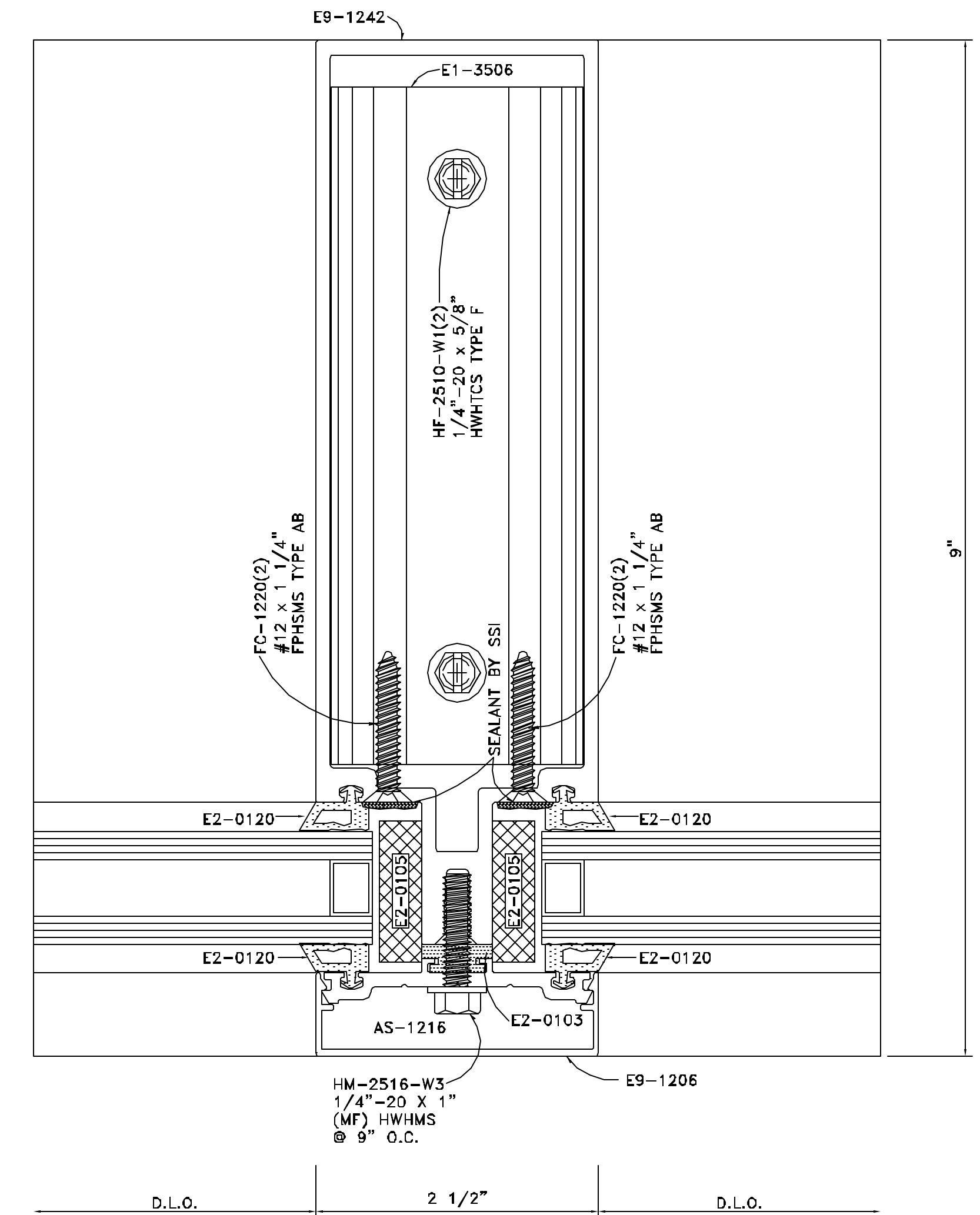
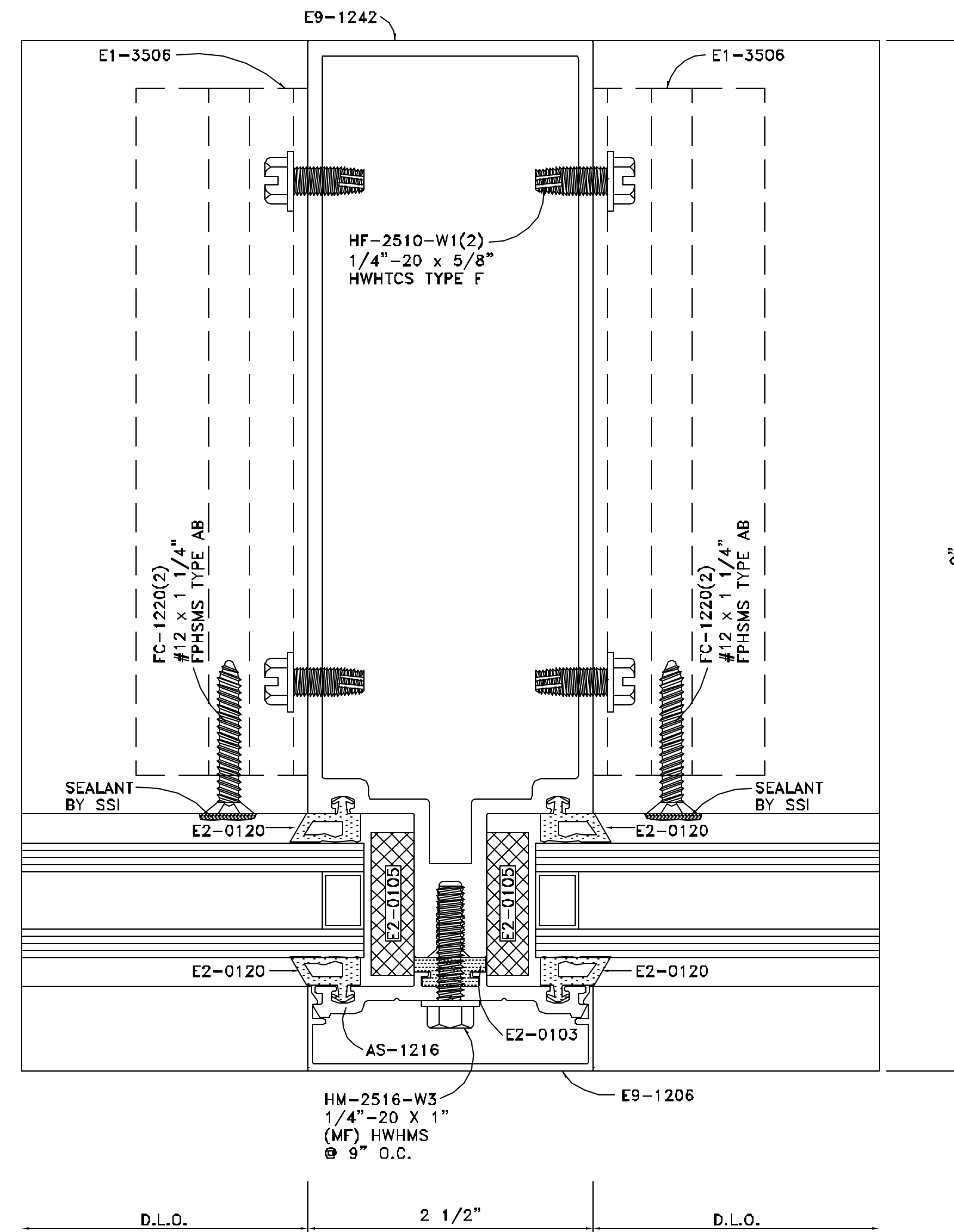
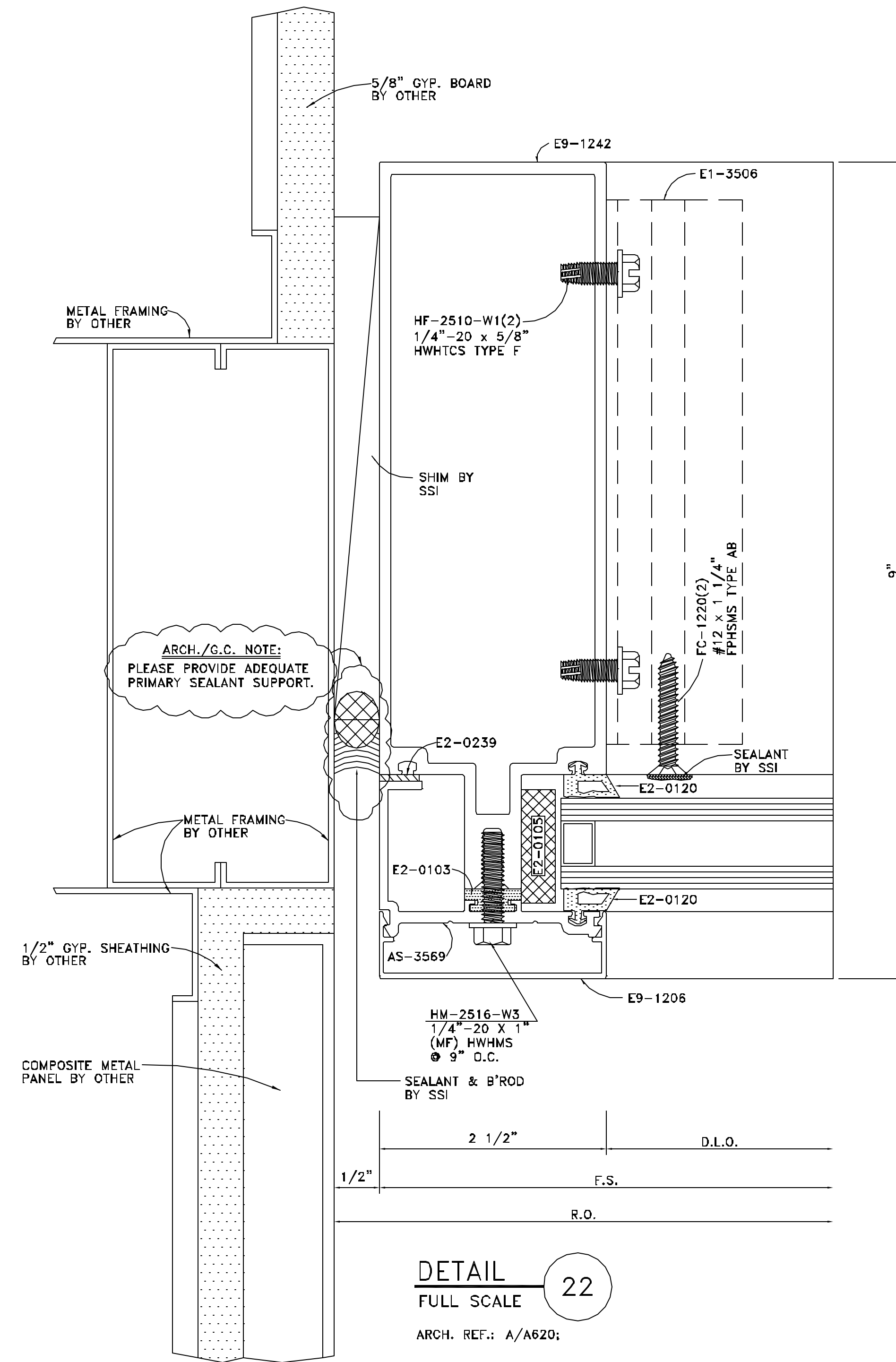
ARCHITECT NAME AND LOCATION:  
BIRPH  
2000 POWERS FERRY ROAD  
SUITE 600  
MARIETTA, GEORGIA 30067

CUSTOMER NAME AND LOCATION:  
TURNER CONSTRUCTION  
ATLANTA, GEORGIA

PROJECT NAME AND LOCATION:  
CITY HALL  
SUWANEE, GEORGIA  
CITY OF SUWANEE, GEORGIA

DESCRIPTION:  
DETAILS

SCALE:	ISSUE DATE:
FULL	11/28/07
DRAWN BY:	SHEET NO.:
BKB	
CHECKED BY:	
BKB	D11



NO.	REVISION	ISSUE DATE	BY	CHKD BY

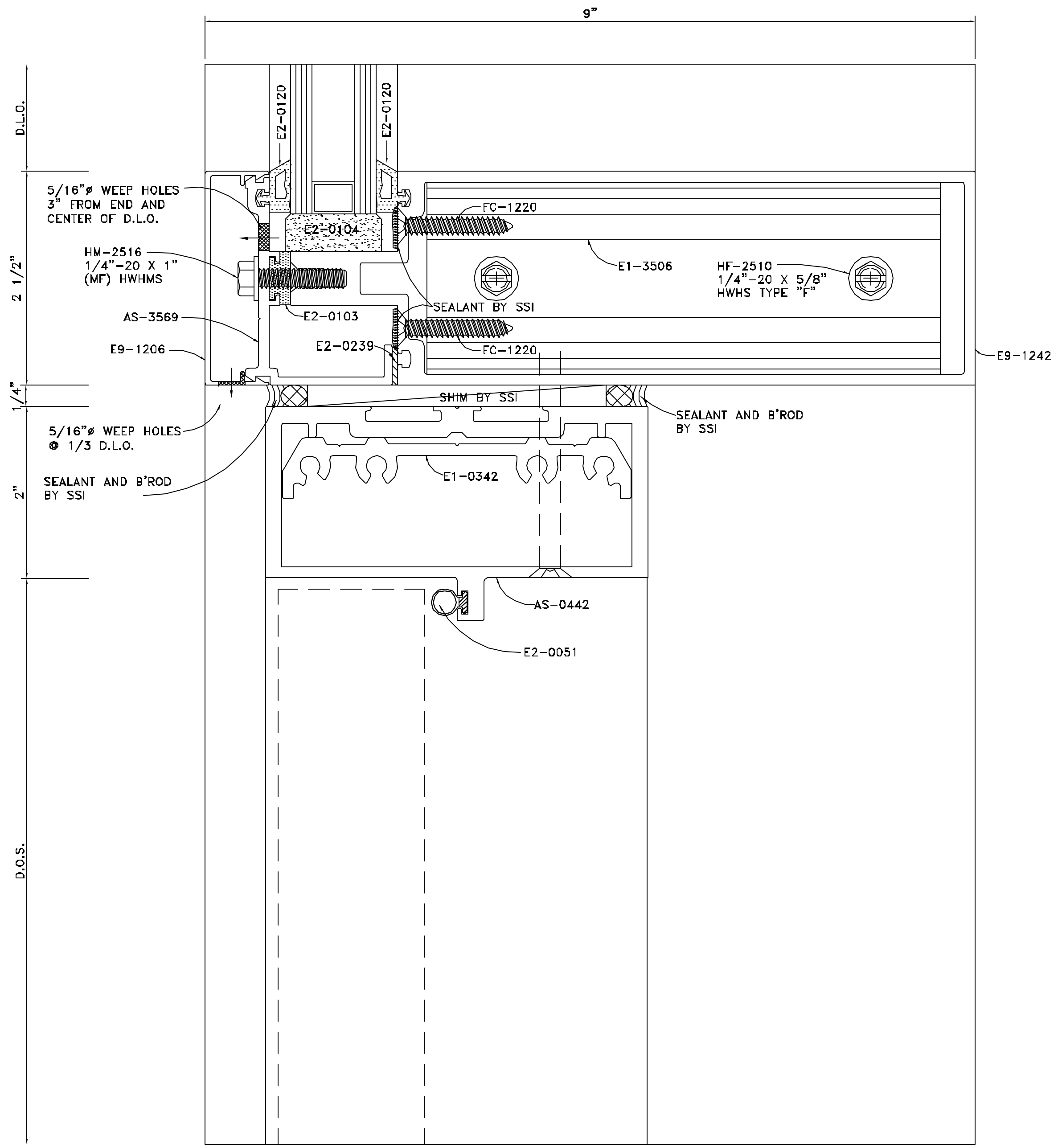
ARCHITECT NAME AND LOCATION:  
BRPH  
2000 POWERS FERRY ROAD  
SUITE 600  
MARIETTA, GEORGIA 30067

CUSTOMER NAME AND LOCATION:  
TURNER CONSTRUCTION  
ATLANTA, GEORGIA

PROJECT NAME AND LOCATION:  
CITY HALL  
SUWANEE, GEORGIA  
CITY OF SUWANEE, GEORGIA

DESCRIPTION:  
DETAILS

SCALE:	ISSUE DATE:
FULL	11/28/07
DRAWN BY:	SHEET NO.:
BKB	D12
CHECKED BY:	
BKB	



**DETAIL 25**  
FULL SCALE  
ARCH. REF.: DOOR HEAD @ TRANSOM;

ARCH./G.C./INSTALLER NOTE:  
REFER TO ELLISON DOOR SHOP  
DRAWINGS FOR THESE  
DOOR DETAILS.

**DETAIL 26**  
FULL SCALE  
ARCH. REF.: S3/A604 @ BOTTOM RAIL;

ARCH./G.C./INSTALLER NOTE:  
REFER TO ELLISON DOOR SHOP  
DRAWINGS FOR THESE  
DOOR DETAILS.



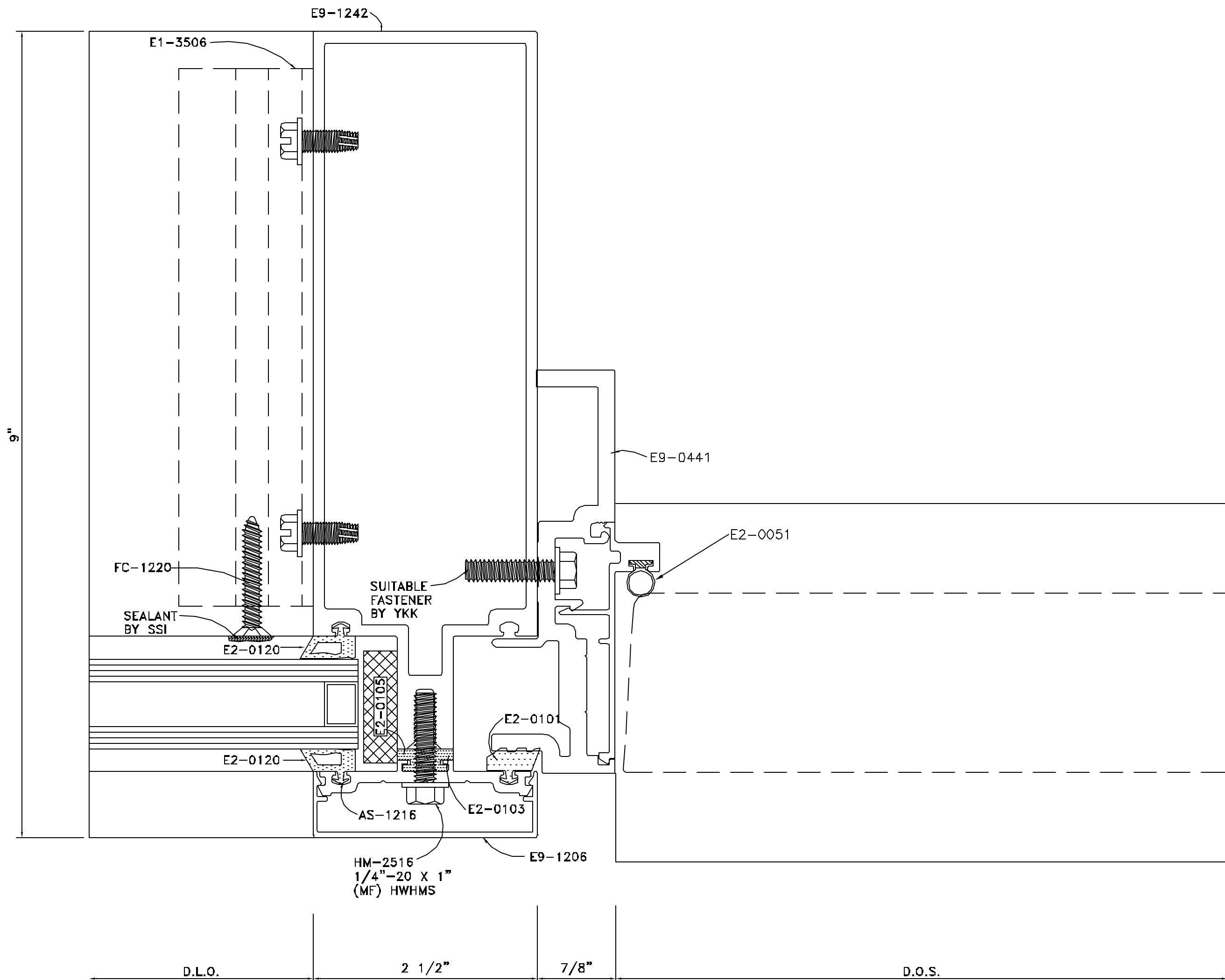
NO.	REVISION	ISSUE DATE	BY	CHKD BY

ARCHITECT NAME AND LOCATION:  
 BRPH  
 2000 POWERS FERRY ROAD  
 SUITE 600  
 MARIETTA, GEORGIA 30067

CUSTOMER NAME AND LOCATION:  
 TURNER CONSTRUCTION  
 ATLANTA, GEORGIA

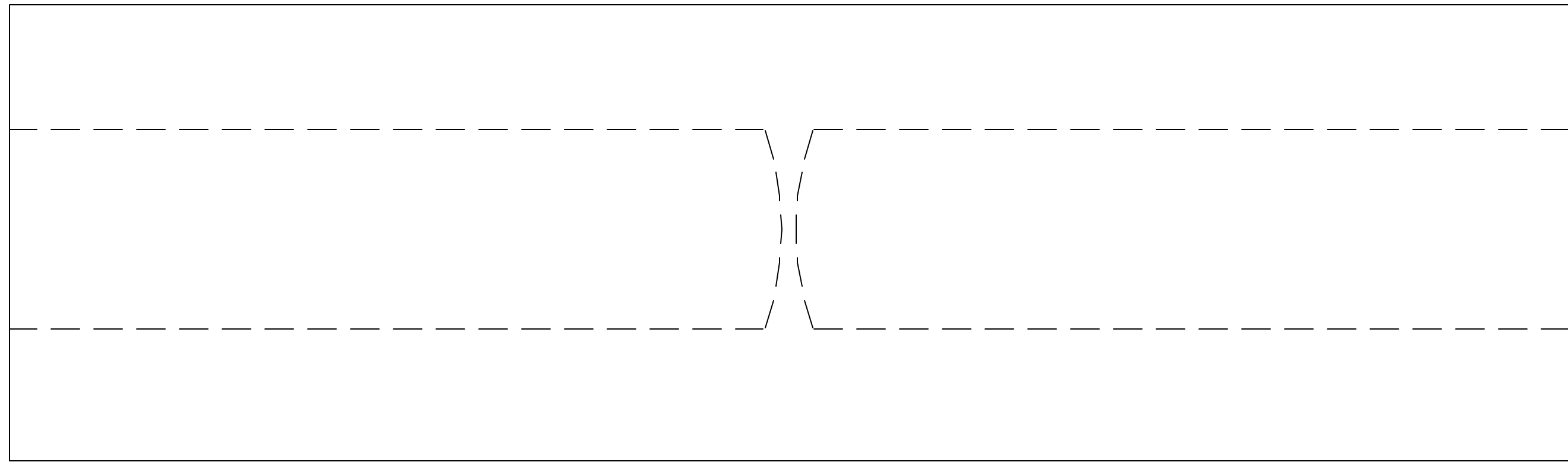
PROJECT NAME AND LOCATION:  
 CITY HALL  
 SUWANEE, GEORGIA  
 CITY OF SUWANEE, GEORGIA

DESCRIPTION: DETAILS	
SCALE: FULL	ISSUE DATE: 11/28/07
DRAWN BY: BKB	SHEET NO.:
CHECKED BY: BKB	D13



ARCH./G.C./INSTALLER NOTE:  
 REFER TO ELLISON DOOR SHOP  
 DRAWINGS FOR THESE  
 DOOR DETAILS.

**DETAIL 27**  
 FULL SCALE  
 ARCH. REF.: DOOR JAMB & SIDELITE



**DETAIL 28**  
 FULL SCALE  
 ARCH. REF.: MEETING STILE

ARCH./G.C./INSTALLER NOTE:  
 REFER TO ELLISON DOOR SHOP  
 DRAWINGS FOR THESE  
 DOOR DETAILS.



NO.	REVISION	ISSUE DATE	BY	CHKD BY

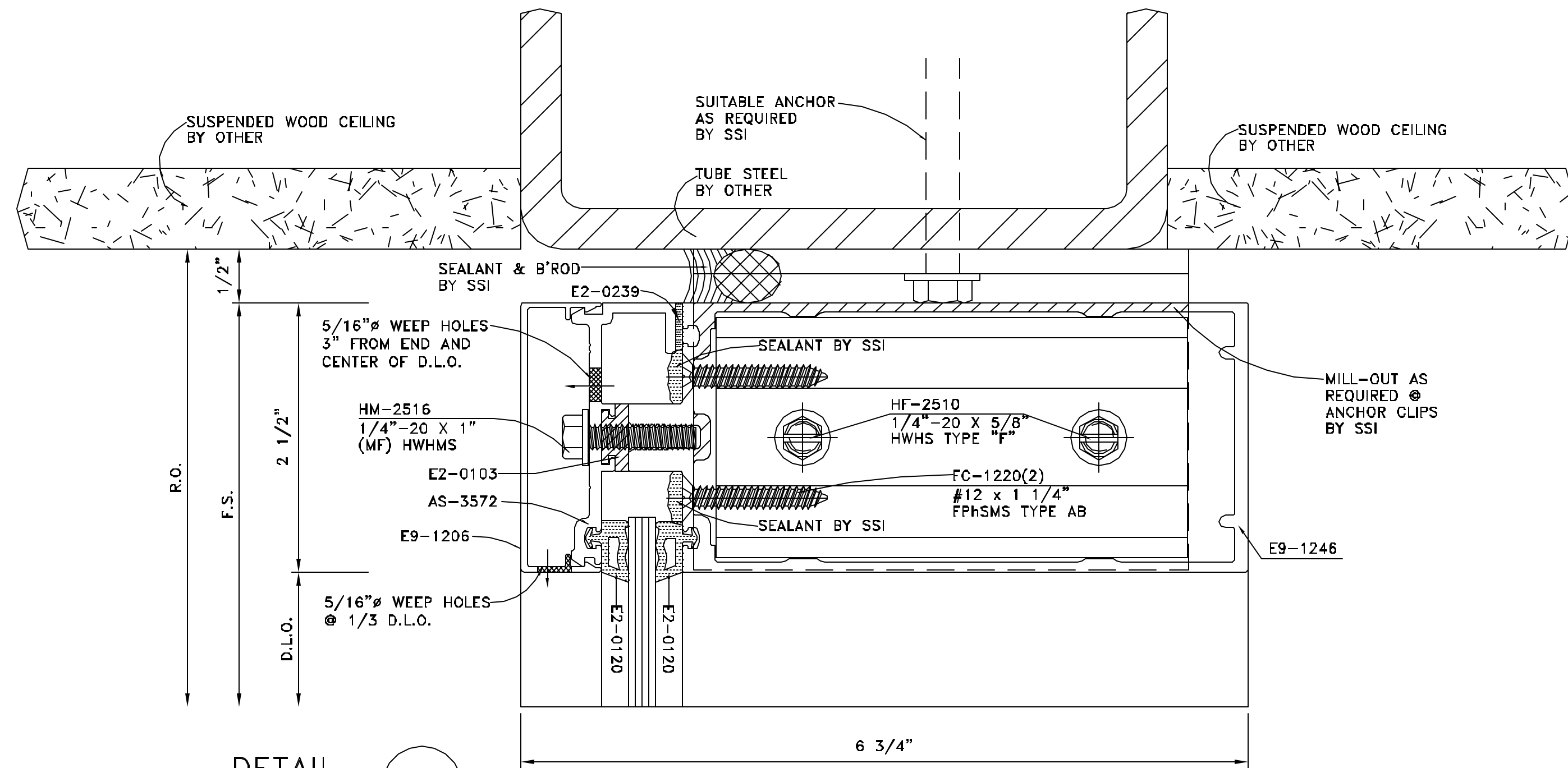
ARCHITECT NAME AND LOCATION:  
BRPH  
2000 POWERS FERRY ROAD  
SUITE 600  
MARIETTA, GEORGIA 30067

CUSTOMER NAME AND LOCATION:  
TURNER CONSTRUCTION  
ATLANTA, GEORGIA

PROJECT NAME AND LOCATION:  
CITY HALL  
SUWANEE, GEORGIA  
CITY OF SUWANEE, GEORGIA

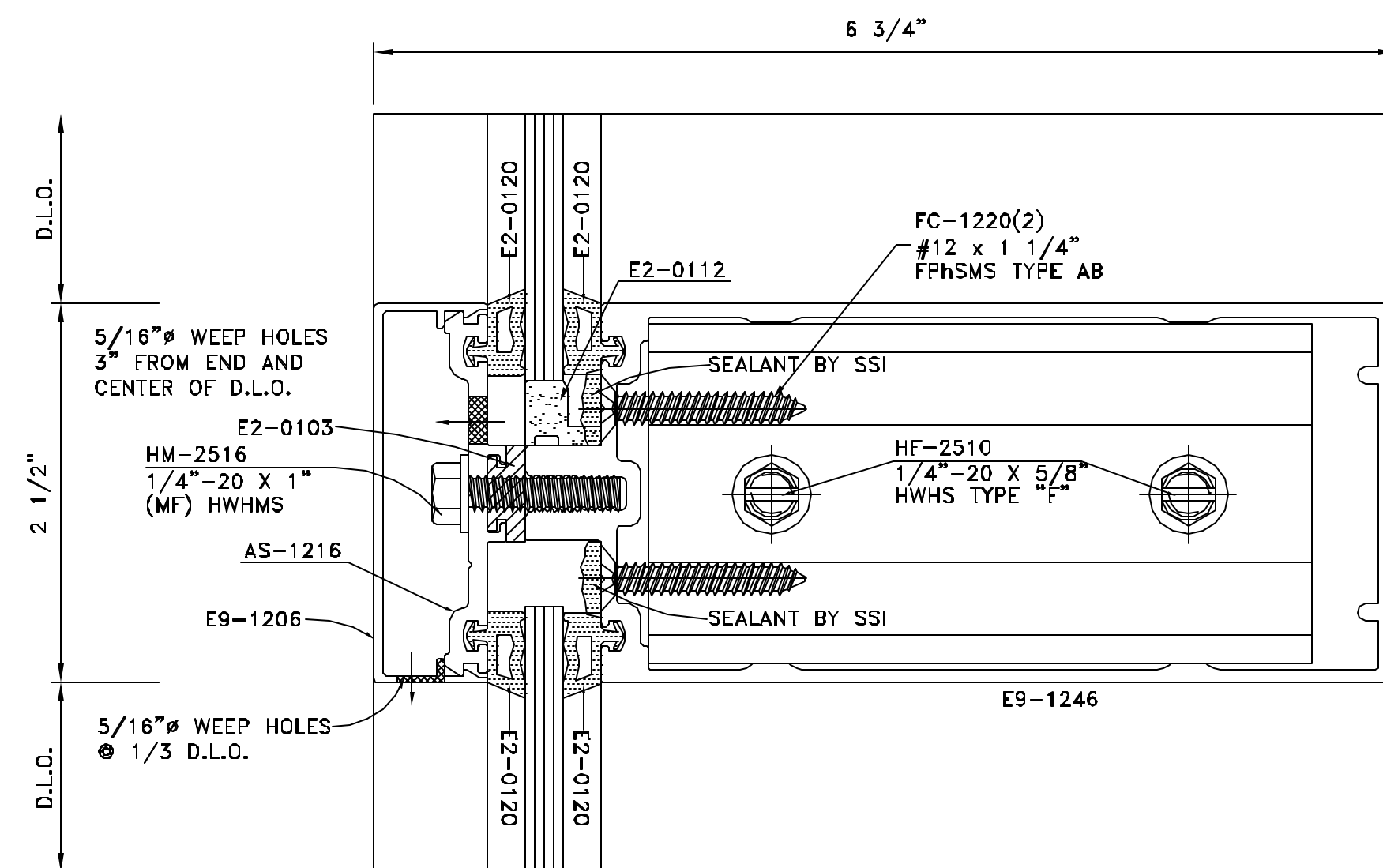
DESCRIPTION:  
DETAILS

SCALE:	ISSUE DATE:
FULL	11/28/07
DRAWN BY:	SHEET NO.:
BKB	D14
CHECKED BY:	
BKB	



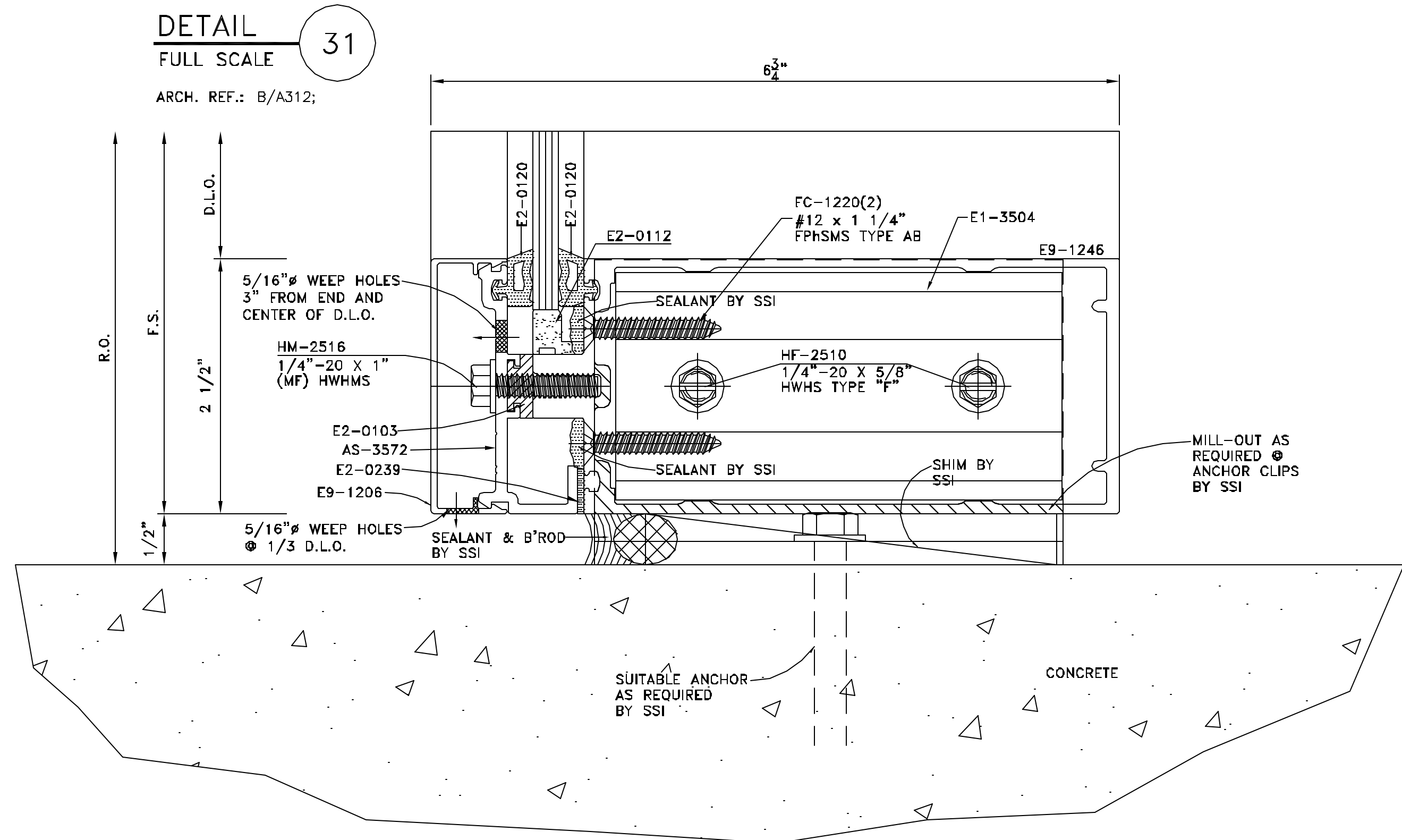
DETAIL 29  
FULL SCALE

ARCH. REF.: B/A312;



DETAIL 30  
FULL SCALE

ARCH. REF.: HORIZONTAL (1/4"-1 1/4")



DETAIL 31  
FULL SCALE

ARCH. REF.: B/A312;



CRD BY	
BY	
ISSUE DATE	
REVISION	
NO.	

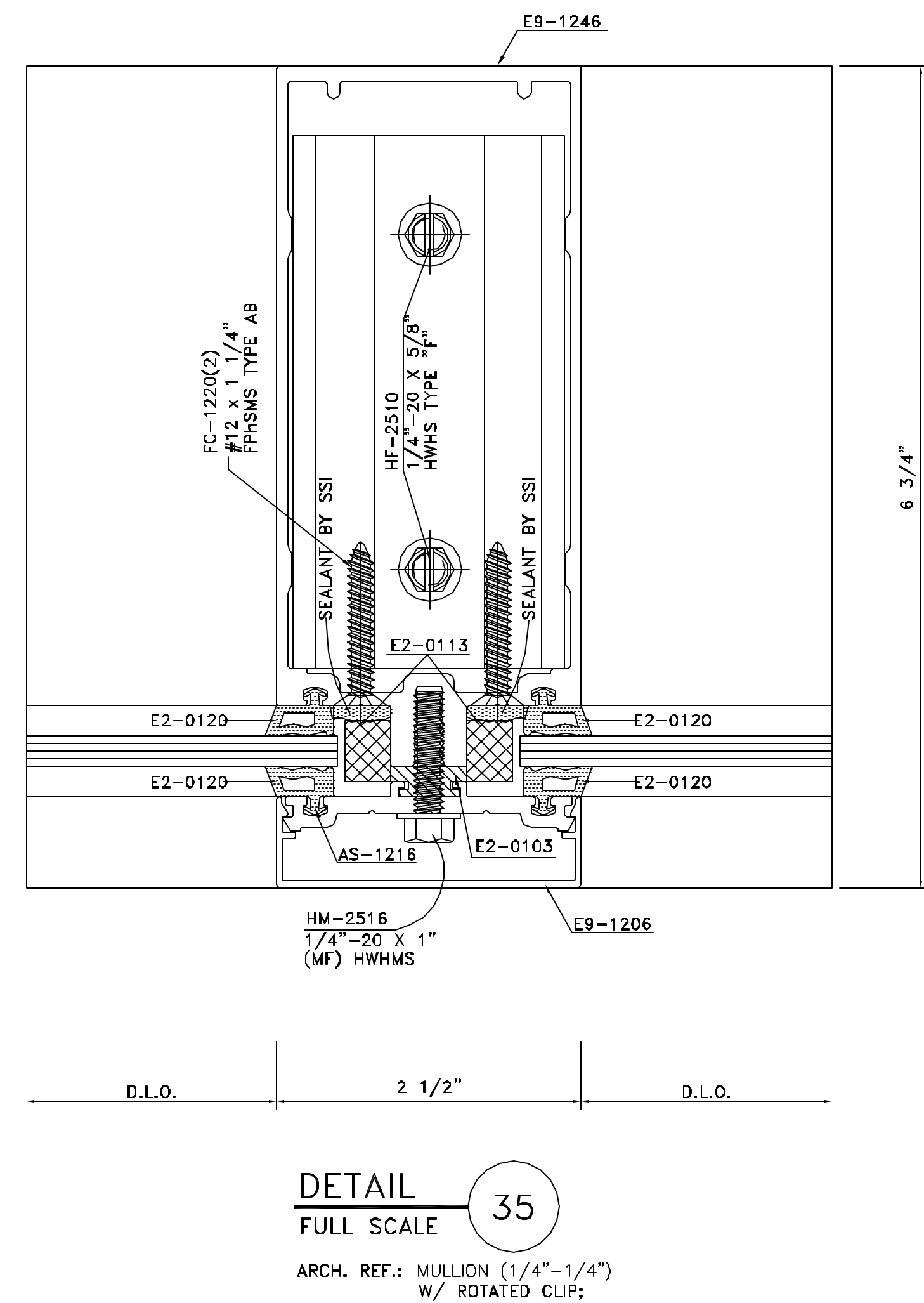
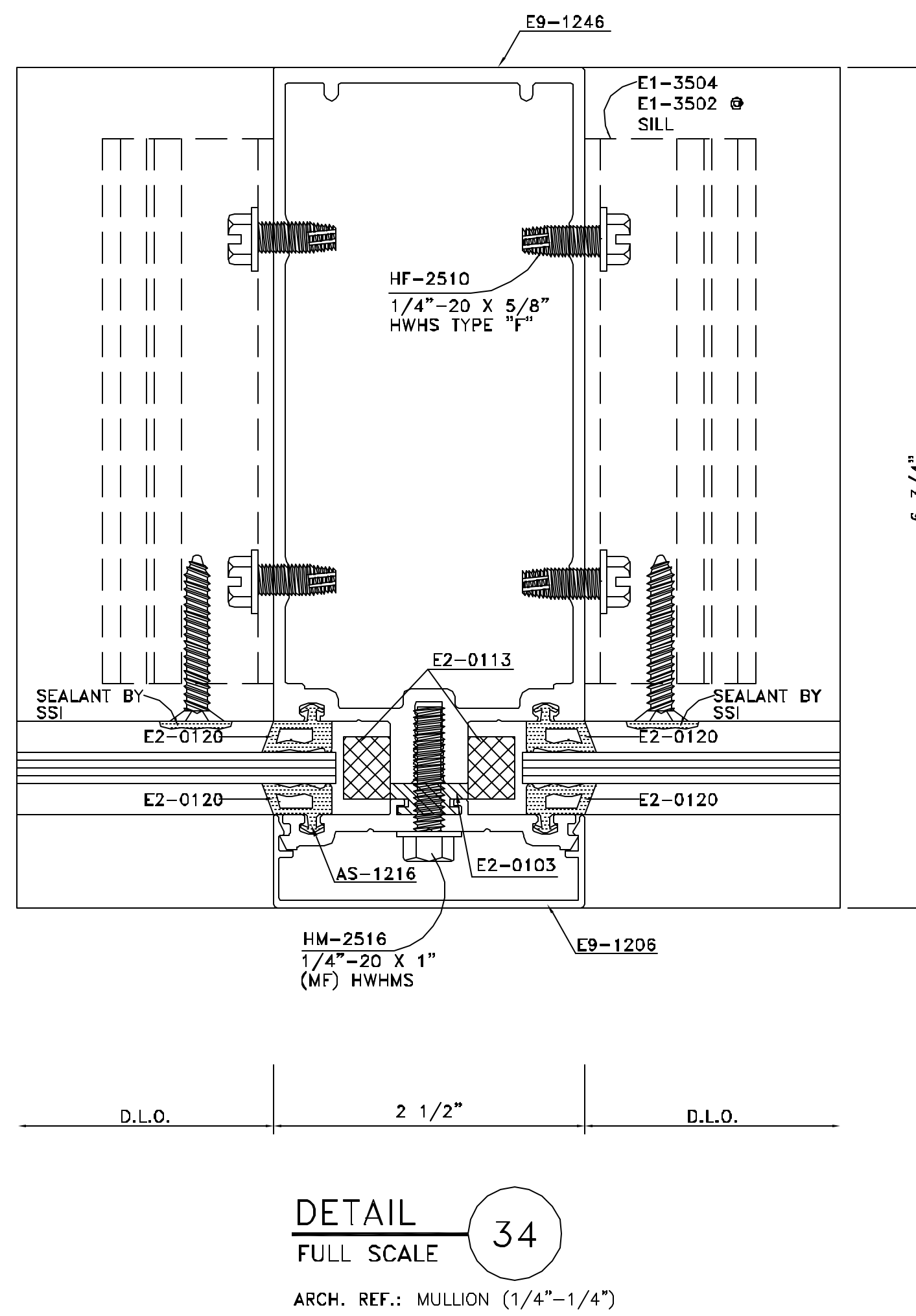
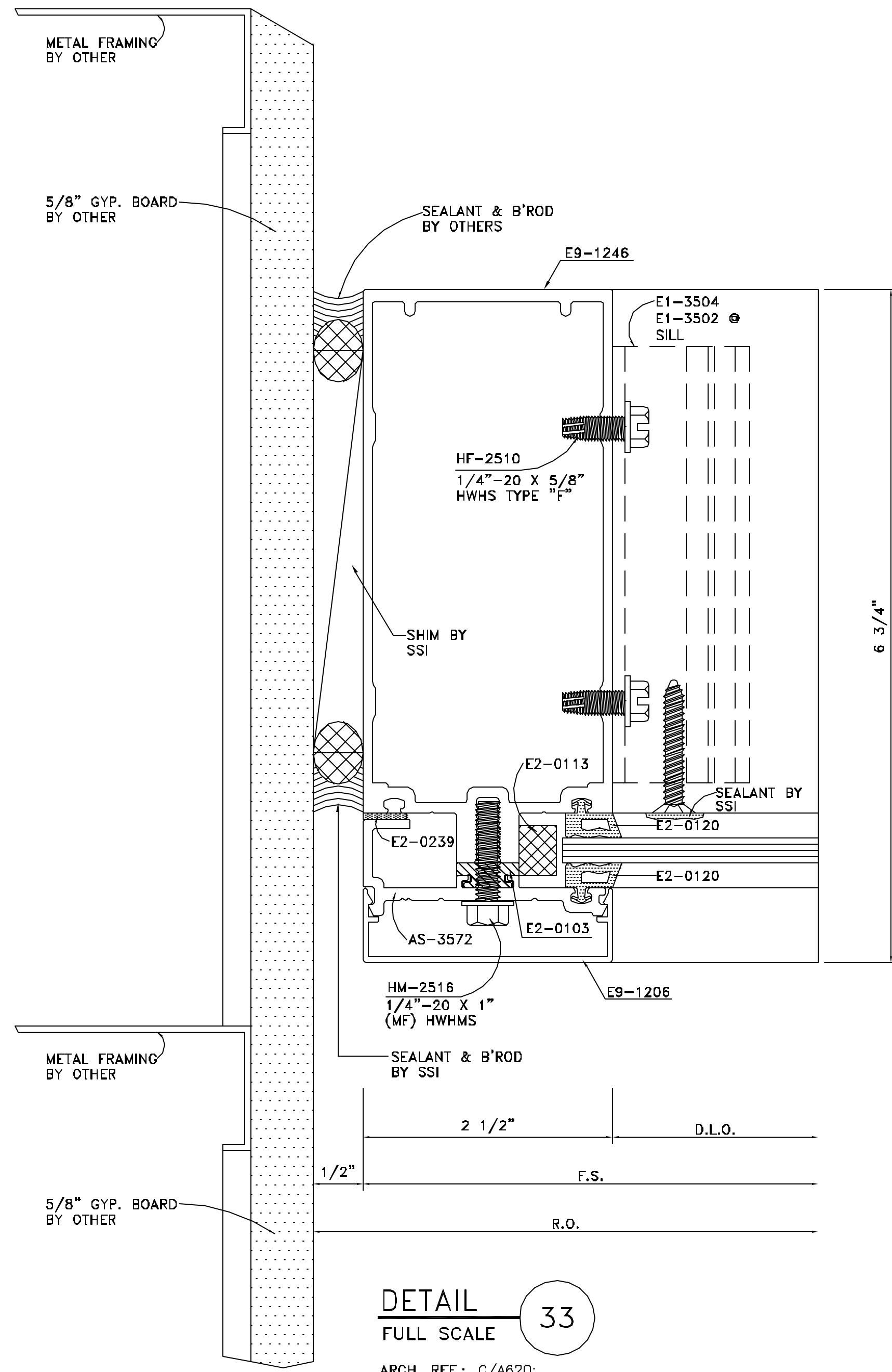
ARCHITECT NAME AND LOCATION:  
 BIRPH  
 2000 POWERS FERRY ROAD  
 SUITE 600  
 MARIETTA, GEORGIA 30067

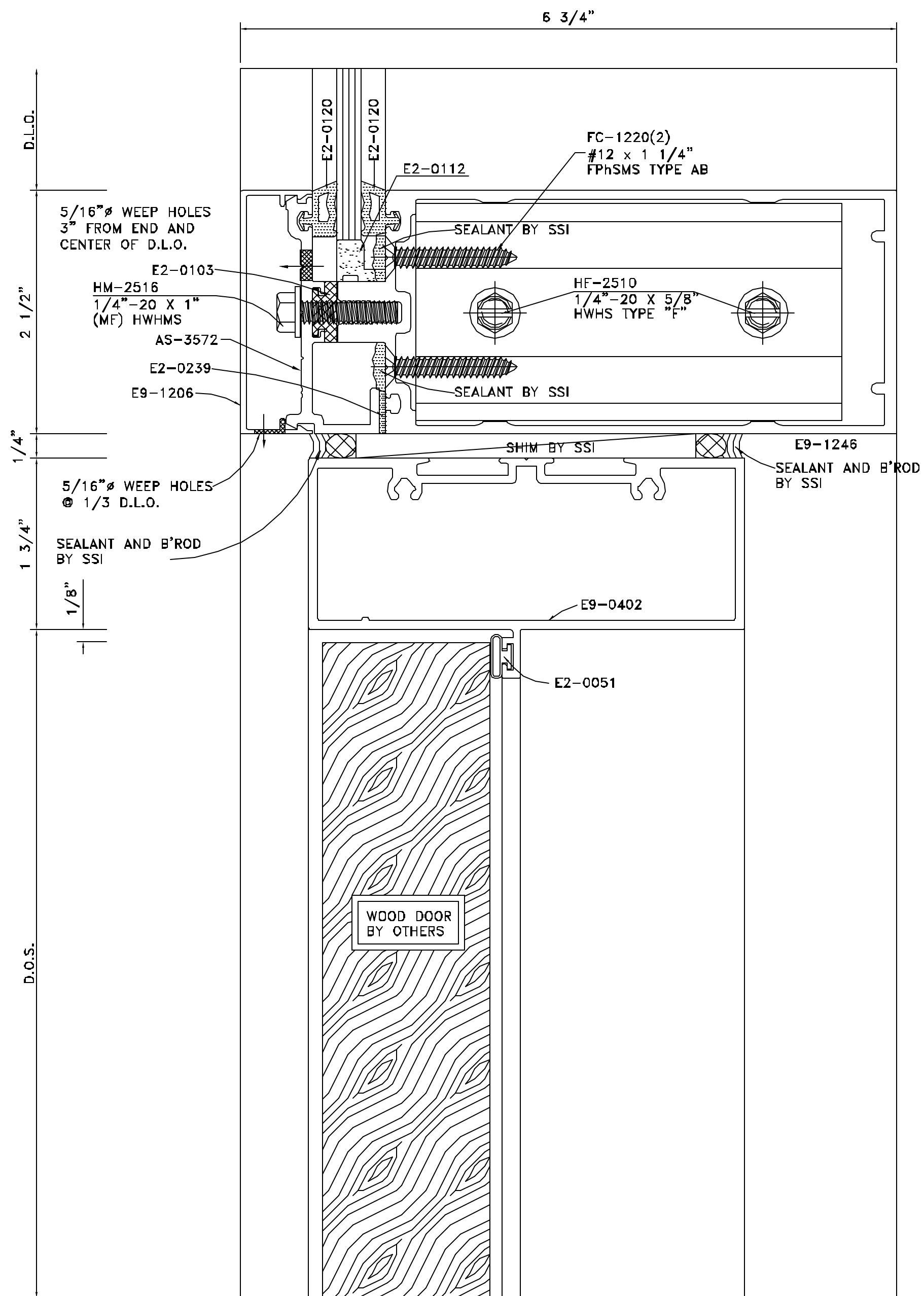
CUSTOMER NAME AND LOCATION:  
 TURNER CONSTRUCTION  
 ATLANTA, GEORGIA

PROJECT NAME AND LOCATION:  
 CITY HALL  
 SUWANEE, GEORGIA  
 CITY OF SUWANEE, GEORGIA

DESCRIPTION:  
 DETAILS

SCALE:	ISSUE DATE:
FULL	11/28/07
DRAWN BY:	SHEET NO.:
BKB	
CHECKED BY:	
BKB	D16





DETAIL 36  
FULL SCALE

ARCH. REF.: DOOR HEAD • TRANSOM • WOOD DOOR

THIS DETAIL  
NOT USED

DETAIL 37  
FULL SCALE

ARCH. REF.:

SSi

Storefront Systems, Inc.  
9170 Old Atlanta Highway, NW  
Covington, GA 30014  
770.784.1555  
770.385.8010 Fax

NO.	REVISION	ISSUE DATE	BY	CRD BY

ARCHITECT NAME AND LOCATION:  
BRPH  
2000 POWERS FERRY ROAD  
SUITE 600  
MARIETTA, GEORGIA 30067

CUSTOMER NAME AND LOCATION:  
TURNER CONSTRUCTION  
ATLANTA, GEORGIA

PROJECT NAME AND LOCATION:  
CITY HALL  
SUWANEE, GEORGIA  
CITY OF SUWANEE, GEORGIA

DESCRIPTION:  
DETAILS

SCALE:	ISSUE DATE:
FULL	11/28/07
DRAWN BY:	SHEET NO.:
BKB	
CHECKED BY:	D17
BKB	

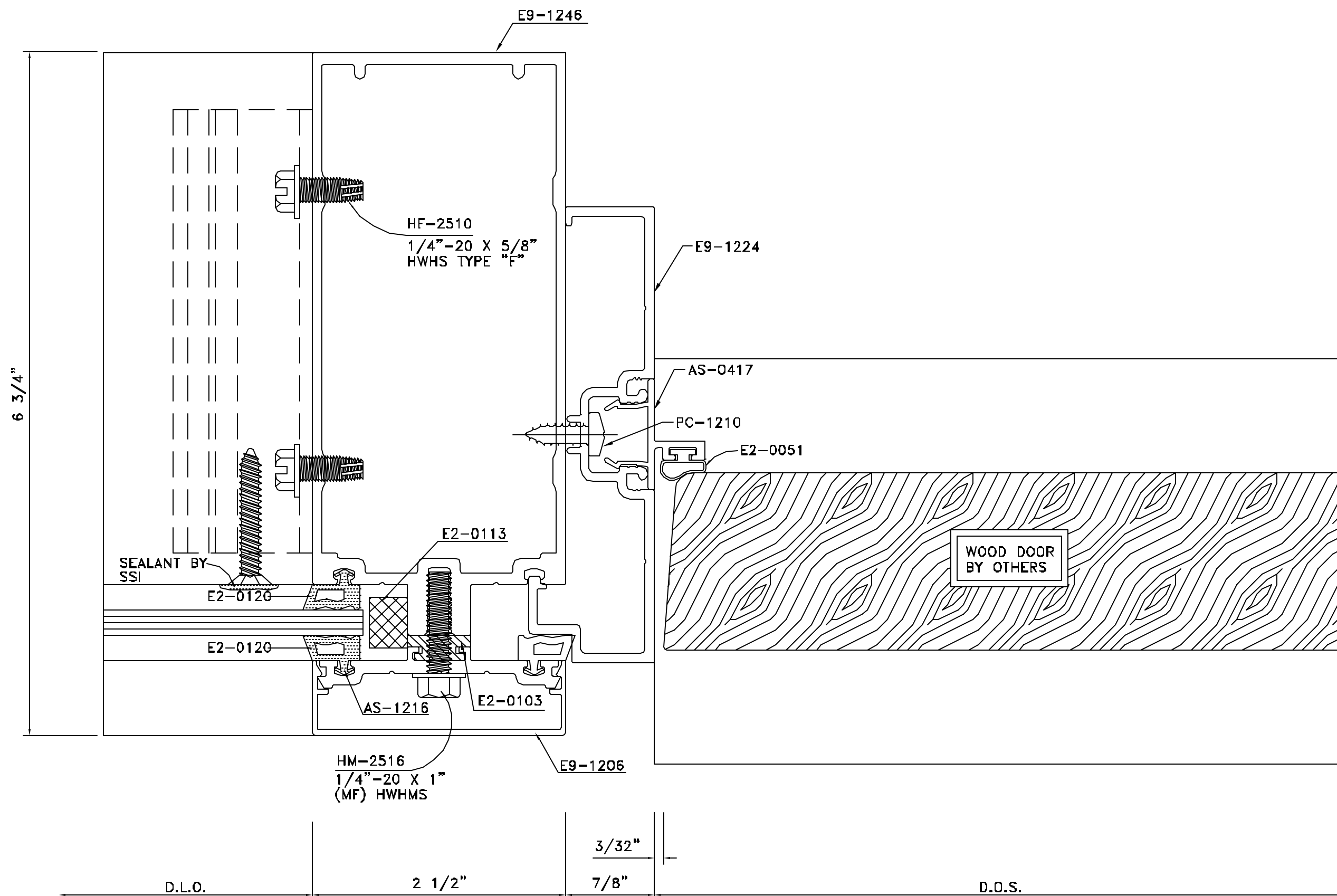
NO.	REVISION	ISSUE DATE	BY	CHKD BY

ARCHITECT NAME AND LOCATION:  
 BRPH  
 2000 POWERS FERRY ROAD  
 SUITE 600  
 MARIETTA, GEORGIA 30067

CUSTOMER NAME AND LOCATION:  
 TURNER CONSTRUCTION  
 ATLANTA, GEORGIA

PROJECT NAME AND LOCATION:  
 CITY HALL  
 SUWANEE, GEORGIA  
 CITY OF SUWANEE, GEORGIA

DESCRIPTION: DETAILS	
SCALE: FULL	ISSUE DATE: 11/28/07
DRAWN BY: BKB	SHEET NO.:
CHECKED BY: BKB	D18



DETAIL 38  
 FULL SCALE

ARCH. REF.: DOOR JAMB ● SIDELITE ● WOOD DOOR

THIS DETAIL  
NOT USED

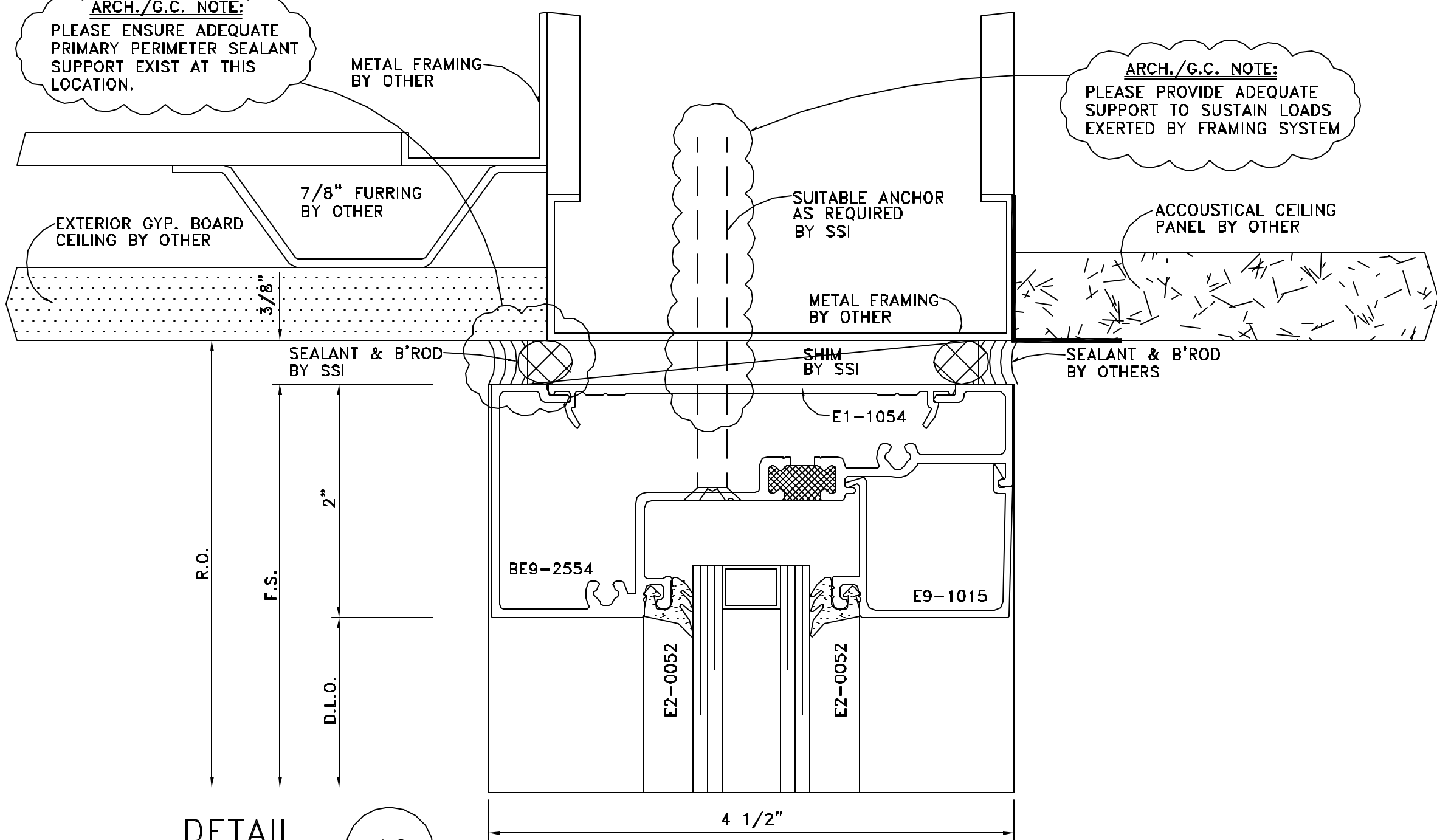
DETAIL 39  
 FULL SCALE

ARCH. REF.:

ARCH./G.C. NOTE:  
PLEASE ENSURE ADEQUATE  
PRIMARY PERIMETER SEALANT  
SUPPORT EXIST AT THIS  
LOCATION.

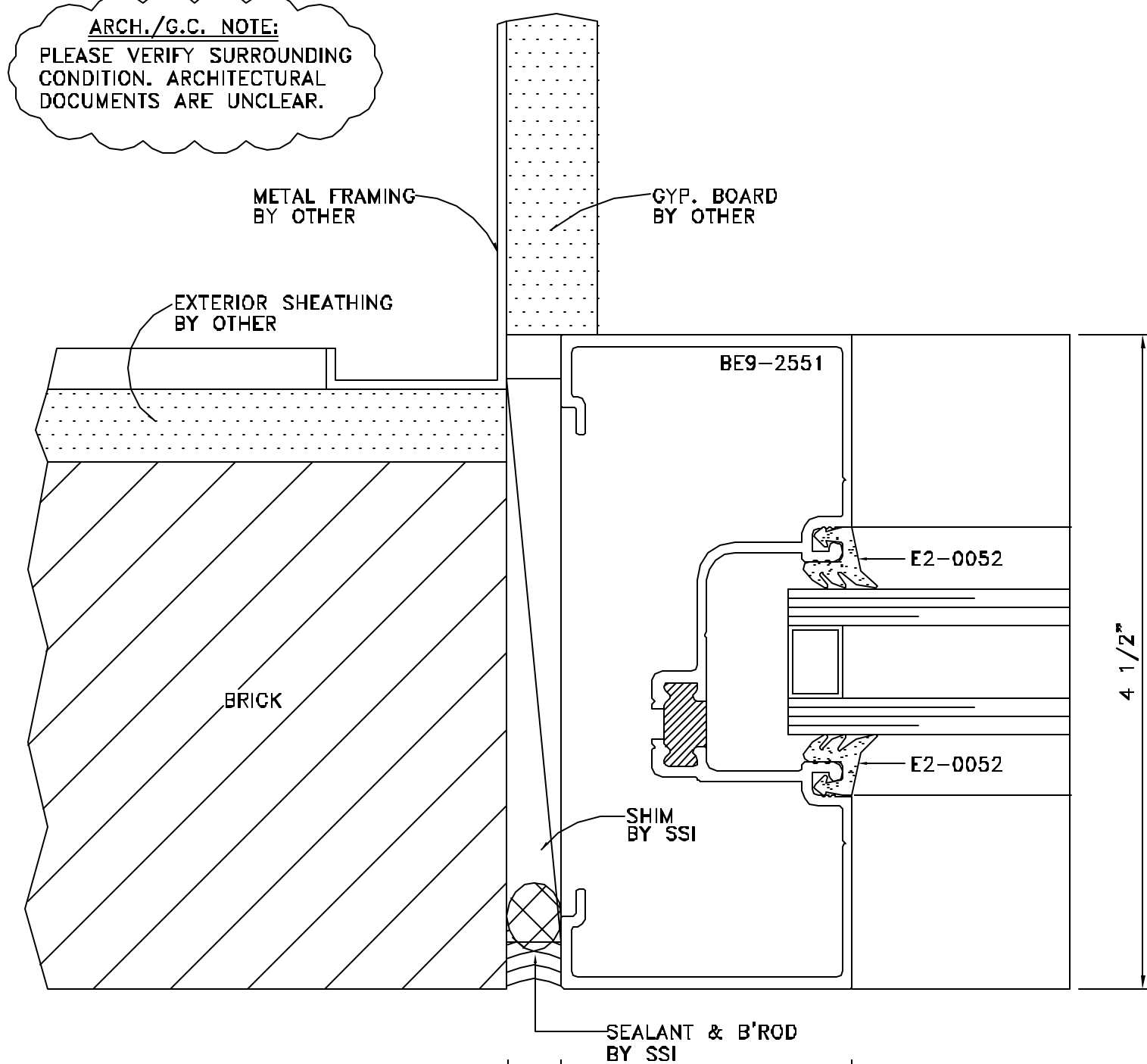
ARCH./G.C. NOTE:  
PLEASE PROVIDE ADEQUATE  
SUPPORT TO SUSTAIN LOADS  
EXERTED BY FRAMING SYSTEM

ARCH./G.C. NOTE:  
PLEASE VERIFY SURROUNDING  
CONDITION. ARCHITECTURAL  
DOCUMENTS ARE UNCLEAR.



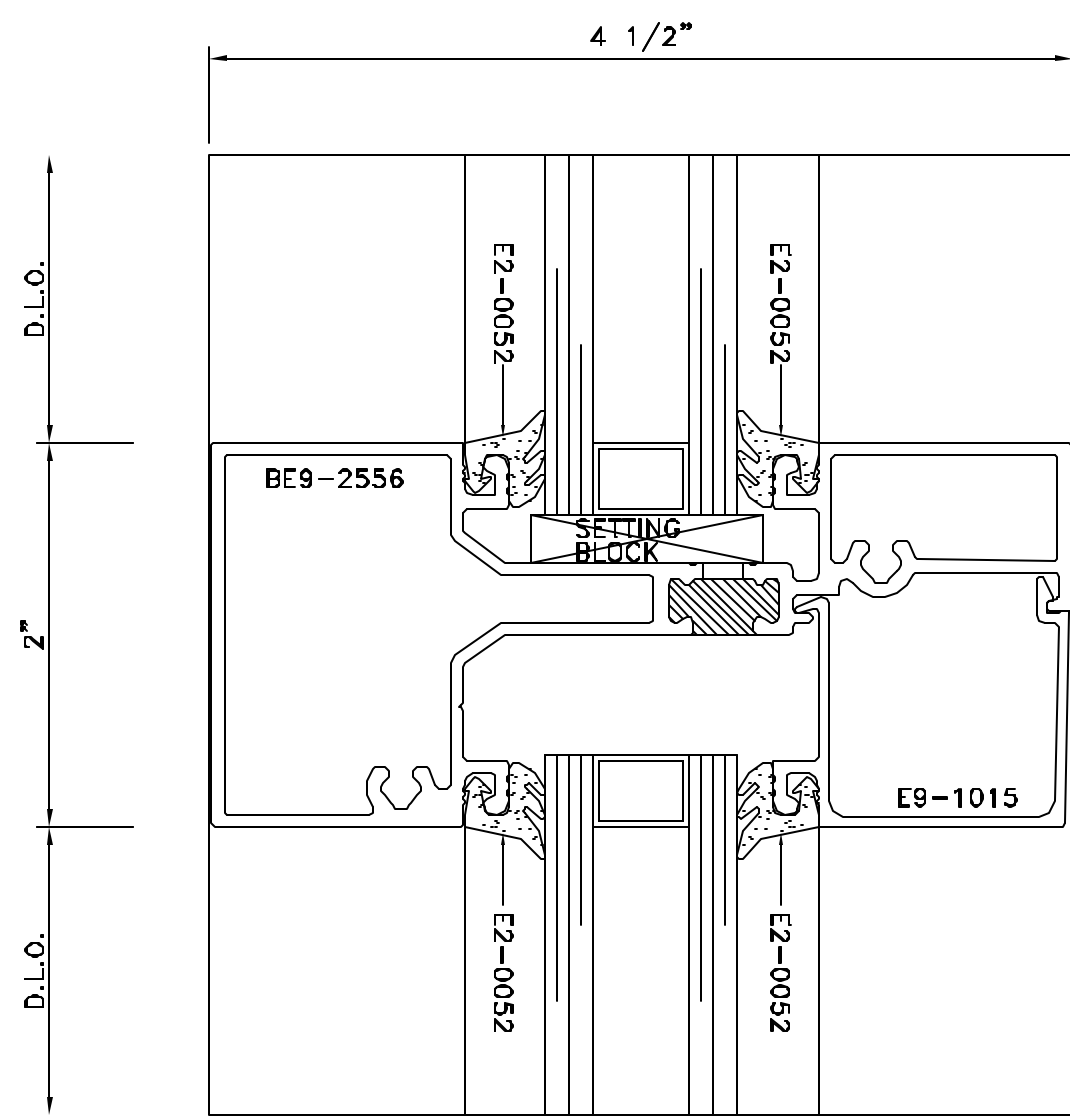
DETAIL 40  
FULL SCALE

ARCH. REF.: HS2/A605;



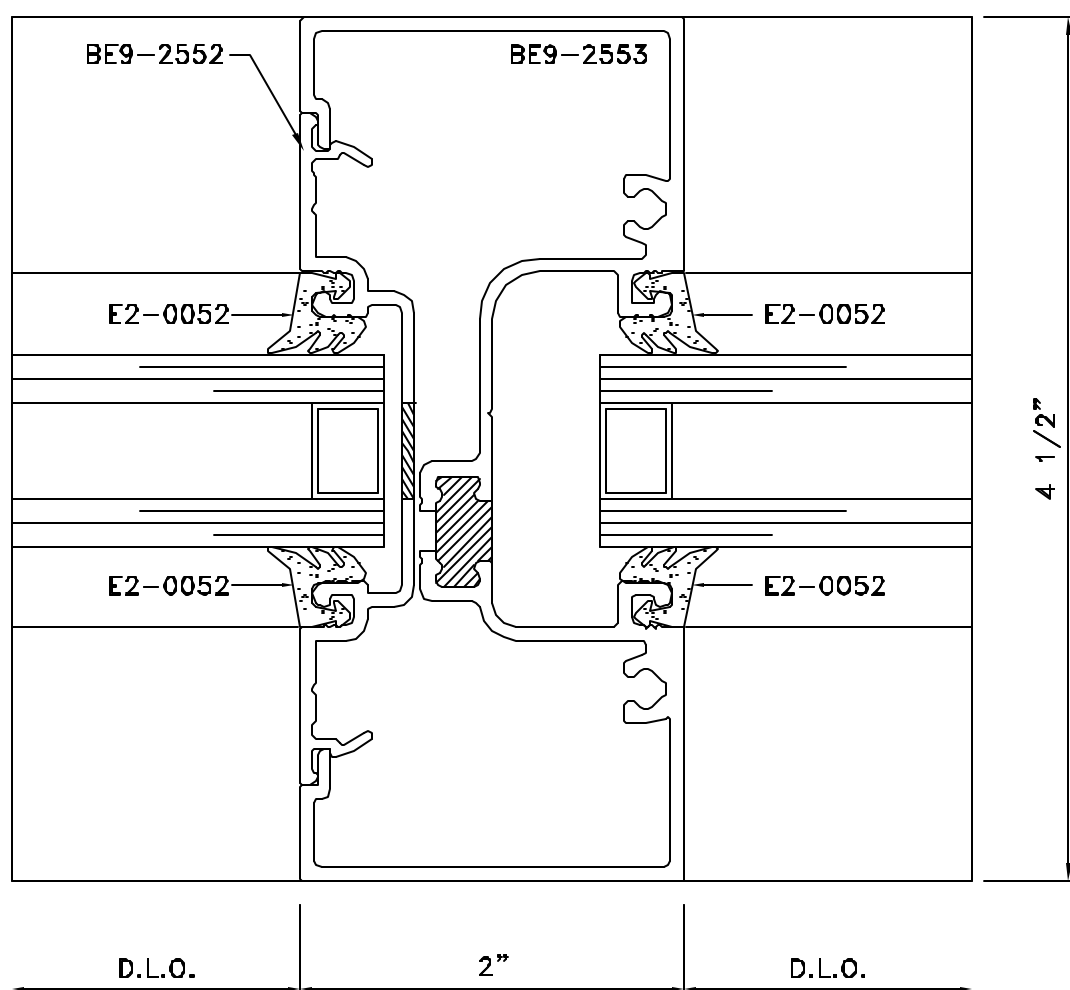
DETAIL 42  
FULL SCALE

ARCH. REF.: 1/A101;



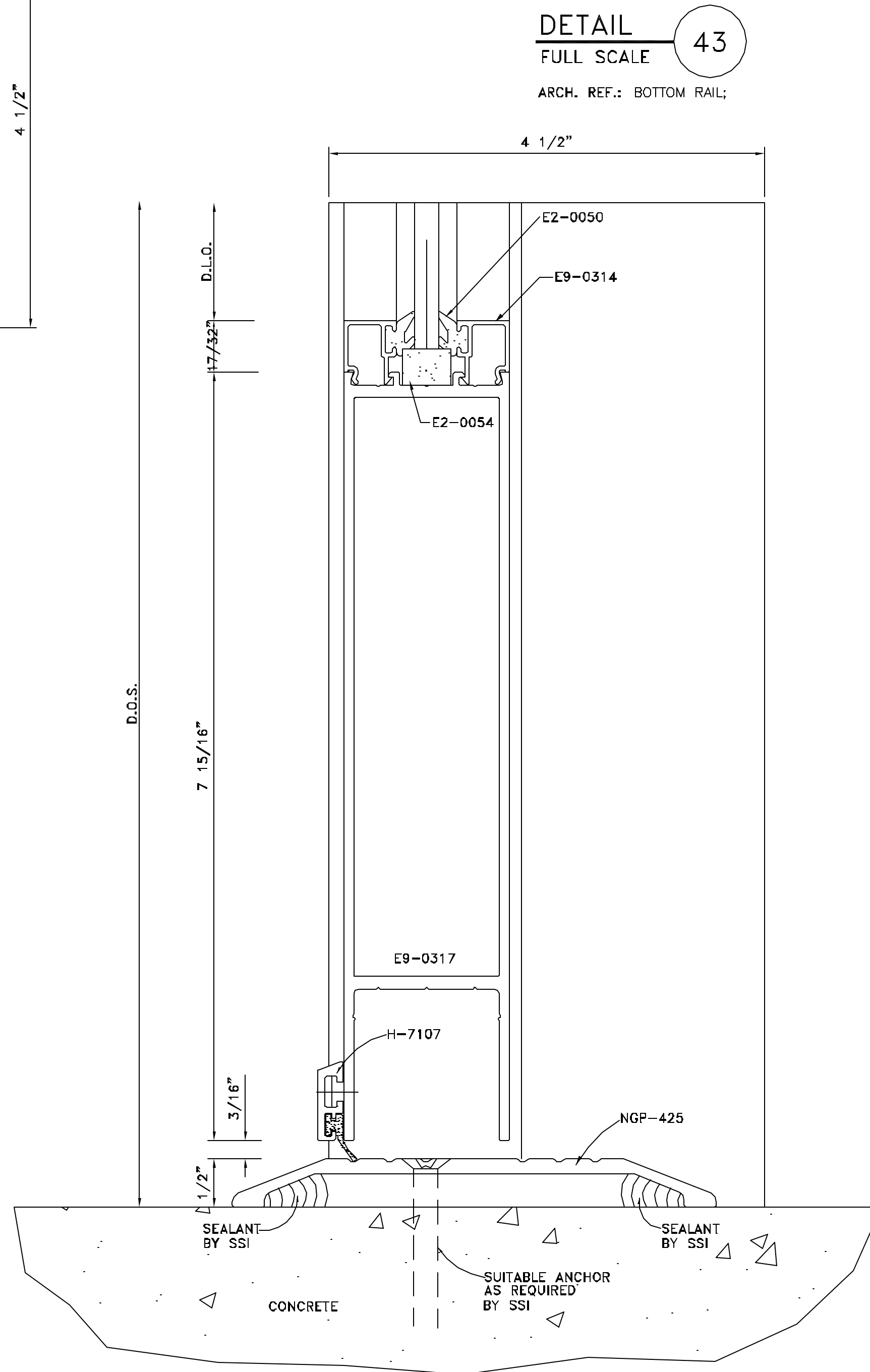
DETAIL 41  
FULL SCALE

ARCH. REF.: HORIZONTAL (1\"/>



DETAIL 42A  
FULL SCALE

ARCH. REF.: MULLIAN W/ SCREW SPLINE VERTICAL



DETAIL 43  
FULL SCALE

ARCH. REF.: BOTTOM RAIL;

SSi

Storefront Systems, Inc.  
9170 Old Atlanta Highway, NW  
Covington, GA 30014  
770.784.1555  
770.385.8010 Fax

NO.	REVISION	ISSUE DATE	BY	CHKD BY

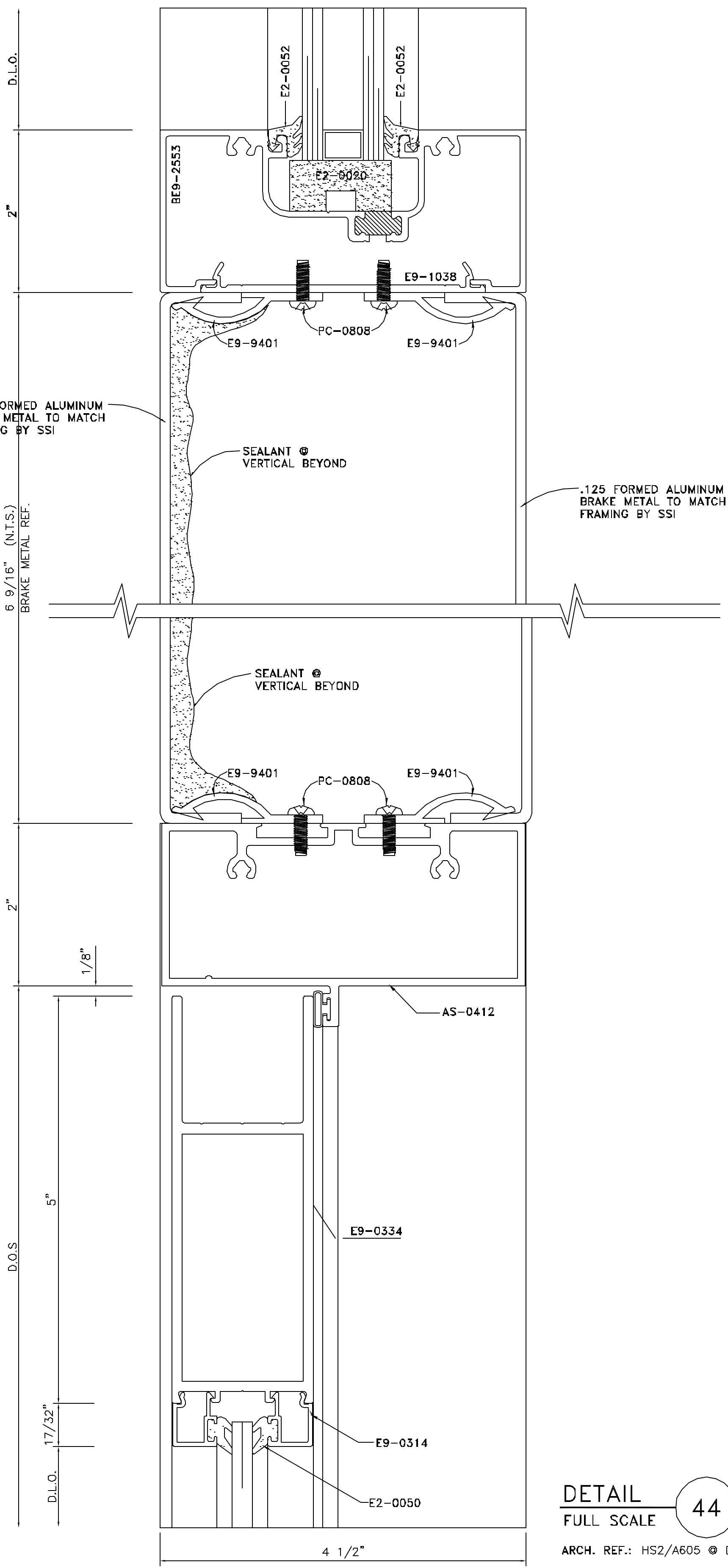
ARCHITECT NAME AND LOCATION:  
BIRPH  
2000 POWERS FERRY ROAD  
SUITE 600  
MARIETTA, GEORGIA 30067

CUSTOMER NAME AND LOCATION:  
TURNER CONSTRUCTION  
ATLANTA, GEORGIA

PROJECT NAME AND LOCATION:  
CITY HALL  
SUWANEE, GEORGIA  
CITY OF SUWANEE, GEORGIA

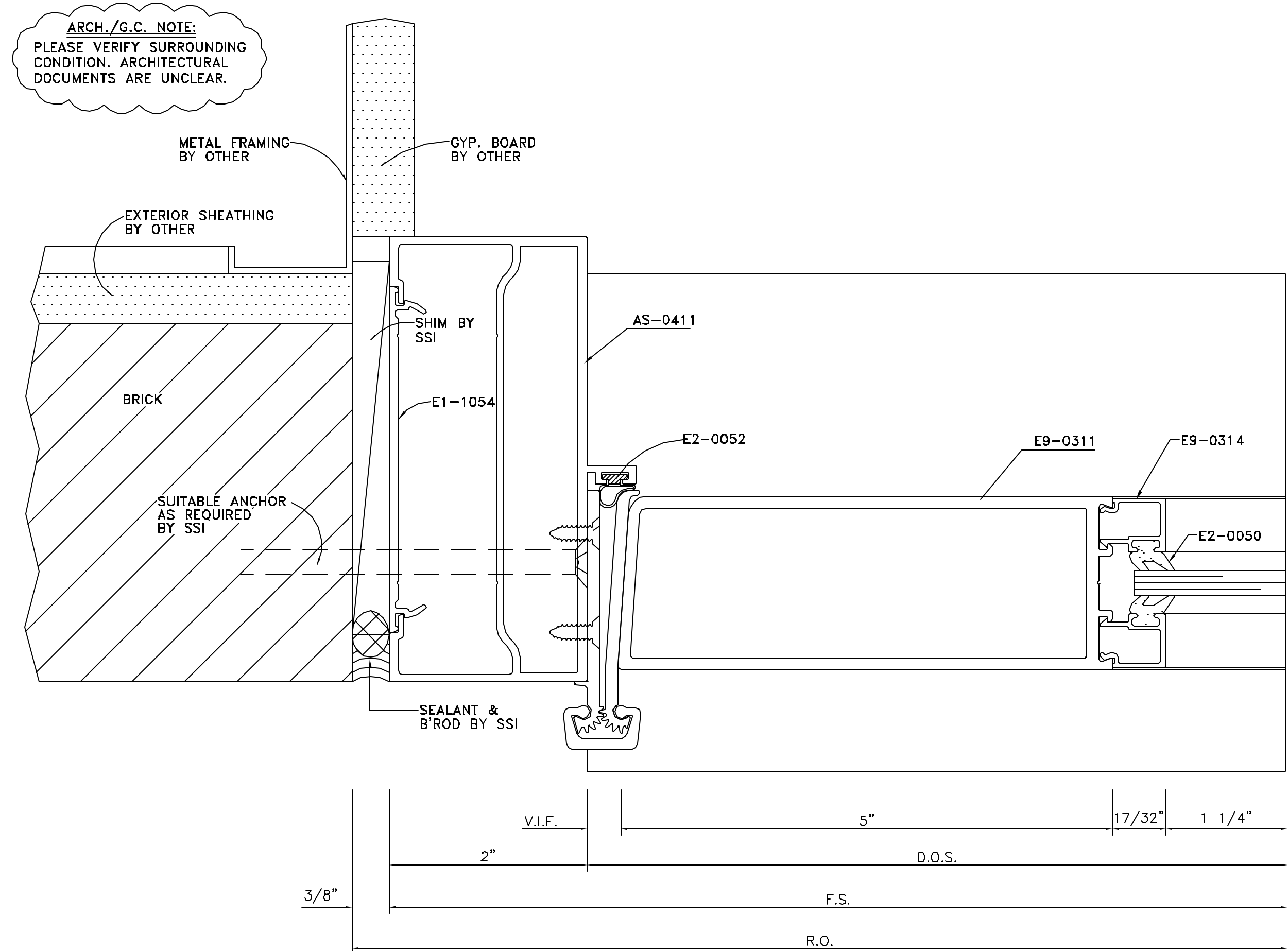
DESCRIPTION:  
DETAILS

SCALE:	ISSUE DATE:
FULL	11/28/07
DRAWN BY: BKB	SHEET NO.:
CHECKED BY: BKB	D19



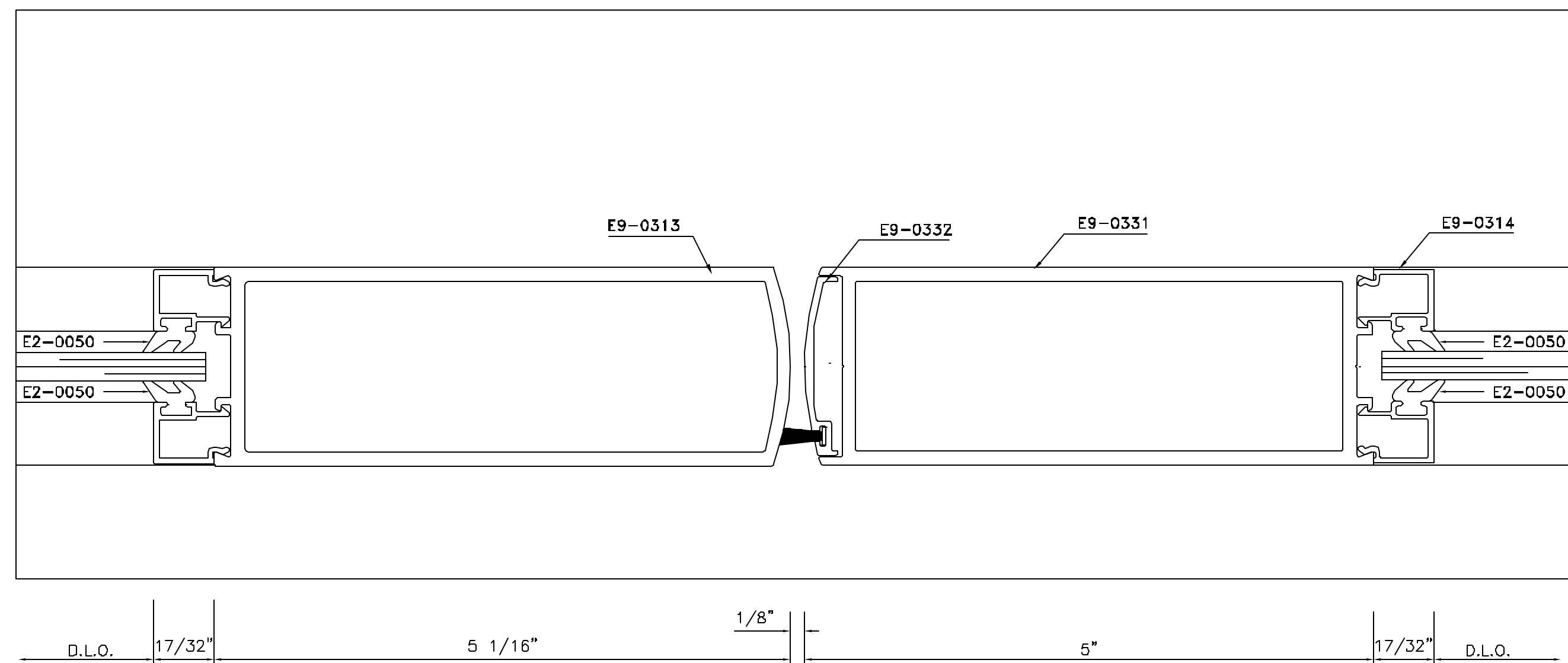
**DETAIL 44**  
FULL SCALE

ARCH. REF.: HS2/A605 @ DOOR HEAD;



**DETAIL 45**  
FULL SCALE

ARCH. REF.: 1/A101 @ DOOR JAMB;  
W/ CONTINUOUS HINGE;



**DETAIL 46**  
FULL SCALE

ARCH. REF.: MEETING STILE

**SSi**

Storefront Systems, Inc.  
9170 Old Atlanta Highway, NW  
Covington, GA 30014  
770.784.1555  
770.385.8010 Fax

NO.	REVISION	ISSUE DATE	BY	CHKD BY

ARCHITECT NAME AND LOCATION:  
BIRPH  
2000 POWERS FERRY ROAD  
SUITE 600  
MARIETTA, GEORGIA 30067

CUSTOMER NAME AND LOCATION:  
TURNER CONSTRUCTION  
ATLANTA, GEORGIA

PROJECT NAME AND LOCATION:  
CITY HALL  
SUWANEE, GEORGIA  
CITY OF SUWANEE, GEORGIA

DESCRIPTION:	
SCALE:	ISSUE DATE:
FULL	11/28/07
DRAWN BY:	SHEET NO.:
BKB	
CHECKED BY:	
BKB	D20